


HANDY PRODUCT GUIDE

DELIVERING INTERIOR SOLUTIONS

**Suspended
Ceilings**



Lighting




Dry Lining



**Temporary
Site Protection**



**Raised
Access Floors**



**Floor
Coverings**



**Demountable
Partitions**



Washrooms



**Acoustics
& Insulation**





Here to help with product choice

Choosing the appropriate interiors and dry lining materials for your commercial projects can be a daunting task these days, with the vast choice of product ranges available and new ones constantly being introduced.

So, **CPD Distribution** has done the hard work for you.

This guide puts together the important details on the most widely used, quality ceilings, partitioning, washrooms, raised access flooring, plasterboards, metal systems and accessories, that are essential for the successful completion of your project.

CPD Distribution is the UK's leading specialist supplier of interior fit-out products to the construction industry. Our product portfolio is unrivalled and we're committed to providing the best possible support to our customers.

Extensive stocks are held throughout our UK wide branch network, which means you will always receive a rapid response to your order.

Deliveries are made by our dedicated transport fleet which includes specialist offload vehicles. The strength of our operation allows us to meet the complex instructions and timed, tightly scheduled delivery requirements of your challenging project.

Just ask the experts.

Our experienced and dedicated specialist personnel are on hand at our branches to offer sound technical expertise on the best solutions for your application.

We'll support you every step of the way – from enquiry to delivery – with quality products from leading manufacturers.

We have all the products you need.

We're part of the SIG group, which has recently linked together its interiors, insulations, fixings and accessories businesses, meaning that you can now source a huge range of products, all from your local CPD Distribution branch, which becomes a true 'one-stop shop' for specialists.

So, you can also come to us for your:

- Thermal, fire and acoustic insulation
- Specialist fixings
- Power tools and accessories



Contents



Product	Page
Interior Solutions	4-5
Suspended Ceilings	6-11
Ceiling Ancillaries	12
Modular Raft System	13
Lighting	14-16
Acoustics & Insulation	17
Demountable Partitions	18-21
Washrooms	22-25
Raised Access Floors & Accessories	26-29
Dry Lining	30-33
Floor Coverings	34
Temporary Site Protection	35

Specialist Solutions at a Glance – Everything

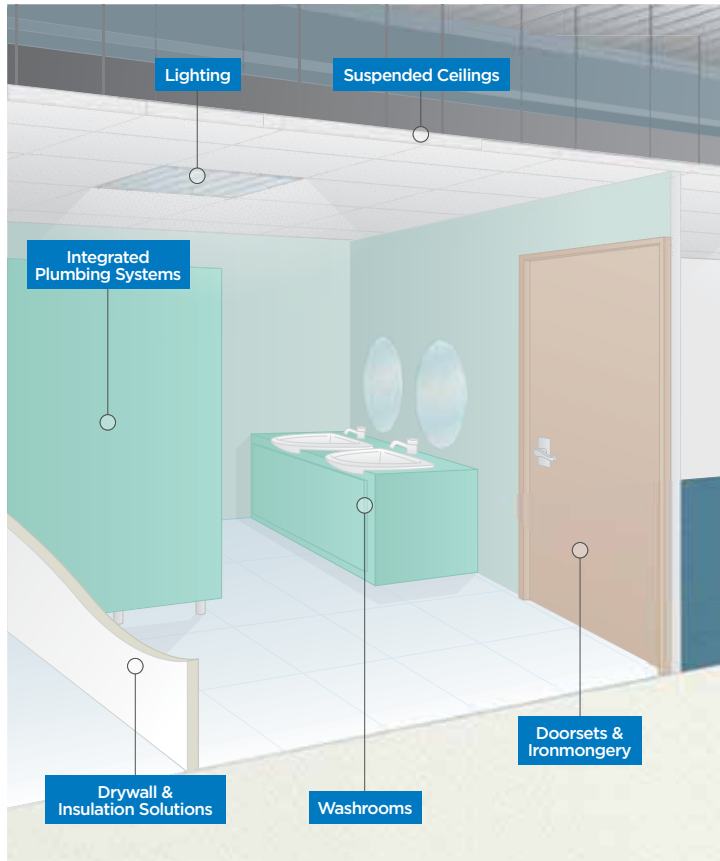
All the solutions and leading brands ...

We offer the widest range of high quality interiors products and tested systems for all commercial market sectors, including offices, education, healthcare, retail and leisure, and for all walls, floors and ceilings applications.

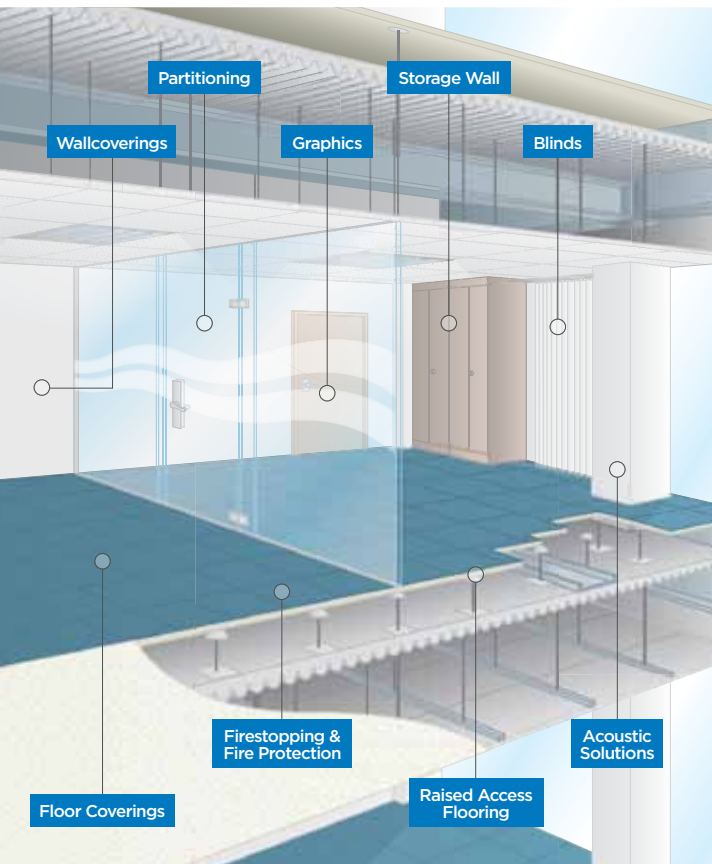
Our strong partnerships with the major, key manufacturers ensure that we offer the leading quality brands, which together with CPD's specialist own brand product ranges, gives you the wide choices you need.



In addition, we also offer full ranges of dry lining and insulation materials, fixings and accessories.



ng for the Commercial Interior Contractor



The size and scope of CPD's sales and branch distribution network means that we have more stock availability of ceiling and partitioning systems than anyone else in the UK.

Unrivalled expertise in logistics, programming, site schedules and specialist offload vehicles supports our right products, right place, right time philosophy.

... Supported by essential specialist technical expertise

Our biggest investment is our people. Today's complex challenges make this more crucial than ever before.

Our staff have the focus, understanding and appreciation of your specific project and application requirements; you can be assured that CPD won't waste your time or money.

Fully trained staff have the expert knowledge and experience of diverse commercial interiors markets and projects, adding invaluable guidance and working in partnership with you and your teams.



The UK's largest stock and the widest distribution service to get them exactly where and when you need them.



Suspended Ceilings



CPD offer a comprehensive range of suspended ceiling tiles and grid manufactured from mineral fibre, glass/rock fibre, gypsum and metal to meet demanding performance requirements. A wide range of ancillary products including lighting, ceiling canopies and fixings is also available to complete any project.

All leading brand solutions, including Armstrong, Burgess, Category Grid, Danoline, Ecophon, OWA, Rockfon and USG, are available from CPD branches.



Ultima

A white unperforated surface ideal for demanding requirements. A durable, high performance product designed to provide an excellent combination of sound absorption and sound attenuation.

Dune

The Dune range features a micro-perforated, finely granulated surface texture and offers improved durability, enhanced acoustical qualities, a humiguard warranty and is fully recyclable.

Fine Fissured

This lightly fissured, non directional surface provides effective sound absorption and high performance characteristics.

Orcal

A full range of plank and tile metal ceiling options. Standard tiles are



available for installation in conventional grid systems and flexible size plank and tiles where modules must be adapted to the needs of building layouts and aesthetics.

Armstrong Grid

Armstrong Prelude TLX (Hook Clip) and XL (Stab Clip) are available in standard grid widths of 15mm and 24mm. Stitched to enhance the torsional strength. Corrosion resistant grid and a variety of colours are also available.

Canopies

The Armstrong range of Canopies (Axiom Classic, Axiom Knife Edge, Infusions, Optima, Orcal and Ultima Canopy) allows the specifier to sculpt, create and accentuate an open space and enhance acoustics.



Infusions Canopy

Available in a number of different textures, including wood, metallic and crystalline finishes, and a choice of 16 colours that range from soft translucent shades to deeper, more saturated tones.

Optima Canopy

A mineral panel, pre-formed into a convex, concave, square, circle, hexagon, trapezoid or parallelogram shape.

Ultima Canopy

A mineral panel, pre-formed into a convex or concave shape.

Orcal Canopy

A metal Canopy available in three different designs, flat, concave and convex.

Axiom C Canopy & Axiom Knife Edge

A perimeter trim system designed to create "ceiling clouds" in conjunction with full size tiles.

Burgess A P

METAL CEILING SYSTEMS

Burgess offer standard or bespoke solutions to meet the performance and sustainability features of modern building design and specification. Within the Burgess standard product range of metal ceiling tile systems are:

- | | |
|----------------------|--|
| Concealed grids - | Clip-in, A Bar and Hook on |
| Exposed grids - | Tegular, Lay-in, Crosslock and Joggle Tegular. |
| Beam Grids - | Linear Beam, Modular Beam and Tartan Grid. |
| Corridor Solutions - | Lay-in, Clip-in, Hook-on and Nilgrid. |

Bespoke products available include:

- Atria Panels
- Acoustic baffles
- Bespoke panels
- Blind Boxes
- Bulkheads
- Ceiling Rafts
- Curvatura
- Interface details
- Pressed Metalwork
- Wall Panels



Available
September 2011



Category Grid

A 24mm and new 15mm exposed grid ceiling suspension system offering an economically competitive solution without compromising quality. Suitable for projects where standard exposed tee grid and lay-in ceiling tiles are demanded and offering up to 60 mins structural fire protection the system is fast and simple to install and remove. Available with a new 'stab joggle' connection and CE marked to comply with BS EN 13964:2004



danoline[®]
creating expressive ceilings

Gypsum ceiling tiles for a variety of applications, available in 600 x 600mm and 600 x 1200mm.

Danotile

Hygienic ceilings suitable for rooms with high cleaning requirements white foil-covered surface with a clear-cut look.

Belgravia

Available with a choice of 4 standard perforation patterns with a semi recessed grid system.



Corridor

Primarily used in corridors, small utility and ancillary rooms. 4 standard perforation patterns with a concealed grid. Variations available to provide a solution for fire escape routes.

Plaza

A straight forward, functional design with a clear cut look and 4 possible perforation patterns with a visible grid.

Contur

Particularly suitable for rooms with a low installation depth and can be combined with perforated wall linings on a concealed grid.

Danoline Grid

Standard grid widths of 15mm and 24mm.

Suspended Ceilings



Ecophon® ACOUSTIC CEILINGS

Glass wool mineral tiles available in a variety of sizes.

Focus

Easily demountable making it easy to maintain as well as continuing an aesthetically pleasing look behind an exposed grid system.

Gedina

For applications where a standard suspended ceiling system is required, but where strict functional requirements are needed.

Advantage

Advantage offers good value-for-money and meets the essential requirements with regard to acoustics, moisture resistance and mechanical strength.

Free-Hanging Units

The free-hanging units can be varied in shape, level, colour and angles. This implies a freedom of design and ability to create different impressions and a good sound environment in the room.

Wall Panel

Ecophon's Wall Panel system creates an attractive acoustic composition in the room. Extensive colour collection and a textured finish offers many possibilities for the interior design of your room.

Sombra

Systems for premises where a really dark ceiling is desired. Offers possibilities for sound control, e.g. in cinemas.

Super G

Ceiling systems with high mechanical resistance for areas such as sports halls and gymnasiums.

Master

Suitable for schools, open plan offices or other premises where strict demands are made on good acoustics and speech intelligibility, and where demountability is vital.



Combison

Ideal for sound reduction of vertical noise. Used for sound insulation between rooms if the partitions do not extend all the way up to the soffit.

Ecophon Grid

Connect is a robust, time saving system available in standard grid widths of 15mm and 24mm

OWA

OWAacoustic Premium ceilings are made from a mixture of glasswool and rockwool. Available in square edge T24, rebated edge or T15 edge detail, they also offer one hour's fire resistance under steel, timber, concrete or mezzanine, when installed in OWAconstruct premium T24 grid, in 600x600 or 1200x600 modules.

Deco range

Taurus

Taurus (12mm) is a basic, square edge, fissured tile, for use in back areas, or in low cost applications.

OWAacoustic Smart 1

Sandila Micro

Sandila Micro 14mm is an attractive white tile with a fine 'micro' sand surface in square edge T24, rebated edge or T15 edge detail.

OWAacoustic Premium

Cosmos

Cosmos (15mm) is a premium white ceiling tile with a white 'spatter paint' surface available as un-perforated or needled. The needled version offers Class C sound absorption and is suitable for classrooms or noisy offices, to reduce reverberation.



Harmony & Finetta

For mezzanine floors the most cost effective choice is OWAcoustic Premium 15mm in face patterns Harmony (fissured) or Finetta (finely fissured).

OWAconstruct Grid

OWAconstruct T24 grid is now available in both Premium (Hook-on, butt edge) and CLIQ (stab connection, joggled junction).



Islands & Canopies

Independently supported islands enable freedom of design, with individualised patterns of absorbers and allow localised acoustic control. A choice of infill panels can include many white patterns and also achieve up to Class A sound absorption with fleece covered panels such as Bolero and Synphonia A.

OWAcoustic Para and OWAcoustic Lega

Mini ceiling kits, with blocks of absorbent square acoustic panels in squares (4) or rectangles (6) surrounded with attractive white frames. Para systems include white coated steel components for the frames and cross tees, and Lega offers white coated aluminium frames and cross members.

OWAcoustic Vela Canopies

Single acoustic panels which can be arranged in creative patterns. Each panel is coated with a white acoustic fleece and elegantly framed. A choice of four undulations including Sinus (waved), Linear (flat), Concave or Convex. Each panel is covered with white acoustic fleece, and is available in sizes of 1250x1250mm or 1250x1850mm.



ROCKWOOL
Rockfon[®]
ACTIVATE YOUR CEILING

The following mineral tiles, made from stone wool, are available in standard sizes 600x600 and 1200x600mm with an extensive range of further sizes available on request.

Alaska

A range of attractive smooth white surface tiles which provide good functionality in a variety of areas. The different module sizes and edge details provide opportunities for semi-concealed ceiling expressions as well as standard visible grid.



Koral

Available in a variety of formats suitable for many applications. The micro textured, painted white surface ensures high sound absorption and provides the freedom to work with individual and straight forward ceiling designs.

MediCare

The aesthetically pleasing MediCare range is resistant to MRSA and other ubiquitous micro organisms making it fully compliant with HTM 60 ceilings and HTM 08-01 acoustics.

Pacific

The standard choice for value for money, smooth surface tiles. Pacific is ideally suited to a simple, basic ceiling when standard sound absorption is required.



Suspended Ceilings



Polar

A range of inspirational coloured tiles to enhance any interior design scheme.

Sonar

A comprehensive range of aesthetically pleasing, durable tiles with a micro-textured surface, strong edges and excellent acoustics.

Rockfon Grid

RockLink - standard grid widths of 15mm and 24mm to create semi-concealed or visible grid solutions.



Rockfon Eclipse Islands

Frameless acoustic islands which are aesthetically pleasing, quick and easy to install; used alone or to complement an existing acoustic ceiling system.

Rockfon Baffles

A range of baffles from economic, frameless Contour baffles to Hygienic baffles and Fibral Multiflex baffles to suit a variety of acoustic uses.



DONN® Grid

DONN® grid is compatible with all USG ceiling tiles and speciality ceilings. Available in grid widths of 24mm and 15mm in a range of colours with a corrosion resistant version also offered.

DONN® DX3®

DONN® DX3® retains all the tried and tested characteristics of DONN® DX® but with modified features to improve the key installation and functional performance of the grid. Three areas of improvements have been made: you'll see, feel and hear the differences



Categorically More Choice



With the new, improved and extended Category grid range, choices no longer have to be a compromise between cost and quality.

Category Grid is fast and simple to install, it's compatible with Square and Tegular Edge ceiling tiles.

And from September 2011 system features include:


- 24mm and **new 15mm** systems
- New 'stab joggle' connection
- Up to 60 mins structural fire protection
- CE marked to comply with BS EN 13964:2004



Category Grid is available exclusively through branches of CPD Distribution

Both 24mm and now
new 15mm
systems available

Ceiling Ancillaries



Air Grilles & diffusers

A wide range of suspended ceiling air diffusers and grilles are available to complement the suspended ceiling tile and grid stocks. The range includes:

- 4-Way Blow Diffusers
- Opposed Blade Dampers
- Eggcrate Grilles
- Round & Square Ceiling Diffusers with Fixed Blades
- Round Ceiling Diffusers with Fixed Diffusion Rings
- Steel Air Exhaust Valves
- Mounting Crossbars for Direct Duct Mounting

Ceiling Insulation

Polythene Enclosed Acoustic Pad

Designed for use as sound insulation in metal tray suspended ceiling systems. Increases acoustic performance by reducing sound transmission over the ceiling voids and helps to dampen sound within the room. The Polythene Enclosed pad is suitable for 'high tech' or sensitive areas where loose fibres could cause problems.



Standard Pad Sizes:

- 600x600mm
- 1200x600mm

Foil Wrapped/Black Tissue Faced Acoustic Pad

Designed for use as sound insulation in metal tray suspended ceiling systems. Increases acoustic performance by reducing sound transmission over the ceiling voids and helps to dampen sound within the room. The Polythene Enclosed pad is suitable for 'high tech' or sensitive areas where loose fibres could cause problems.

Standard Pad Sizes:

- 600x600mm
- 1200x600mm

Polythene Enclosed Glassfibre Ceiling Pad

Glassfibre Ceiling Pad is designed for the additional thermal insulation of suspended ceiling systems. The Pad is especially suitable for 'high tech' or sensitive areas where loose fibres could cause problems.

Standard Pad Sizes:

- 600x600mm
- 1200x600mm



A full range of ceiling system accessories and fixings are available including:

Wire Hangers

Ideal for fixing suspended ceilings - A one piece all metal load assisted suspension anchor which can offer considerable improvement in sound.

Suspended Ceiling wire

2mm diameter galvanised wire, fixed at 1200mm centres along the main runner to support the ceiling grid and subsequent tiles.

Shadow Batten

Softwood and MDF in various sizes with one narrow face painted matt black used in conjunction with standard perimeter trim at the junction with structural walls.

Teg Blocks

For use with tegular tiles avoiding the need to tegular cut a reveal on the edge of the tile.

Modular Raft System

EASi-Raft™

A new modular lighting raft system, providing an infinite number of designs, is available to complement the most comprehensive stockholding of ceiling tiles & grid.



The system is designed around a simplified core set of primitive shapes and modules. When combined, these core shapes provide an extremely innovative and flexible method of construction capable of delivering ceiling rafts in an unlimited number of designs.



Ideal if there is a requirement for a raft fitted retrospectively without affecting the integrity of the ceiling and a cost effective, sustainable and manageable product for modern commercial and retail installations.



- Provides an unlimited range of complex shapes and designs
- Pre-fabricated for quick installation
- Pre-finished
- Optional integrated lighting
- Dramatic cost reduction and installation time



- Quality assured manufacturing environment
- Lightweight construction allowing for larger structures
- Sustainable, reusable and recyclable

Visit www.easi-raft.com for more information

Lighting



Complementing the extensive selection of ceiling products is a range of lighting products including luminaires and LED lighting.

Luminaires

CPD offers a comprehensive range of high quality luminaires, selected specifically for the interior contractor and specifier. CPD can supply a full portfolio of luminaires from surface and recessed modular lighting to downlights and spotlights. Luminaires featured can normally be obtained ex stock from all branches of CPD, or are available within 3-5 working days.



Products have been selected for their high quality and ease of use, offering time saving features and simple, yet fast installation. Three major product ranges highly suited to the majority of commercial, education, retail and healthcare installations are available:



Pace XL

Pace XL is a budget conscious versatile range of lay-in recessed modular lighting. The range consists of a single body size housing designed for use with both 15mm and 24mm exposed tee ceilings. A choice of louvre and diffuser attachments can then be selected to suit the tee grid, offering numerous mix and match options.

- Strong fully enclosed slimline body
- Choice of VDT compliant or general purpose louvres
- Easy to install lay-in body and lift & tilt attachment
- Energy saving high frequency options
- Fully integral emergency conversions available



Combi



Combi offers all the features and options of Pace XL but in an easy to order format. Combi is supplied as a single unit body and attachment that fits both 15mm and 24mm exposed-tee ceilings, avoiding any grid size mix ups.

- Single pack - body and attachment supplied together
- Fits both 15mm and 24mm exposed tee ceilings
- Environmentally friendly with less packaging
- Choice of louvres and prismatic controllers
- Energy saving high frequency options available
- Emergency options available

Combi Fast Fix

Designed for today's fast paced and cost conscious projects, Combi Fast Fix saves time on installation with plug and play technology and remains in pristine condition, even after other building trades having finished their work.

- Ready to install, c/w lamps and attachment
- Rapid plug and go electrical connection
- Can be installed by a ceiling contractor
- Fits both 15mm and 24mm exposed tee grid
- Peel away protective film keeps attachment clean
- Choice of louvre and prismatic controller attachment
- Energy saving and emergency options



Luminaires are designed and manufactured using the latest high technology methods, including robotic assembly. Products are made in accordance with BSEN 60598. In house EMC testing ensures that all products are CE marked and preparation has been made for the Waste Electrical and Electronic Equipment (WEEE) directive.

Other luminaire solutions are available on request from your local branch of CPD.

Lighting



LED Lighting

LED (Light-emitting diodes) are now available from CPD as a greener, cheaper and safer alternative to incandescent bulbs. Lasting upwards of 100,000 hours means huge savings on electricity bills and a reduction in carbon footprint.



Suitable for commercial, office, retail and warehouse applications the LED's offer superior light quality resembling the normal outdoor daylight in a robust setting. LED lighting can be retrofitted into existing fittings with very little requirement for maintenance and are an excellent alternative to traditional lighting.

SquareLight

SquareLight is an alternative for traditional lighting in suspended ceilings and also as wall mounted lightings.

- 100,000 hour life span
- Energy consumption reduced by 50-80%
- Illuminated lightweight panels that eliminate the need for traditional armatures and brackets
- Available as emergency lighting with a rechargeable battery back-up, giving at least one hour of light
- Over 60% (weight) consists of recycled plastic and aluminium making it recyclable at end of service life
- Does not contain any mercury, lead or wolfram and emits no UV radiation
- Minimal heat emission therefore a reduced fire risk
- No quality reduction over time and fully dimmable



Acoustics & Insulation



Acoustics

CMS SuperPhon Range

Complete or partial wall coverage, as well as suspended sound solutions, SuperPhon panels provide an effective means of controlling reverberation times and reflected sound in rooms. The Interior panels are ideal where high acoustic absorption, combined with aesthetically pleasing appearance is required such as in offices, studios and conference centres. CMS SuperPhon systems can be designed to either complement existing interior décor or be used as an attractive feature.

• SuperPhon Wall Panels

Acoustically absorbent, fabric covered panels of a composite construction for reverberation control.



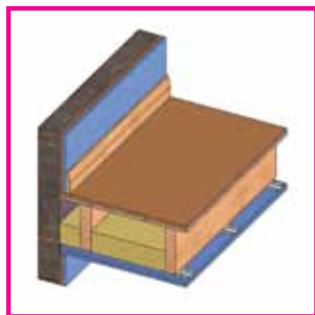
• SuperPhon Suspended Baffles

Sound absorption panels for use in areas where total wall coverage is not practical.

Karma Acoustic Solutions

The Karma Acoustic Solutions range of high performance acoustic products for walls & floors and ancillary products makes it easy to meet the sound insulation standards required by Approved Document E (England and Wales) and Section 5 (Scotland) of the Building Regulations. Products include

- Acoustic Batten
- Acoustic Blanket
- Downlighters
- EasyPanel
- Mat
- MultiPanel
- Overlay
- TripleDeck
- TripleMat
- UnderScreed
- Perimeter Strip
- Pipe Wrap



Insulation

Via sister company SIG Insulations, CPD offer thermal and acoustic insulation, fire protection and industrial materials and accessories suitable for walls, lofts, roofs and floors. All from leading manufacturers, including:

- Actis
- Celotex
- EcoTherm
- Isover
- Kay Metzeler
- Kingspan
- Knauf Insulation
- NaturePro
- Rockwool
- Superglass



Demountable Partitions



All the systems within the Tenon range are designed, developed and tested 'in-house' to ensure all aspects of design and production are controlled to accommodate multi-functional specifications. The Tenon range ensures there is a cost effective, readily available solution whatever the project requirement as detailed here:

 tenon PARTITIONS solutions across the spectrum	BOARD ROOMS	EXECUTIVE OFFICE SUITES	RECEPTION AREAS	CONFERENCE SUITES	GENERAL OFFICE	CLEAN ROOMS	LIGHT INDUSTRIAL	DURABLE SURFACES	WASHROOMS	FIRE PERFORMANCE	ACOUSTIC PERFORMANCE
 scion	✓	✓	✓	✓	✓					✓	✓
 ovation	✓	✓	✓		✓			✓		✓	✓
 vitrage	✓	✓	✓	✓	✓						✓
 fire & sound	✓	✓		✓	✓	✓			✓	✓	
 flexplus					✓	✓	✓	✓			
 operable walls	✓	✓		✓				✓			✓
 washrooms								✓	✓		

Tenon Flexplus

A cost effective and versatile range of partitioning systems for use in office environments where a simple, practical office divide is required. The system is constructed from a range of aluminium upright posts and gypsum plasterboard faced honeycomb panels and is fully demountable and relocatable.



Tenon Fire & Sound

A highly versatile demountable and re-locatable office partition system designed for use in both general office and light industrial areas. Constructed from steel, aluminium and plastic profiles together with plasterboard panels, 77mm and 102mm Fire & Sound systems are suitable for up to 30 minutes and up to 60 minutes fire rate applications respectively.



Tenon Ovation

This partition system offers the discerning specifier and client all the design options and glazing permutations of a true state-of-the-art partition system.

By combining subtle radius component profiles with a dramatically reduced on site installation time, Ovation delivers both performance and appearance so often demanded on today's fast track projects.



Tenon Scion

Combines the visual appeal and luxurious finish of natural wood with the flexibility and performance of a contemporary partition system ideal for use in boardrooms and executive areas, but also affords a practical and durable solution for general office areas. Scion is manufactured from solid timber using an attractive range of sustainable hardwoods and other suitable timbers, allowing endless design and build options.



Tenon Vitrage

Vitrage is a double or single glazed partition system that combines function with the clear, aesthetic benefits of silicone glazing. Using a minimum number of aluminium framing sections, Vitrage provides an office divide that allows unhindered vision whilst maintaining the privacy of individual offices.

Tenon Vitrage (dB)

Vitrage (dB) is a stylish double glazed system, ideal for applications where acoustic performance is paramount. Sound reduction of up to 47 dB (Rw) can be achieved, whilst retaining the spacious, visual simplicity of glass.



New

Vitrage (dB) is also available using our new Ghost design features with dry slim line joints and posts facilitating faster on site installation and a facility to allow blinds to be fitted without remote controls. The Ghost jointing system provides a pleasing aesthetic of clean lines and ultimate design flexibility for exciting office layouts and creative space usage.

Demountable Partitions



Tenon Operable Walls

Offers an unrivalled choice of quality engineered moveable partitions that provide effective space management. Designed to suit all applications and budgets, the range is particularly suited for use in areas where flexibility and performance are equally as important.

Wall Store

Wall Store is a simple but very effective concept, which utilises ceiling height modular units to provide an integrated wall and storage partition. The system provides compact and streamlined storage which can be used as both free standing room dividers or as partition walls for cellular offices. It has been designed to integrate with and to complement the complete range of Tenon partitioning systems.



Doors & Ironmongery

The full range of wood veneered doors in both cellular core and fire rated solid core options are carried to complement the full Tenon range of partitions systems, all available as flush blanks or complete with

pre-glazed vision panels in standard, special and DDA compliant sizes as required. In addition full height doors and overpanel sets are available that will cater for the most discerning Specifier or Client. A wide range of door ironmongery is also available to suit any requirements.

Glass

A full range of glass and glazing services are offered as either a supply only or supply and fit. The Tenon systems can accommodate varying glazing configurations and glass thickness to achieve the required acoustic and fire performance without compromising on appearance.



Double Glazed doors

The Vitrage (dB) system now offers a new double glazed door when using either 10mm or 12mm glass giving ultimate performance and design flexibility.

Blinds

Integral venetian blinds incorporated within the double glazed modules are available in over a hundred colours and finishes, with a choice of either 25mm or 15mm slat widths, venetian blinds offer coordinated colour options whilst maintaining a high level privacy for room occupants.



Manifestation

An alternative to venetian blinds and Building Regulations compliant, film applied manifestation is available allowing for personalised designs and corporate logos. Manifestation can be applied to all the Tenon systems.

Wallcoverings

To complement the Tenon range of partitions, a wide choice of Muraspec and Tektura vinyls and accessories are available. Alternatively panels or plasterboard can be pre-decorated to save time and money on site.

Turning Your Workspace Visions Into Reality



tenon
PARTITIONS

Tenon Partitions work closely with contractors and architects across the UK to create inspiring working environments.

Saving you time and money, we'll support you through all stages of your project to establish the perfect partition system. Using advanced software we can produce detailed layouts and 3D visualisations through to a full breakdown of module components and costings, all with the guarantee of exceptional customer service.

Tenon Partitions offer a comprehensive range of high quality, stylish demountable and relocatable systems, with products to meet all budgets and complex design specifications, making the selection of partitioning simple whilst providing solutions to the changing demands of the modern workplace. Whether your requirements are for acoustic performance, fire resistance or varied glazing configuration, there is a Tenon system perfectly suited to meet your challenge.

For further information, visit www.tenonpartitions.co.uk

| Quality | Style | Choice |



Washrooms



Tenon Washrooms is an unrivalled range of products that offer a solution to all washroom design briefs and budgets.

Tenon Washrooms include ingenious features such as full length door and partition channels to retain a high quality, long lasting finish. All products are manufactured in a BSI Registered ISO 9001:2008 accredited manufacturing facility and are supported by the Tenon 5 Year Quality Guarantee, for complete satisfaction and peace of mind. Tenon's Integrated Plumbing System (IPS) is factory manufactured as self supporting modules complete with sanitary ware and decorative wall panels.

Application	Modular	President	Director	Executive	Premier		Toodle-Loos				Budget	IPS
					Leisure	Plus	Tiny Tots		Kaleidoscope			
							Standard Finish	Solid Grade Laminate	Standard Finish	Solid Grade Laminate		
Commercial Offices	✓✓	✓	✓✓	✓✓							✓	✓✓
Directors Suites	✓✓	✓✓	✓	✓								✓✓
Retail	✓	✓	✓	✓✓	✓	✓						✓
Creches & Nurseries							✓✓	✓✓	✓✓	✓✓	✓	
Schools	✓		✓	✓	✓✓	✓✓	✓✓	✓✓	✓✓	✓✓	✓	✓
Colleges & Universities	✓		✓✓	✓✓	✓✓	✓✓					✓	✓✓
Healthcare	✓✓		✓✓	✓	✓✓	✓✓					✓	✓✓
Restaurants	✓✓	✓✓	✓	✓								✓
Hotels	✓✓	✓✓	✓	✓	✓	✓						✓✓
Pubs & Clubs	✓		✓✓	✓	✓	✓					✓	✓
Banks & Finance	✓✓	✓✓	✓✓									✓✓
Law Courts	✓✓	✓	✓	✓								✓✓
Airports & Transport Interchanges	✓✓		✓✓	✓	✓✓	✓✓					✓	✓✓
Sports Centres & Clubs	✓		✓	✓	✓✓	✓✓					✓	✓✓
Leisure Industry	✓	✓	✓	✓	✓✓	✓✓					✓	✓✓
Shower Areas					✓✓	✓✓						✓
Commercial Washrooms	✓			✓	✓✓	✓✓						✓✓
Warehouses					✓✓	✓✓					✓✓	✓
Factories					✓✓	✓✓					✓✓	✓

✓ = Suitable ✓✓ = Highly Suitable

Rapid availability Options:

Pace

Now Available
with Fresco Grey finish



Tenon Pace is available ex-stock from CPD branches, ensuring it is on site when you need it. Supplied as a series of One-Size-Fits-All packs, Pace is supplied with all fixings and accessories necessary to complete the job. Easy to Fit – Pace is designed with ease and speed of installation in mind. Pace offers stylish looks and has features normally only found on more costly systems – Yet Pace is competitively priced to meet the budget of practically any project.



Budget


Designed for the cost conscious projects where classic, simple styling and quality materials are demanded. Budget offers a selection of kit form 'packs' that enable a complete solution to be constructed from standard components. The result is a traditional, quality washroom that matches most budgets.

Toodle-Loos

Stimulating bright colours, fun styling and loveable characters have been ingeniously combined to create Toodle-Loos, a stunning range of washrooms designed especially for children.

• Tiny Tots (Standard Finish & Solid Grade Laminate)

Stylishly curved self supporting doors and facias along with reduced height partitions offer a bright and spacious feeling whilst retaining privacy with no sharp edges or corners.



• Kaleidoscope (Standard Finish & Solid Grade Laminate)

Suitable for older children, Kaleidoscope offers both full and reduced height doors plus curved partitions. The range also benefits from attractive tubular headrails for added strength.



Bespoke Options:

President

A blend of luxury real wood veneers, set within stainless steel pilasters, headrail and channels with antique white partitions where visual appeal is paramount.



Modular3 (Standard finish & Solid Grade Laminate)

Modular is a range of new generation washroom solutions designed for numerous projects, particularly prestigious areas. Suitable for any dry area application, Modular has a distinctive appearance thanks to an attractive elliptical aluminium pilaster profile combined with wood grain finish panels and doors.



Washrooms



Executive

Tried and tested durability in a choice of ten colours with distinctive contrasting colour edge styling. Benefits from increased height and a one-size-fits-all design.



Premier Leisure

Premier Leisure is a contemporary design with a robust tubular steel frame in a choice of five vibrant colours with coordinated finger plates.

projects where concealed plumbing and services are required, but where speed and quality of installation are vital. IPS is supplied as pre-plumbed factory manufactured modules, ready to install and connect.



Director

The very best of traditional design that combines melamine faced doors and partitions with post formed, abuse resistant high pressure laminate pilasters for long life.



Premier Plus

Specifically designed to provide high performance, incorporating resistance to water, high humidity, sudden temperature change and vandalism.

Accessories

A full range of washroom accessories are available to complement any project including wash basins, brassware, soap & towel dispensers, hand dryers, baby changing unites and mirrors.

Disability Discrimination Act

All public and workplace washroom facilities must conform to the requirements of The Disability Discrimination Act 1995 and Approved Document M of the Building Regulations, which sets minimum standards of access of a building by all of its occupants, including the disabled. The full Tenon Washrooms range can be supplied to meet the requirements of the legislation, including colour contrasts, door hardware and the design of standard, ambulant and disabled and enlarged disabled cubicles.

Integrated Plumbing System (IPS)

Fast, simple and cost effective, Tenon's Integrated Plumbing System offers a complete solution for



Raised Access Floors & Accessories



Eurodek Raised Access Floors present the ideal solution to the ever increasing demands of modern interior fit-out projects in today's fast paced environment. A perfect platform for business, Eurodek's Raised Access Floors are designed to meet the most demanding of new build or refurbishment briefs, providing a cost effective and flexible solution. Whether used for commercial offices, hospitals, IT suites or reception areas, there is a Eurodek Raised Access Flooring System product to satisfy a variety of projects.

Where to use Eurodek Raised Access Floors

Applications	Products		
	eBand	Fortress	Base
Call centres	✓	✓	
Control rooms	✓✓	✓	
Office areas		✓✓	✓✓
Data centres	✓✓	✓	✓
Education & healthcare	✓	✓	
Levelling solution			✓
Public buildings	✓	✓✓	
Retail	✓	✓	

Key: ✓✓ Highly suitable ✓ Suitable

eBand

The Eurodek® eBand range consists of gravity loose lay panels with a high density chipboard core, sheet steel base plus top layer and protective PVC/ABS edge band. Suitable for applications requiring a medium or high load bearing capacity. Supplied bare or with Steel Grey factory bonded antistatic vinyl covering to provide a hard wearing finish for appropriate applications. Strong edge detail provides strength and stability for a wide range of applications.



Fortress

The Fortress range of panels are gravity loose lay panels encapsulated in corrosion resistant galvanised steel, with a high density chipboard core, ideally suited to a wide range of applications. Mechanical stitching within the unique lid to tray locking system gives strength and integrity to the panels design. The panels have a galvanised steel bottom tray with an out turned profile. The steel lid is then rolled around the lower profile creating a locked, double layer of steel.



Screwdown Fortress panels are also available for added security.



Base

Gravity loose lay Raised Access Floor systems, manufactured from high density chipboard. Suitable for commercial office and general use applications, these panels are ideal where cost is the primary concern in a project. The Base range is available in 30mm and 38mm deep, high density chipboard. The panel is supplied bare to accept a wide range of loose lay floor coverings.



Calcium Sulphate

Calcium Sulphate flooring panels consist of an inert, non-combustible calcium sulphate core, available with a factory bonded finish & galvanised steel sheet bottom, along with PVC edge banding as standard. These panels exhibit a high standard of acoustic and fire resistant properties.

Pedestals, Gaskets & Stringers

Pedestals, sometimes referred to as 'up-stands' or 'legs', are an integral part of any raised access floor system. The Eurodek® Raised Access Floor system incorporates a wide selection of different grade pedestals, available in a variety of heights from 26mm to achieve many finished floor levels and constructed from corrosion resistant steel. A locking nut facility is available on larger pedestals.



Pedestals can be used with the full Eurodek® gasket (or cap) range. Gasket types vary dependent on the panel & system application. Stringers are available that either clip-on or bolt-on to pedestal heads to provide enhanced lateral strength and stability. They are recommended where high finished floor heights (recommended over 600mm) are required.



Raised Access Floors & Accessories



Accessories

• Floor Sealer

A water based PVA floor sealer to prepare the floor surface and suppress moisture and dust.

• One-Part Pedestal Adhesive

Supplied in 9Kg tubs, one-part pedestal adhesive is convenient and easy to use to bond pedestals to pre-sealed concrete floors.

• Two-Part Pedestal Adhesive

Two-Part solvent-free polyurethane adhesive is also available from Eurodek®, specially designed for bonding pedestals to pre-sealed concrete floor



• Aluminium Tape & Foam Strip

Moisture resistant and class 'O' fire resistant aluminium tape for sealing the edges of cut panels and Class 'O' fire resistant foam strip for the perimeter panels, to fill the gap between the panel and the abutment.



• Lifting Tools

A range of lifting tools are available for use with bare panels or panels with carpet, vinyl or laminate bonded floor coverings.

• Outlet Boxes


Outlet boxes are available to house power, data and telecom accessories where optimum flexibility is required. A range of sizes are available on request.

• Grommets

Flooring grommets are available to allow protected access to cables through the raised access floor.

• Lasers


A wide range of high visibility, self levelling interior lasers suitable for reaching the required consistent floor height is available



Under Floor Fire Barrier

A high density, mineral wool and foil faced fire, smoke and acoustic barrier for raised access floor voids. Supplied both cut to size or in slab form, the fire barrier is suitable for voids between 15mm and 1000mm and can provide up to 120 minutes fire resistance, preventing the passage of flame and smoke through the void. Eurodek's Fire Barrier also has acoustic properties to reduce flanking transmission of sound through the void by at least 9dB.

Complementing the Eurodek Flooring range, CPD also offer a selection of contract floor coverings. See page 34 for details.



The perfect platform for your business

A solid foundation for a flexible,
functional business environment.



**EURO
dek**[®]

**RAISED ACCESS
FLOOR SOLUTIONS**

ADVANTAGES

- > Comprehensive range offering a complete solution
- > Full selection of panel finishes
- > Wide range of installation tools and accessories
- > Full technical support
- > Available from stock



Dry Lining



CPD Distribution supplies a selection of British Gypsum, Knauf Drywall, Lafarge and Speedline drywall products.

Plasterboards and Metal Systems

Standard Wallboard

Standard wallboard is available in thicknesses of 9.5mm, 12.5mm and 15mm. Available in tapered edge and square edge with decorative ivory face that can be skim plastered, or supplied tape and jointed.



Sound Resistant Wallboard

Sound resistant wallboard is available in thicknesses of 12.5mm and 15mm. It can be finished in the same way as a standard board. This product is installed when superior sound resistance is required.

Fire Resistant Wallboard

Fire resistant wallboard is available in thicknesses of 12.5mm and 15mm. It can be finished in the same way as a standard board. This product



is installed when superior fire protection is required.

Impact Resistant Wallboard

Impact resistant wallboard is available in thicknesses of 12.5mm and 15mm. It can be finished in the same way as a standard board. This product is installed when superior impact resistance is required.

Moisture Resistant Wallboard

Moisture resistant wallboard is available in thicknesses of 12.5mm and 15mm. It can be finished in the same way as a standard wallboard. This product is installed when superior moisture resistance is required, e.g. bathrooms and wetrooms.

Vapour Resistant Wallboard

Vapour resistant wallboard is available in thicknesses of 9.5mm, 12.5mm

and 15mm. It can be finished in the same way as a standard board. This product is foil faced on one side and is installed when vapour resistance is required.

Metal Systems

Metal systems include a number of different products, including a wide range of high quality metal studs ranging from 48mm to 146mm widths, a full range of MF ceiling components, resilient bar, metal angle and other associated products.

Render Carrier Board

A board designed for use where there is no insulation applied to the board prior to rendering.

Tile Backer Board

Tile backer boards are water resistant boards that provide a durable and stable substrate. The boards are suitable for use when installing tiles in wet areas.



Thermal Laminate Board

Thermal laminate boards are available in a wide range of thicknesses and are made up of a range of different thermal products to offer varying thermal performances. The boards can be skim finished or taped and jointed. This product is installed to increase the thermal performance of a property.

Wall Linings

Wall lining systems allow you to overcome uneven backgrounds and surfaced fixed services. They allow up to 130mm cavity behind the plasterboard.

Direct Bond

A common practice for sticking plasterboards to the external envelope of a building. This ensures a flat regimented surface for skim plastering or taping and jointing.

Versa Range of Building Boards

- Versafire® A1 - Non-Combustible Board. For internal/external use.
- Versaliner JPM - Internal Class 'O' Dry Lining Board. Tile backing applications.
- Versapanel® Class 'O' - Cement Particle Board. For internal/external use.
- Weather Pro - L™ - Calcium Silicate Board. Lightweight, multi-purpose use.

For internal or external use, a high quality, high performance range offering fire, moisture, impact, sound and rot resistance. Suitable for use in a variety of applications such as partitions, floors, ceilings, cladding, dry lining and tile backing.

Fermacell Boards

A high performance multi-purpose dry lining board for walls ceilings and floors. Standard Sizes:

- 2400mm x 1200mm
- 3000mm x 1200mm
- 1500mm x 500mm
- (12.5 - 30mm thickness)

Lafarge GTEC LaDura

A high density, multi-purpose performance board comprising a gypsum core with 8% mass of wood particles, enveloped in a paper liner. The easy to cut board is 20% lighter than gypsum fibre boards and no mechanical cutting is required. The product can be fixed to standard framing.

Standard Sizes:

- GTEC LaDura 2400 x 1200 x 12.5TE
- GTEC LaDura 3000 x 1200 x 12.5TE
- GTEC LaDura 2400 x 1200 x 15TE
- GTEC LaDura 3000 x 1200 x 15TE


BluClad

A flat, class O building board with outstanding dimensional stability. It is suitable for use as a substrate for a variety of thin coat polymeric renders, textured finishes and other surface coatings. The product can also be used to provide a seamless finish.

Drywall Accessories

Access Panels

Purpose designed wall and ceiling panels for use in systems where there is a requirement to access services for maintenance.




Adhesive

A gypsum based compound suitable for direct bonding plasterboard to walls, available in 25Kg bags. Also suitable for thermal boards and bonding metal furring wall channels to walls.



Aluminium Trims


Plasterboard and ceiling and skirting aluminium trims are available in standard 3000mm lengths and powder coated to RAL 9010 30% gloss. Curved trims and alternative colours are available.




Beads

A wide range of beads is available for internal and external application, on the external angle of a joint, to give a clean line to plaster and render finishes.

- British Gypsum • Knauf Drywall
- Lafarge • Speedline



Dry Lining



Coving

Coving is available in various designs for decorative application at the junction of walls and ceilings.

- Artex
- British Gypsum
- Lafarge
- Knauf Drywall

External Renders

A durable and visually acceptable skin for an unattractive construction. Renders can reduce rain penetration and maintain the thermal insulation of walls.

- Kilwaugther K-Rend
- Weber Monocouche

Joint Cement and Filler

Joint cements and fillers are used to bed tapes and give a smooth finish to the joints between plasterboards.

- British Gypsum
- Knauf Drywall
- Lafarge
- Speedline
- Versafiller

Mesh

Security mesh and metal lathing are available as a cost effective way of securing buildings or internal spaces.

- Speedline

Plasters

Plasters are applied to masonry backgrounds to ensure a flat solid finish prior to decoration.

- British Gypsum
- Knauf Drywall

Putty Pads

The acoustic, intumescent putty pad is designed for lining electrical socket boxes in drywall constructions. The mouldable putty pads easily fit socket boxes to reduce sound travel through drywalls, whilst providing flexibility when fitting avoiding accidental tearing or puncturing.

Sanding Papers

100,120 and 150 grit sandpapers available.



Screws and Fixings

A range of drywall screws and fixings for use with dry lining systems.

- BZP Drywall Screws (Zinc)
- BZP Self Drill Drywall Screws (Zinc)
- Course Thread Drywall Screws including bits specifically designed for installation of boards directly onto timber framework. The course thread provides excellent drive and grip for quick and easy installation
- Collated Drywall Screws, suitable for use with a wide range of autofeed screw drivers. The collate

drywalls allow quick installation of screws into plasterboard

- Pan/Wafer Head Self Drill Screws
- Plugs, general purpose fixing into brick and concrete
- Metal Nail-Ins, suitable for use in concrete and full bricks for fixing brackets, straps and general items
- Hammerfix Nylon, suitable applications include concrete, brick, hollow concrete block

Tapes

A range of products used in the application of skim plasters and taping and jointing materials. Tapes are used to strengthen the joints between plasterboard or for remedial applications.

- British Gypsum
- Knauf Drywall
- Lafarge
- Speedline





NEW ADDITION TO THE
SPEEDLINE RANGE



SPEEDLINE DRYWALL ADHESIVE

A gypsum based compound suitable for direct bonding plasterboard to walls

- Also suitable for thermal boards and bonding metal furring wall channels to walls
- Available in 25Kg bags

The new products and full range of metal systems and accessories are available ex-stock from Speedline stockists nationwide, making it easy for contractors to start using Speedline products straight away. Visit www.speedlinedrywall.co.uk for more details.

SPEEDLINE EXTRA SMOOTH DRYWALL JOINT FILLER

A gypsum based setting compound suitable for filling plasterboard joints and bedding tapes

- 90 minute setting time
- Available in 12.5Kg bags

SPEEDLINE READY MIX JOINT COMPOUND


A ready mixed, Air drying compound suitable for bedding and finishing plasterboard joints in a 2 stage application

- Ready to use after removing the lid – no time wasted mixing
- Ideal for machine application
- Can be kept for up to 9 months
- Available in 20Kg buckets



Always reliable. Always the right choice.

Floor Coverings



CPD Distribution now offers a wide selection of contract floor coverings and wood and laminate products. The extensive portfolio is available on an ex-stock or 48 hour delivery basis, depending on the product and colour chosen.


Carpets

High quality and hard wearing carpet tiles plus practical, heavy contract fibre bonded sheets and tiles for entrance areas are available to complete a project.

All of these products are heavy contract quality and are ideal for use in office, retail, education, healthcare and hospitality applications, particularly where long life and heavy wear resistance are paramount.



Vinyl Floor coverings



Stocks of tough and durable anti-static vinyl floor coverings and high pressure laminates in a wide range of colours are available to complement the majority of interior projects or to finish a Raised Access Floors panels. Sheet vinyl is also available on request.

Wood & Laminate

The CPD Wood and Laminate Flooring range meets a variety of projects that require cost effective, tough and durable finishes, ranges of solid, semi-solid and structured hardwood finishes.

All these products are designed for use in retail, hospitality and commercial applications – from offices and hotels up to heavy wear areas such as airport check-in desks areas. A complete range of accessories such as underlays, adhesives, trims, tools and maintenance products complete a portfolio for the interior fit out contractor.



Temporary Site Protection



Damage to high specification finishes are costly to repair or replace and this can lead to contract delays. CPD offer a range of Temporary Site Protection products including protective coverings for Floors, Kitchens, Sanitary Ware, Stairs and Doors both internally and externally. Products are designed to provide protection of materials and finishes in construction projects until the building is handed over at completion.

Floor protection

- Low tack, carpet protection films
- Film dispensers
- Flame retardant Twinshield boards
- Tack mats for heavy traffic entrance area
- Rubber matting



Stair protection

- Stairtread protectors
- Stairshield
- Carpet protection film



- FloorShield stairtreads
- Foam post and handrail protection

Door protection

- Door frame protection
- Door cill protectors
- Door Sleeves
- Full door protection Panels
- Steel door protection pack
- TwinShield door protection

Internal Protection

- Appliance Protectors
- Bubblewrap
- Building Papers
- Corrugated Cardboard
- Dust Sheets
- Edgguards
- Furniture Protection Bags
- Insect Mesh
- OckProps
- Overshoes & Automatic Dispensers
- Zip Doors



Branch Details

Aylesford

Unit 5
Larkfield Mill
Bellingham Way
Larkfield,
Aylesford, Kent, ME20 6SQ
Tel: 01622 791100
Fax: 01622 791375

Barking

Unit 1, New England Estate,
Gascoigne Road, Barking,
London, IG11 7NZ
Tel: 020 8477 9499
Fax: 020 8591 0351

Bedford

Telford Way
Bedford
MK42 0PQ
Tel: 01234 761112
Fax: 01234 343584

Birmingham

85 Chester Street
Aston
Birmingham B6 4AE
Tel: 0121 380 1600
Fax: 0121 380 1616

Birmingham (West Bromwich)

Unit A
Halfords Park
Halfords Lane
Smethwick
Birmingham B66 1EL
Tel: 0121 565 5700
Fax: 0121 558 3233

Bristol

Unit 200, North Bristol Park,
North Way, Filton,
Bristol, BS34 7QH
Tel: 0117 931 3432
Fax: 0117 931 3433

Cardiff

Units H & J
Southpoint Industrial Estate
Clos Marian
Cardiff CF10 4SP
Tel: 029 2047 4787
Fax: 029 2047 4797

Croydon

Unit 9
Beddington Trading Park West
Bath House Road
Off Beddington Lane
Croydon CR0 4TT
Tel: 020 8684 7775
Fax: 020 8683 3660

Edmonton

Unit 14A
Banksia Road
Edmonton
London N18 3BF
Tel: 020 8884 3444
Fax: 020 8884 5471

Gateshead

Unit A389
Western Avenue
Team Valley Trading Estate
Gateshead
Tyne & Wear NE11 0SZ
Tel: 0191 482 4211
Fax: 0191 482 3500

Glasgow

21 Dava Street
Glasgow G51 2JA
Tel: 0141 440 6960
Fax: 0141 440 6961

Leeds

Unit 3
Elland Road Industrial Park
Elland Way
Elland Road
Leeds LS11 0EY
Tel: 0113 270 0333
Fax: 0113 270 2839

Leicester

Unit E
Braunstone Industrial Estate
139 Scudamore Road
Leicester LE3 1UQ
Tel: 0116 255 1585
Fax: 0116 255 1745

Liverpool

Horn House Lane
Knowsley Industrial Park
Liverpool L33 7YQ
Tel: 0151 547 5288
Fax: 0151 547 5299

London Heathrow

(Ceiling System Supplies)
Blackthorne Road,
Poyle Trading Estate, Colnbrook,
Slough, SL3 0DU
Tel: 01753 691818
Fax: 01753 694485

Luton

Units 11-12
Stadium Industrial Estate
Craddock Road
Luton LU4 0JF
Tel: 01582 594 222
Fax: 01582 595 222

Manchester

8 Commerce Way
Kiwi Park
Trafford Park
Manchester M17 1HW
Tel: 0161 874 5311
Fax: 0161 874 5312

Norwich

Unit 27
White Lodge Business Park
Hall Road
Norwich NR4 6DG
Tel: 01603 766471
Fax: 01603 764685

Nottingham

Unit 3
Cossall Industrial Estate
Coronation Road
Ilkeston DE7 5UA
Tel: 0115 944 1359
Fax: 0115 930 9249

Plymouth

Parkway Industrial Estate
Marsh Mills
Plymouth
Devon, PL6 8LH
Tel: 01752 675414
Fax: 01752 675413

Portsmouth

Unit 2 Quadra
Sharps Close
Portsmouth
PO3 5PS
Tel: 02392 696733
Fax: 02392 661406

Sheffield

4 Atlas Way, Atlas North
Carlisle Street East
Sheffield, S4 7QQ
Tel: 0114 2317 317
Fax: 0114 2317 318

Southampton

Unit 41a Oriana Way
Nursling Industrial Estate
Southampton
SO16 0YU
Tel: 023 8074 3799
Fax: 023 8074 3948

Southwark

Unit 6
Bricklayers Arms Distribution
Centre
Mandela Way
London SE1 5SR
Tel: 020 7064 4900
Fax: 020 7064 4919

Twickenham

Twickenham Trading Estate
Rugby Road
Twickenham TW1 1DQ
Tel: 020 8891 5971
Fax: 020 8892 5218



Part of **SIG** plc

Head Office

Hillsborough Works, Langsett Road, Sheffield S6 2LW
Tel: 0114 231 8030 Fax: 0114 231 8031

www.cpddistribution.co.uk

All rights reserved. No part of this publication may be reproduced or transmitted in any form, or by any means, electronic or mechanical including photocopy, recording or any information storage and retrieval system, without permission in writing from the publisher. No information contained within this publication can be used to compile any other printed or electronic directory or mailing list. Whilst every effort has been made to ensure accuracy, the publisher does not, under any circumstances, accept responsibility for errors or omissions. Copying of the images contained in this publication, in any form without the author's permission, is an unlawful act under the Copyright Designs and Patent Act 1988.