


JOHNSON·TILES

Select Collection

Ceramic and Porcelain

Wall and Floor Tiles



About us...

With over 100 years' experience, **Johnson Tiles** has a long history of market leadership. With a dedicated in-house design team and UK based production facility, **Johnson Tiles** continues to deliver distinctive new products for both the wall and floor, servicing contract and retail markets globally. All of which is underpinned by their award winning quality and environmental system.

Our facts...

- Manufacturing tiles in Stoke on Trent since 1901.
- The largest manufacturer and importer of ceramic and porcelain tiles in the UK.
- Manufacture circa 5.5 million square metres per annum.
- Source and import circa 3 million square metres per annum.
- In-house design and development team.
- Award winning environmental systems.
- Product portfolio covering all sectors and price points.

To learn more about us, go to - www.johnson-tiles.com/about

Our environment...

- At Johnson Tiles we have a fully integrated approach with pioneering environmental initiatives.
- Every aspect of our business, from water and lighting to heat and even pallets and packaging, is subject to this strict environmental policy.
- Our suppliers are also included within the policy, and must demonstrate their own sound environmental practices, in order to secure our business.
- All ceramic tiles, manufactured by Johnson Tiles at our Stoke on Trent factory, now contain up to 12% recycled ceramic material from our fired ceramic waste recycling scheme.

To view our full policy, go to - www.johnson-tiles.com/about/environment

Our support...

- Sample delivery within 24 hours.
- Continuing professional development (CPD) presentations.
- NBS specification service.
- Cleaning and maintenance guidelines.
- HSE slip resistant guidelines.
- Bill of quantity service installation advice.
- COSHH and data sheets.
- A dedicated helpline for technical enquiries - 01782 524111.

To view our full support area, go to - www.johnson-tiles.com/technical-support-area

Alternative Collections...

If you could not find exactly what you were looking for in this collection, why not take a look at the **Intro Collection**, this is a collection of high quality wall and floor tiles offering a stylish yet affordable product range covering both contemporary and traditional design styles.

Or alternatively we have the **Absolute Collection**, this is a leading edge collection of contemporary tiles for both the wall and floor. Explore texture, colour and scale in both ceramic and high performance porcelain.






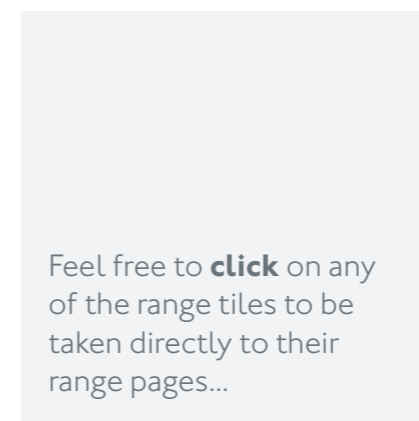
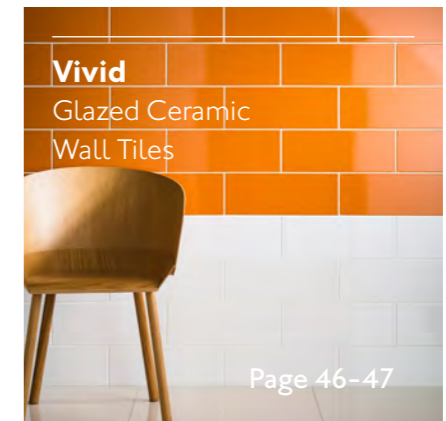
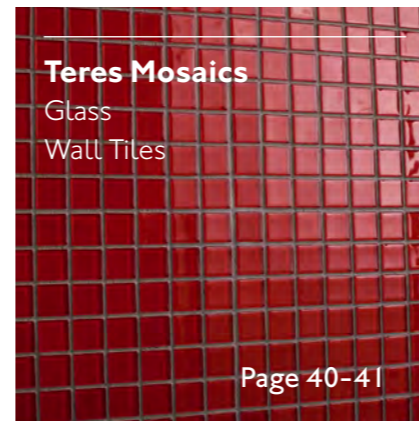
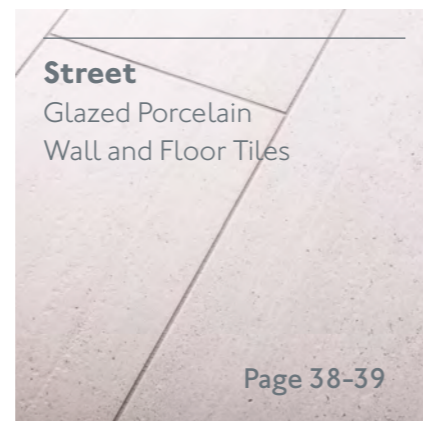

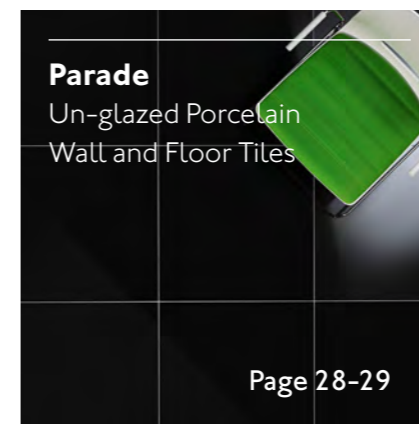

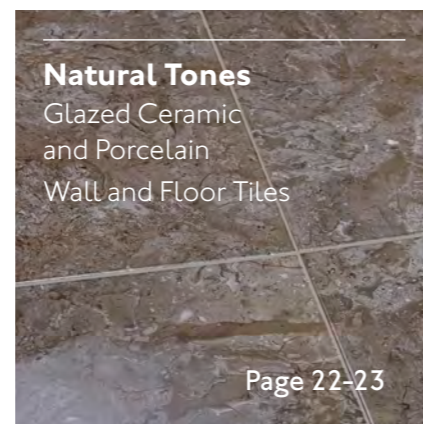
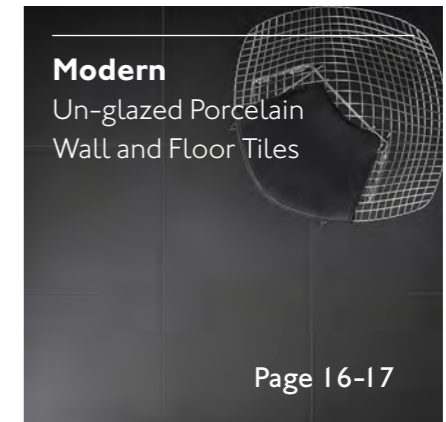

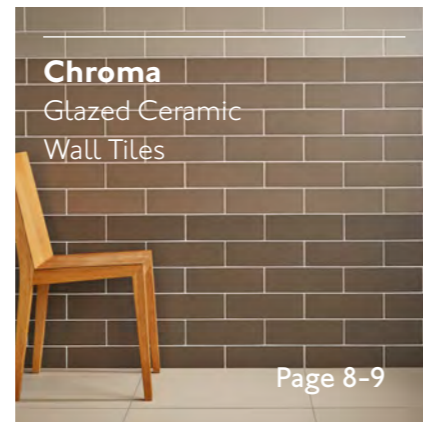


Select Collection, a design-led collection of wall and floor tiles. Perfect for both modern and traditional interiors, it offers both small and large format tiles, a wide palette of colours, textures and co-ordinating decorations. The **Select Collection** comes in a choice of high quality ceramic or porcelain.

The full range is available from stock.

Select Collection, a design-led collection of wall and floor tiles - available ranges...


To learn more about these or any of our other ranges, simply go to - www.johnson-tiles.com




Arctic White is available in **four sizes**, perfectly designed for seamless installation.

[Click here](#) to be taken to **Arctic White** on our website...


Size



400 x 300mm



600 x 300mm



400 x 150mm



300 x 100mm

Availability - 600 x 300mm

ATIC1A White Gloss
ELMS12 White Satin
GRO1A White Gloss Groove

Availability - 400 x 150mm

ATIC1A White Gloss
TNS1A White Satin

Availability - 400 x 300mm

TND1A White Gloss
TND12A White Satin
GRO1A White Gloss Groove
DMNS1A White Gloss Dimensions
DMNS2A White Satin Dimensions


Availability - 300 x 100mm

ATIC2A White Gloss
CHS12A White Satin

Thickness

All 600 x 300mm tiles in this range are 11mm thick; all other tiles in this range are 10mm thick.


One colour




White

Five finishes combine form and function.


Examples below are not to scale but have been enlarged to show detail:




Gloss




Satin



Gloss Groove



Gloss Dimensions



Satin Dimensions




Arctic White Gloss Dimensions

Chroma is available in **one** bold and impactful size.

[Click here](#) to be taken to **Chroma** on our website...

Size



300 x 100mm

Thickness

All tiles in this range are 10mm thick.

Availability

Colour	Finish		Colour	Finish	
	Gloss	Satin		Gloss	Satin
Arctic	ATIC2A	-	Snow	-	CHS12A
Saffron	CHG01A	-	Night sky	-	CHS13A
Sunset	CHG03A	-	Steel	-	CHS14A
Poppy	CHG04A	-	Pewter	-	CHS15A
Coal	CHG06A	-	Putty	-	CHS16A
Tarragon	CHG07A	-	Seed	-	CHS17A
Ocean	CHG08A	-	Acorn	-	CHS18A
Dolphin	CHG09A	-	Mink	-	CHS19A
Alloy	CHG10A	-			
Sand	CHG11A	-			
Fawn	CHG20A	-			
Almond	CHG21A	-			
Coffee	CHG22A	-			

Two finishes combine form and function.

Examples below are not to scale but have been enlarged to show detail:




Gloss



Satin

Twenty one colours offering a neutral and contemporary palette.



Arctic




Sand




Fawn



Dolphin



Coal




Snow



Putty



Seed



Steel




Night sky




Coffee



Almond




Alloy




Mink



Acorn



Pewter



Saffron



Sunset



Poppy



Tarragon



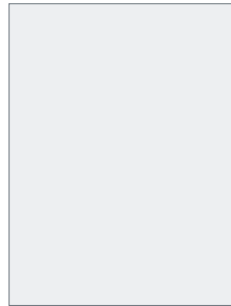
Ocean




Elegance is available in **two sizes**, perfectly designed for easy installation.

[Click here](#) to be taken to **Elegance** on our website...

Size



400 x 300mm



600 x 300mm

Availability - 600 x 300mm

SLARIA Solar Matt
MNRKIA Moonrock Gloss
STELLIA Stellar Matt
SLCEIA Solace Matt
PRESIA Silver Travertine Matt
PREBIA Breccia Matt
RHAPIA Rhapsody Gloss

Availability - 600 x 300mm


SLAR2A Solar Matt
MNRK2A Moonrock Gloss
STELL2A Stellar Matt
SLCE2A Solace Matt
PRES2A Silver Travertine Matt
PREB2A Breccia Matt
RHAP2A Rhapsody Gloss

Thickness


All 600 x 300mm tiles in this range are 11mm thick; all 400 x 300mm tiles in this range are 10mm thick.

Two finishes combine form and function.

Examples below are not to scale but have been enlarged to show detail:



Gloss




Matt

Seven colours offering a neutral and contemporary palette.




Solar




Moonrock



Stellar




Solace



Silver Travertine



Breccia




Rhapsody

Jewelstone is available in **one** bold and impactful size.

[Click here](#) to be taken to **Jewelstone** on our website...

Size

Sheet size 300 x 300mm



14 x 14mm


Availability - 300 x 300mm (14 x 14mm)

- JEST01 Pearl Mixed
- JEST02 Amethyst Mixed
- JEST03 Bronze Mixed
- JEST04 Gold Mixed
- JEST05 Opal Mixed
- JEST06 Quartz Gloss
- JEST07 Sapphire Gloss
- JEST08 Topaz Mixed
- JEST09 Ruby Gloss
- JEST10 Onyx Gloss


Thickness

All tiles in this range are 8mm thick.

Ten colours offering a neutral and contemporary palette.




Pearl




Amethyst




Bronze




Gold




Opal




Quartz



Sapphire




Topaz



Ruby

Two finishes combine form and function.


Examples below are not to scale but have been enlarged to show detail:



Gloss



Mixed




Onyx


Modern is available in **two sizes**, perfectly designed for seamless installation.

[Click here](#) to be taken to **Modern** on our website...

Size




600 x 600mm



600 x 300mm

Mosaics

Sheet size 600 x 300mm



Mixed Large

MON1MM Beige Mix


MON2MM Grey Mix

Thickness


All Natural finish tiles in this range are 10mm thick; all Polished finish tiles in this range are 9.5mm thick.

Two finishes combine form and function.

Examples below are not to scale but have been enlarged to show detail:




Natural



Polished


Seven colours offering a neutral and contemporary palette.



Basalt



Flax



Oyster




Ivory



Moonstone



Slate



Graphite

Availability - 600 x 600mm

- MON01N Basalt Natural
- MON02N Flax Natural
- MON03N Oyster Natural
- MON04N Ivory Natural
- MON05N Moonstone Natural
- MON06N Slate Natural
- MON07N Graphite Natural

- MON01P Basalt Polished
- MON02P Flax Polished
- MON03P Oyster Polished
- MON04P Ivory Polished
- MON05P Moonstone Polished
- MON06P Slate Polished
- MON07P Graphite Polished

Availability - 600 x 300mm

- MON01N Basalt Natural
- MON02N Flax Natural
- MON03N Oyster Natural
- MON04N Ivory Natural
- MON05N Moonstone Natural
- MON06N Slate Natural
- MON07N Graphite Natural

- MON01P Basalt Polished
- MON02P Flax Polished
- MON03P Oyster Polished
- MON04P Ivory Polished
- MON05P Moonstone Polished
- MON06P Slate Polished
- MON07P Graphite Polished




Natural Mosaics are available in **five sizes**, perfectly designed for seamless installation.


[Click here](#) to be taken to **Natural Mosaics** on our website...

Size


Sheet size 305 x 305mm




100 x 50mm Brick




50 x 25mm Brick



50 x 50mm Square



50 x 17mm Rectangular



25 x 25mm Square

Thickness

All tiles in this range are 10mm thick.

Availability - 305 x 305mm (100 x 50mm Brick)

SMBR1A White Brick Natural
SMST2A Silver Travertine Brick Natural

Availability - 305 x 305mm (50 x 25mm Brick)

SMPB1A Light & Dark Brick Polished
SMSM2A Silver Mix Brick Natural

Availability - 305 x 305mm (25 x 25mm Square)

SMMX1A Mixed Square Natural

Availability - 305 x 305mm (50 x 17mm Rectangular)

SMCT1A Travertine Rectangular Polished
SMBB1A Brown & Beige Rectangular Polished
SMSB1A Black Rectangular Polished

Availability - 305 x 305mm (50 x 50mm Square Brick)


SMWT2A White Square Natural
SMSM1A Silver Mix Square Natural
SMST1A Silver Travertine Square Natural

Two finishes combine form and function.

Examples below are not to scale but have been enlarged to show detail:



Natural



Polished

Eight colours offering a neutral and contemporary palette.




White



Travertine




Brown & Beige




Mixed




Light & Dark



Silver Mix



Silver Travertine




Black


Natural Tones is available in **two sizes**, perfectly designed for seamless installation.

[Click here](#) to be taken to **Natural Tones** on our website...

Size



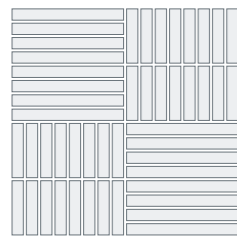
600 x 600mm



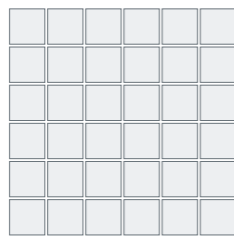
600 x 300mm - Wall tiles only

Mosaics

Sheet size 300 x 300mm



Mixed Strips
NTM2MS Neutral Mix (Zinc, Charcoal, Dove & Otter)
NTM3MS Natural Mix (Ecru, Pebble, Mink, Nougat & Mocha)




47 x 47mm Squares
NTM2MM Neutral Mix (Zinc, Charcoal, Dove & Otter)
NTM3MM Natural Mix (Ecru, Pebble, Mink, Nougat & Mocha)

Thickness


All 600 x 600mm tiles in this range are 10mm thick; all 600 x 300mm tiles in this range are 11mm thick.

Two finishes combine form and function.

Examples below are not to scale but have been enlarged to show detail:




Matt



Gloss


Nine colours offering a neutral and contemporary palette.




Dove Marble PEI IV



Otter Marble PEI III



Nougat Marble PEI IV




Mocha Marble PEI I




Ecru Stone PEI IV




Pebble Stone PEI III



Mink Stone PEI II



Zinc Stone PEI II



Charcoal Stone PEI I

Availability - 600 x 600mm

NTM01F Dove Marble Gloss
NTM02F Otter Marble Gloss
NTM03F Nougat Marble Gloss
NTM04F Mocha Marble Gloss

NTS01F Ecru Stone Matt
NTS02F Pebble Stone Matt
NTS03F Mink Stone Matt
NTS04F Zinc Stone Matt
NTS05F Charcoal Stone Matt

Availability - 600 x 300mm

NTM01A Dove Marble Gloss
NTM02A Otter Marble Gloss
NTM03A Nougat Marble Gloss
NTM04A Mocha Marble Gloss

NTS01A Ecru Stone Matt
NTS02A Pebble Stone Matt
NTS03A Mink Stone Matt
NTS04A Zinc Stone Matt
NTS05A Charcoal Stone Matt



Opal White is available in **one** bold and impactful size, with co-ordinating fittings.

[Click here](#) to be taken to **Opal White** on our website...

Size

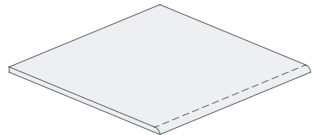


152 x 152mm

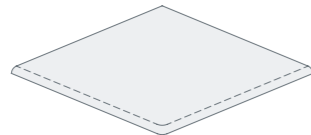
Thickness

All tiles in this range are 5.5mm thick; all trims are 9.5mm thick.

Fittings



152 x 152mm RE



152 x 152mm REX



152 x 25mm Trim



152 x 25mm Trim Stop End

Availability - 152 x 152mm
NOPAL White Gloss

Availability - 152 x 152mm RE
NOPAL White Gloss


Availability - 152 x 152mm REX
NOPAL White Gloss

Availability - 152 x 152mm Trim
NOPAL White Gloss

Availability - 152 x 152mm Trim Stop End
NOPAL White Gloss


One finish

Example below is not to scale but has been enlarged to show detail:



Gloss

One colour



White




Opal White, Trim and Trim Stop End

Parade is available in **one** bold and impactful size.

[Click here](#) to be taken to **Parade** on our website...

Size



600 x 600mm

Availability - 600 x 600mm

PAR01P White Polished
PAR02P Black Polished

One finish

Example below is not to scale but has been enlarged to show detail:




Polished

Thickness

All tiles in this range are 10mm thick.

Two colours offering a monochrome palette.



White



Black

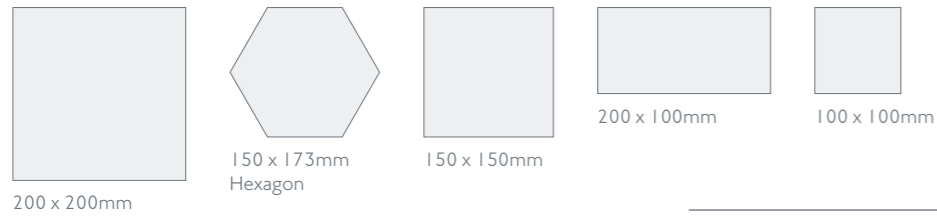


Parade White

Prismatics is available in **five sizes** perfectly designed for seamless installation with co-ordinating fittings.

[Click here](#) to be taken to **Prismatics** on our website...

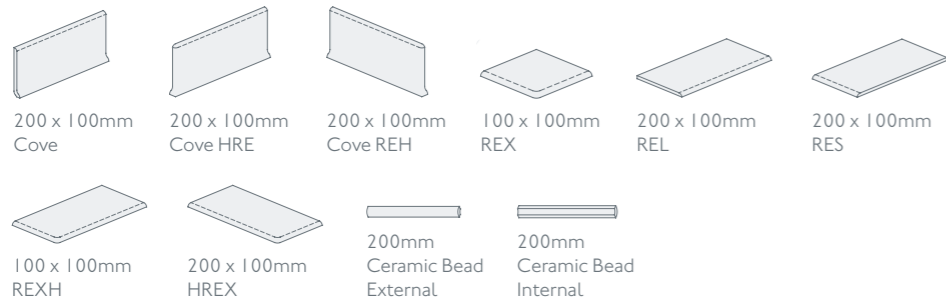
Size



Thickness

All tiles in this range are 6.5mm thick.

Fittings



Availability - 100 x 100mm, 150 x 150mm, 200 x 100mm and 200 x 200mm

All colours are available in all sizes.

Availability - 150 x 173mm Hexagon

Gloss: PRG1 White, PRG6 Black, PRG11 Shark, PRG16 Teal, PRG48 Goldcrest, PRG103 Old Lace, PRG110 Jungle, PRG119 Flame & PRG120 Strawberry

Satin: PRS12 White, PRS13 Black, PRS15 Shark & PRS93 Old Lace

Availability - Fittings

All fittings are stocked and only available in the following colours:

Gloss: PRG1 White, PRV2 Victorian Cream, PRV3 Victorian Blue, PRG6 Black, PRG11 Shark, PRG16 Teal, PRG24 Storm Grey, PRG28 Duck Egg, PRG40 Pistachio, PRG48 Goldcrest, PRG55 Pumpkin, PRG106 Magenta, PRG112 Midnight, PRG117 Olive & PRG120 Strawberry

Satin: PRS12 White & PRS14 Magnolia


Two finishes combine to create truly stunning effects.

Examples below are not to scale but have been enlarged to show detail:



Gloss (G) **Satin** (S)

Sixty eight colours offering a colourful and vibrant palette.



White (G) **Shark** (G) **Rice** (G) **Peach Sorbet** (G)



Ash (G) **Storm Grey** (G) **Old Lace** (G) **Suede** (G)




Shadow (G) **Hawk Grey** (G) **Mushroom** (G) **Woodpigeon** (G)



Black (G) **Elephant** (G) **Coffee** (G) **Cappuccino** (G)



Lemon Ice (G) **Mimosa** (G) **Mintwater** (G) **Peppermint** (G)



Victorian Cream (G)




Sun Haze (G)



Pistachio (G)



Lagoon (G)



Sandcastle (G)



Sunflower (G)



Chartreuse (G)



Jungle (G)



Ginger (G)



Goldcrest (G)




Olive (G)



Victorian Green (G)



Duck Egg (G)



Harebell (G)



Thistle (G)



Pumpkin (G)



Ocean Blue (G)



Bluebell (G)



Magenta (G)




Flame (G)



Electric (G)



Midnight (G)



Blackberry (G)



Tomato (G)



Teal (G)




Victorian Blue (G)




Victorian Maroon (G)




Strawberry (G)




White (S)



Harebell (S)



Willow (S)



Magnolia (S)



Old Lace (S)



Aqua (S)



Peppermint (S)



Vanilla (S)



Shark (S)



Peacock (S)



Sweet Pea (S)



Goldcrest (S)



Truffle (S)



Moleskin (S)



Sky (S)



Pumpkin (S)



Russet (S)



Black (S)



Lapis (S)




Cayenne (S)


Savoy is available in **two sizes**, perfectly designed for seamless installation.

[Click here](#) to be taken to **Savoy** on our website...

Size



300 x 100mm



200 x 100mm

Availability - 300 x 100mm

SAV02A Oat Gloss
SAV03A Grain Gloss
SAV04A Caraway Gloss
SAV05A Dew Gloss
SAV06A Steel Gloss
SAV07A Noir Gloss
SAV08A Leaf Gloss

SAV02D Oat Gloss Décor
SAV03D Grain Gloss Décor
SAV04D Caraway Gloss Décor
SAV05D Dew Gloss Décor
SAV06D Steel Gloss Décor
SAV07D Noir Gloss Décor
SAV08D Leaf Gloss Décor

Availability - 200 x 100mm

SAV02A Oat Gloss
SAV03A Grain Gloss
SAV04A Caraway Gloss
SAV05A Dew Gloss
SAV06A Steel Gloss
SAV07A Noir Gloss
SAV08A Leaf Gloss


Thickness

All 300 x 100mm tiles in this range are 10mm thick; all 200 x 100mm tiles in this range are 6.5mm thick.

NB

Finishing strips are also available.

Seven colours offering a neutral and contemporary palette.



Oat




Grain




Caraway




Dew



Steel




Noir




Leaf

Two finishes combine form and function.

Examples below are not to scale but have been enlarged to show detail:



Gloss




Gloss Décor




Street is available in **three sizes**, perfectly designed for seamless installation.

[Click here](#) to be taken to **Street** on our website...


Size



600 x 600mm



450 x 450mm



850 x 300mm

Thickness

450 x 450mm tiles in this range are 9mm thick; all other tiles in the range are 10mm thick.

Availability - 850 x 300mm

STRT1N Vapour Matt
STRT2N Pewter Matt
STRT3N Iron Matt

Availability - 600 x 600mm

STRT1N Vapour Matt
STRT2N Pewter Matt
STRT3N Iron Matt

Availability - 450 x 450mm

STRT1N Vapour Matt
STRT2N Pewter Matt
STRT3N Iron Matt

One finish

Example below is not to scale but has been enlarged to show detail:




Matt

Three colours offering a neutral and contemporary palette.



Vapour

PEI IV



Pewter

PEI II



Iron

PEI II




Street Vapour

Teres Mosaics are available in **one** bold and impactful size.

[Click here](#) to be taken to **Teres Mosaics** on our website...

Size

Sheet size 300 x 300mm




23 x 23mm

Availability - 300 x 300mm (23 x 23mm)

TERE19 Azure Gloss
TERE14 Black Gloss
TERE53 Blue Topaz Gloss
TERE07 Carbon Gloss
TERV44 Chestnut Gloss
TERE39 Fawn Gloss
TERV73 Marine Gloss
TERE38 Pewter Gloss
TERE15 Pillar Box Gloss
TERH24 Plum Gloss
TERE02 Polar Gloss
TERV70 Spearmint Gloss
TERV15 Straw Gloss

One Finish

Example below is not to scale but has been enlarged to show detail:




Gloss


Thickness

All tiles in this range are 4mm thick.


Thirteen colours offering a colourful and vibrant palette.




Polar




Pewter




Carbon




Fawn




Plum




Chestnut




Spearmint




Blue Topaz




Marine




Straw



Pillar Box



Azure




Black

Tones is available in **one** bold and impactful size.

[Click here](#) to be taken to **Tones** on our website...

Size



400 x 150mm

Availability - 400 x 150mm

TNS1A White Matt
 TNS2A Cream Matt
 TNS3A Latte Matt
 TNS4A Mocha Matt
 TNS5A Steam Matt
 TNS6A Smoke Matt
 TNS7A Charcoal Matt

TNS1W White Matt Wave
 TNS2W Cream Matt Wave
 TNS3W Latte Matt Wave
 TNS4W Mocha Matt Wave
 TNS5W Steam Matt Wave
 TNS6W Smoke Matt Wave
 TNS7W Charcoal Matt Wave

TNS2L Cream Mix Matt
 TNS4L Mocha Mix Matt
 TNS5L Steam Mix Matt
 TNS6L Smoke Mix Matt
 TNS0F Forest Matt

TNS1N White Matt Nano
 TNS7N Charcoal Matt Nano


TNS1P White Matt Polygon
 TNS7P Charcoal Matt Polygon

Thickness

All tiles in this range are 10mm thick.

Four finishes combine form and function.

Examples below are not to scale but have been enlarged to show detail:




Matt



Matt Wave




Matt Nano



Matt Polygon

Twelve colours offering a neutral and contemporary palette.




White




Cream




Latte




Mocha



Steam



Smoke



Charcoal




Forest



Cream Mix



Steam Mix



Smoke Mix



Mocha Mix



Vivid is available in **one** bold and impactful size.

[Click here](#) to be taken to **Vivid** on our website...

Size



400 x 150mm


Availability - 400 x 150mm

- VVD1A White Gloss
- VVD2A Clay Gloss
- VVD3A Orange Gloss
- VVD4A Red Gloss
- VVD5A Purple Gloss
- VVD6A Blue Gloss
- VVD7A Lime Gloss
- VVD8A Teal Gloss
- VVD9A Dark Grey Gloss
- VVD10A Black Gloss

Thickness

All tiles in this range are 10mm thick.

Ten colours offering a colourful and vibrant palette.



White



Clay




Orange



Red




Purple




Teal




Lime



Blue



Dark Grey



Black

One finish

Example below is not to scale but has been enlarged to show detail:




Gloss




Zeppelin is available in **two sizes**, perfectly designed for seamless installation.

[Click here](#) to be taken to **Zeppelin** on our website...

Size



450 x 450mm



500 x 200mm

Thickness

All 450 x 450mm tiles in this range are 8.5mm thick; all 500 x 200mm tiles in this range are 9mm thick.

Availability - 450 x 450mm


- ZEPL1F Silver Gloss
- ZEPL2F Cream Gloss
- ZEPL3F Bronze Gloss
- ZEPL4F Grey Gloss

Availability - 500 x 200mm

- ZEPL1A Silver Gloss
- ZEPL2A Cream Gloss
- ZEPL3A Bronze Gloss
- ZEPL4A Grey Gloss

One finish

Example below is not to scale but has been enlarged to show detail:



Gloss


Four colours offering a neutral and contemporary palette.



Silver PEI IV



Cream PEI IV



Bronze PEI III



Grey PEI III




Zeppelin Silver

Zubar is available in **one** bold and impactful size.

[Click here](#) to be taken to **Zubar** on our website...

Size



600 x 300mm


Availability - 600 x 300mm

- ZUBA1F White Matt
- ZUBA2F Beige Matt
- ZUBA3F Mink Matt
- ZUBA4F Anthracite Matt
- ZUBA5F Black Matt

Thickness

All tiles in this range are 9.5mm thick.

Five colours offering a neutral and contemporary palette.




White PEI IV




Beige PEI II



Mink PEI I




Anthracite PEI I



Black PEI I

One finish

Example below is not to scale but has been enlarged to show detail:



Matt




Zubar Beige




Fixing techniques...

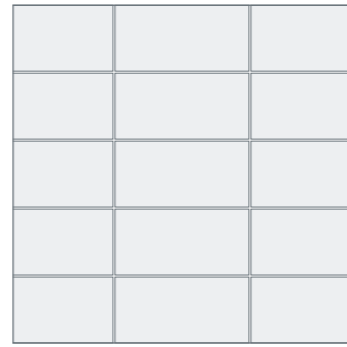
All of the tiles within this brochure can be **fixed** using many different **techniques**. Below are a selection of the most popular ways to fix both **wall** and **floor tiles**.




Square block




Square block 45°




Horizontal block




Vertical block




Horizontal 1/2 brick




Vertical 1/2 brick




Horizontal 1/3 brick




Vertical 1/3 brick



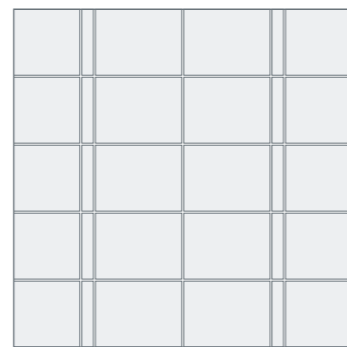
Herringbone



Basketweave



Horizontal border



Vertical border

Floor tile suitability...

Abrasion resistance of glazed floor tiles (PEI)

This approximate classification is given for guidance only. It should not be taken to provide accurate product specifications for specific requirements.

PEI I

Floor coverings in areas that are walked on essentially with soft soled footwear or bare feet without scratching dirt (for example residential bathrooms or bedrooms without direct access from the outside).

PEI II

Floor coverings in areas that are walked on by soft soled or normal footwear with, at most, the occasional small amounts of scratching dirt (for example rooms in living areas of homes but with the exception of kitchens, entrances and other rooms which may have a lot of traffic). This does not apply to abnormal footwear; for example hobnailed boots.

PEI III

Floor coverings in areas that, with normal footwear, are walked on more often with small amounts of scratching dirt (for example residential kitchens, halls and corridors). This does not apply to abnormal footwear; for example hobnailed boots.

PEI IV

Floor coverings that are walked on by regular traffic with some scratching dirt so that the conditions are more severe than Class III (for example conservatories).

PEI V

Floor coverings that are subject to severe pedestrian traffic over sustained periods with some scratching dirt, so that the conditions are the most severe for which glazed floor tiles may be suitable (for example public areas such as restaurant floors, office internal walkways and reception areas).

This classification is valid for the given applications in normal conditions. Consideration should be given to footwear, type of traffic and cleaning methods expected and the floors should be adequately protected against scratching dirt at the entrance to the buildings by interposing footwear cleaning devices.

PEI test results

Range	Code	Colour	PEI
Natural Tones	NTM01F	Dove Marble	IV
Natural Tones	NTM02F	Otter Marble	III
Natural Tones	NTM03F	Nougat Marble	IV
Natural Tones	NTM04F	Mocha Marble	I
Natural Tones	NTS01F	Ecru Stone	IV
Natural Tones	NTS02F	Pebble Stone	III
Natural Tones	NTS03F	Mink Stone	II
Natural Tones	NTS04F	Zinc Stone	II
Natural Tones	NTS05F	Charcoal Stone	I
Street	STRT1N	Vapour	IV
Street	STRT2N	Pewter	II
Street	STRT3N	Iron	II
Zeppelin	ZEPL1F	Silver	IV
Zeppelin	ZEPL2F	Cream	IV
Zeppelin	ZEPL3F	Bronze	III
Zeppelin	ZEPL4F	Grey	III
Zubar	ZUBA1F	White	IV
Zubar	ZUBA2F	Beige	II
Zubar	ZUBA3F	Mink	I
Zubar	ZUBA4F	Anthracite	I
Zubar	ZUBA5F	Black	I

Technical information...

Wall tiles

Some wall tile glazes, particularly the more specialised effects used to create surface features and strong colours, are subject to crazing. This aspect is an inherent characteristic of the glazes and may occur after fixing but will not affect the performance of the tiles. Where round edge and bullnose tiles are used, tile trims are not required.

Non-spacer tiles should be spaced using regularly available spacer pegs. It is recommended that proprietary tile edging trims are used for all external corners and exposed edges.

Floor tiles

Slight variation in overall size and shade of floor tiles occurs during the manufacturing process. Where possible, sufficient tiles for the area to be covered should be obtained in one consignment to ensure that a supply of compatible sizes and shades are received.

Floor tiles manufactured by Johnson Tiles are for internal use only and are generally suitable for light commercial and domestic applications (e.g. bathrooms, cloakrooms and en-suites).

Only porcelain floor tiles may be suitable for certain external situations. Please check the suitability before installing any floor tiles in areas subject to frost.

The correct floor tile adhesive and grout suitable for the installation must be used.

Tiles within this brochure have been labelled as wall or floor tiles as a guide only. When considering flooring usage in kitchens, hallways and conservatories, the PEI rating (abrasion resistance) should be taken into account. Tiles with a PEI rating 3 or 4 are suitable.

Glazed floor tiles tend to be more slippery when wet and due care should be taken. Spillages should be cleaned immediately to reduce any risk.

Floor tiles in this brochure are also suitable for use on the wall, providing they are fixed correctly. For more information about individual product suitability please visit www.johnson-tiles.com.

Natural stone mosaics and borders

The colour of natural stone borders and mosaics will vary as the product is from naturally occurring material. This should be laid out to assess the degree of colour variation and to achieve an acceptable blend prior to fixing. All natural stone products require sealing with a proprietary stone sealer in accordance with the manufacturer's instructions.

Our mosaic sheets can be cut into strips to create a truly unique look.

Tile sizes

All sizes given in this brochure are nominal and are quoted as the nearest modular size. All dimensions are in millimetres along with a conversion to the nearest modular size in imperial. For details of actual work sizes please refer to the product details given on the carton.

Adhesives and grouts

The Johnson Professional range of adhesives, grouts and tile care products is recommended for all tile fixing. Further information can be obtained by visiting www.johnson-tiles.com.

Grouting and cleaning

Care should be taken during installation, particularly when grouting, to avoid scratching the glazed surface. Abrasive cleansers and strong chemicals that may harm the decoration should not be used.

If coloured grouts are used then the manufacturer's instructions should be carefully followed. A trial area should be grouted before proceeding with the whole tiled area to check whether any staining of the tiles occurs. Scored products are intended to be grouted.







Johnson Tiles accepts no liability for staining or damage to tile surfaces incurred during grouting of the tiles. Generally the use of such grouts is not recommended with satin or matt glazed products.

Quality standards

Johnson Tiles manufactures to strict levels of quality control to comply with the requirements of Product Standard BS EN 14411.

For further information, details on any **Johnson Tiles'** product or to order a sample, simply visit www.johnson-tiles.com or call us on **01782 575 575**. To view the full technical support area, on our website, please [click here](#).

Ceramic tile physical properties

Test	Standard	Requirement	Typical test value
 Length/width	EN ISO 10545-2	$\pm 0.5\% \leq \pm 2\text{mm}$	Pass
 Straightness of side	EN ISO 10545-2	$\pm 0.3\% \leq \pm 1.5\text{mm}$	Pass
 Water absorption	EN ISO 10545-3	10% to 20%	Pass
 Modulus of rupture	EN ISO 10545-4	Min 15N/mm ²	Pass
 Frost resistance	EN ISO 10545-12		Not suitable for installations where temperatures may fall below freezing.
 Stain resistance	EN ISO 10545-14	Min Class 3	Pass

Porcelain tile physical properties

Test	Standard	Requirement	Typical test value
 Length/width	EN ISO 10545-2	$\pm 0.6\% \leq \pm 2\text{mm}$	Pass
 Straightness of side	EN ISO 10545-2	$\pm 0.3\% \leq \pm 1.5\text{mm}$	Pass
 Water absorption	EN ISO 10545-3	$\leq 0.5\%$	Pass
 Modulus of rupture	EN ISO 10545-4	Min 35N/mm ²	Pass
 Frost resistance	EN ISO 10545-12	Resistant	Resistant
 Stain resistance	EN ISO 10545-14	Min Class 3	Pass

Colour shade variation (CSV)

Colour shade variation (CSV) are assigned to floor tiles in this brochure. Shade, colour and pattern variation are inherent characteristics of all ceramic tiles. Before fixing, several cartons should be opened, and the contents mixed, to ensure that the shade variation and/or pattern are acceptable.

Important information

During the manufacture of all ceramic tiles some variation in shade or pattern can occur. Before fixing tiles, several cartons should be opened and the contents mixed, to ensure that the size, shade, colour and patterning are acceptable. The tiles illustrated in this brochure are quality products and conform to the physical properties listed above.

- Every effort has been made to ensure the accuracy of the information given in this brochure.
- In the interest of progress, Johnson Tiles reserves the right to change specifications and availability without prior notice.
- Nothing in these statement's does, or will affect the statutory rights of the consumer.

- For specific suitability and fit-for-purpose details, contact the technical helpline.
- Johnson Tiles cannot accept responsibility for any tiles that have been fixed.

© Johnson Tiles, Johnson, absolute and Material Lab are registered trademarks, and together with Kerastar, and the product names, are the trademarks of H&R Johnson Tiles Limited and licensed to Norcross Group (Holdings) Limited, trading as Johnson Tiles.
© 2014 Johnson Tiles. All rights reserved.
Printed in England.



FM26818



EMS40817

Select Collection, a design-led collection of wall and floor tiles. Perfect for both modern and traditional interiors; it offers both small and large format tiles, a wide palette of colours, textures and co-ordinating decorations.

Samples

Tel: 01782 524043
Fax: 01782 524088
Email: samples@johnson-tiles.com



Technical helpline

Tel: 01782 524111
Fax: 01782 577379
Email: techadvice@johnson-tiles.com

www.johnson-tiles.com



Where to find us

United Kingdom

Johnson Tiles
Harewood Street, Tunstall,
Stoke on Trent, ST6 5JZ

Tel: 01782 575575
Fax: 01782 577377
Email: info@johnson-tiles.com
www.johnson-tiles.com

Material Lab
10 Great Titchfield Street,
London, W1W 8BB

Tel: 020 7436 8629
Fax: 020 7436 9031
Email: info@material-lab.co.uk
www.material-lab.co.uk

Middle and Far East

Johnson Tiles
Ontario Towers, Office 1902,
Burj Khalifa Area, Business Bay,
Dubai, United Arab Emirates

Tel: +971 4 430 1355
Fax: +971 4 430 1321
Email: hrjint@emirates.net.ae

United States of America

Johnson Tiles USA
122 Tices Lane,
East Brunswick,
New Jersey,
08816, USA

Tel: +1 732 698 0900
Fax: +1 732 698 9589
Email: usaoffice@johnson-tiles.com