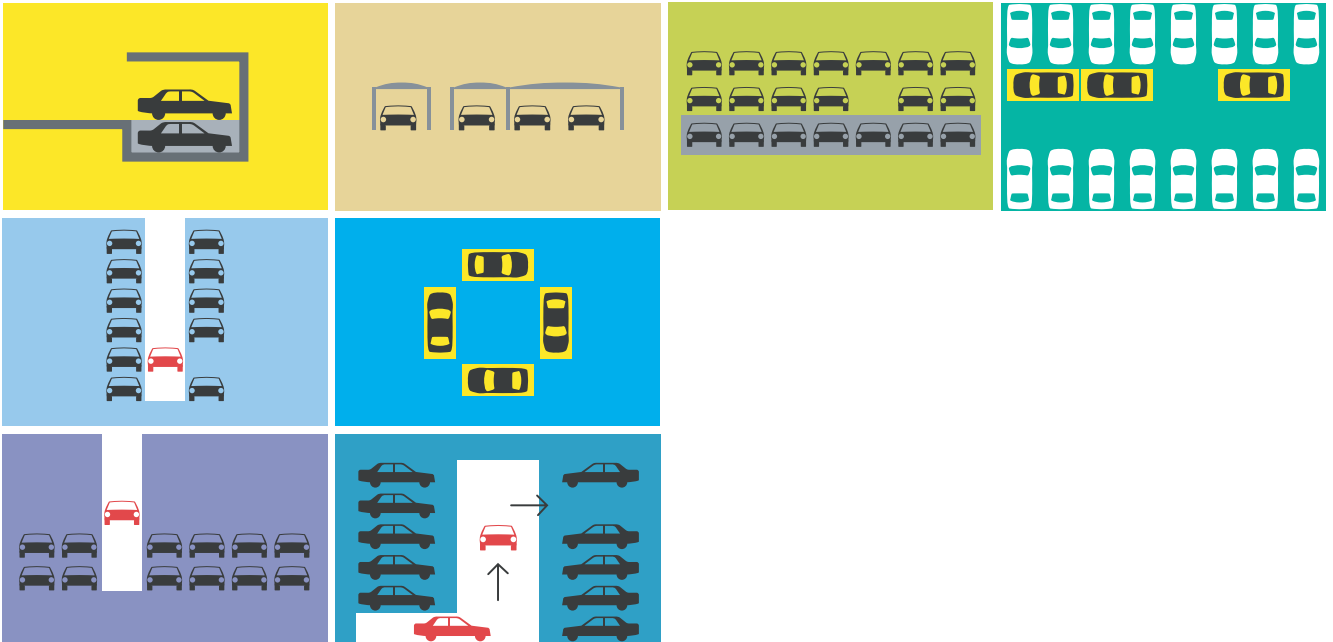


Product Range

Car Parking Systems



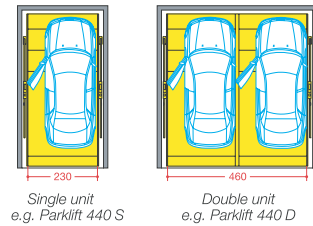
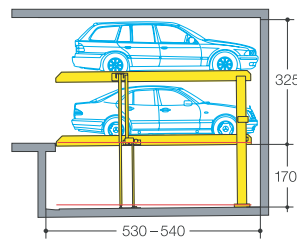
Parklifts

Parklift 440

- Vertical stacking systems. 1 driving level = 2 or 3 parking levels.
- Independent parking.
- High level of operating and functional safety (German TUV tested/CE certificate).
- Proven low wear hydraulics.
- Low operating and maintenance costs.
- Double width systems are available.
- 4 (440, 402, 313) or 6 (403, 413) parking places optimising available width.
- Double width systems require less overall width than 2 single systems, they are easier to park on and more economical since the whole platform width is available without intermediate structural parts causing obstruction.
- Contact the UK sales office for different dimensional options or to request specific data sheets.

Horizontal platforms provide easy access and exit, and also make it easier to get in and out of the car.

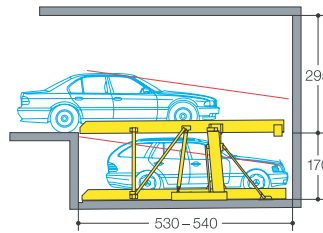
If overall headroom is available, units with higher clearances between platforms (1.65/1.80m) can be supplied for taller vehicles. Larger vehicles of up to 2.5 tonnes (e.g. Mercedes Benz S Class) can be parked on special upgraded systems.



Parklift 402

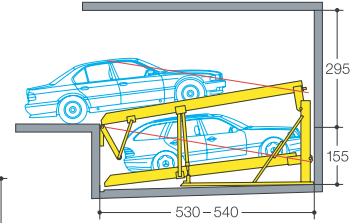
When raised requires a reduced overall headroom by tilting.

Cars access/exit a horizontal upper platform and inclined lower platform. Higher platform clearances, as for the Parklift 440, can be supplied.



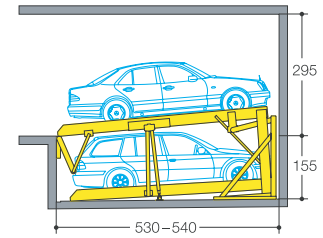
Parklift 313/340

The most economical and space-saving Parklift. This well proven technology which has been refined over many years has only the slight disadvantage that both platforms can only be driven onto at an incline. Ramp slope is approximately 16.7%.



The new Parklift 340 requires the same overall plan and height dimensions but offers reduced ramp slopes of only 9% on the upper and 13% on the lower platforms.

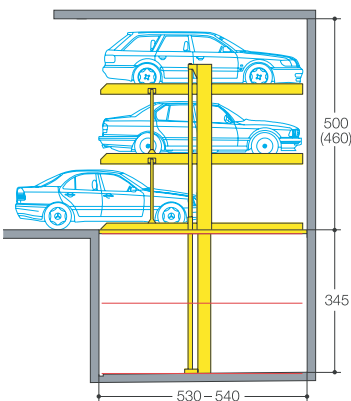
This will give extra clearance for cars with front spoilers.



Parklift 403/413

Three cars can be parked on top of each other within a plan area slightly greater than one "conventional" parking space. This is a particularly economical solution with one driving level and three parking levels.

The top parking space is horizontal and the two lower ones are driven on at an incline (Parklift 403). With only a slightly increased headroom all three parking levels can be driven onto horizontally. (Parklift 413).

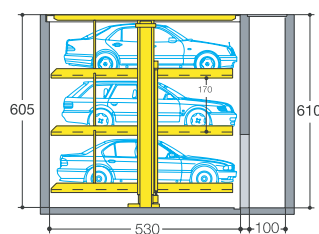
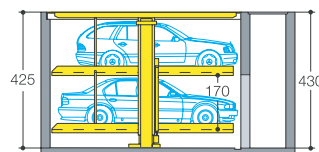
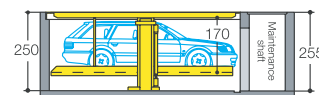


Dimension of Parklift 403 in brackets ()

Parklift 402

A series of "buried" models for 1, 2 or 3 cars with horizontal drive-on platforms.

The topmost platform can be driven over in its lowest state and can be covered with different materials to blend in with surroundings (eg paving slabs/blocks, grass etc.)

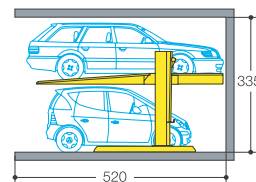



Parklift 401/411

A parking system for the dependant parking of 2 vehicles one above another. By dependant we mean that the lower space has to be freed up in order to use the upper one.

No pits are required for these models.

With the Parkbox 401 the inclined platform makes it possible to park 2 standard height cars one above another within a smallest overall height of only 2.90m.



Combilifts

Combilift 551

- Combination of stacking and moving cars closer together.
1 driving level
= 2 or 3 parking levels.

- Independent parking.

- Variable arrangement of modular grids beside one another (minimum 2 grids).

- High level of operating and functional safety. (German TUV tested/CE certificate).

- Easy operation semi automatic system with several control options.

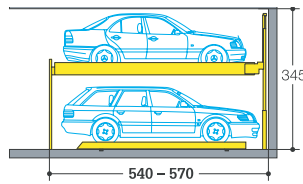
- Low wear, proven engineering system.

- High level of "user friendliness".

- Contact the UK sales office for different dimensional options or to request specific data sheets.

System with 2 parking levels and no pit. Entrance level platforms move laterally (always one less than the number of grids) and upper level platforms move vertically.

To collect a car parked on the upper level, the platforms at the entrance level will first move sideways to provide an empty space into which the required platform is lowered.

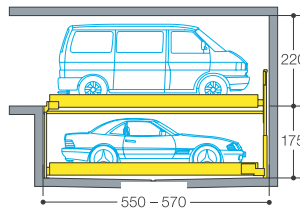


Combilift 542

A variant offering 2 parking levels with a pit, suitable for when headroom is restricted. 2.20m height is sufficient to park vans, 4x4's, or cars with roof racks on the upper level. There is always one platform less than the number of grids at the entrance level.

When requesting a lower level platform, the upper level platforms will first move sideways before the lower platform is raised into the vacated space.

The vehicles are parked behind theft proof safety gates.

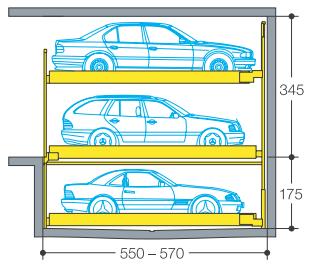


Combilift 543

The most compact, space saving Combilift for parking on 3 levels.

The entrance is at the middle level with again one empty space to provide the means to retrieve requested upper and lower level platforms.

As with the 542 system, the vehicles are parked safely behind sliding gates which can only be opened once the moving procedure has been completed.



Parking Platforms

Parking Platform 501

- Moving cars closer together with the use of "sliding" platforms.

- Maximum utilisation of space normally lost in driving lanes, behind columns and in corners.

- Independent parking.

- High level of operating and functional safety (German TUV tested/CE certificate).

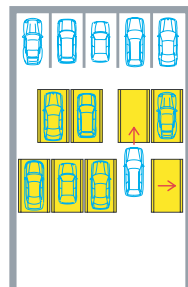
- Semi-automatic operation with several control options.

- Low wear technology, low maintenance costs.

- Contact the UK sales office for different dimensional options or to request specific data sheets.

Laterally moving parking platforms are suitable for garages where it is possible to install 2, 3 or more rows of platforms behind one another.

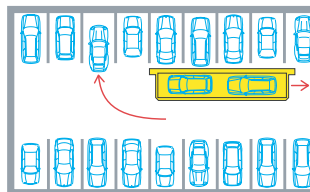
The parking platforms run on rails, with always one empty place per row to free up the route to the selected parking space.



Parking Platform 503

Longitudinally moving parking platforms create additional parking spaces in the driving lane.

The parking platforms run on rails which are positioned across the front of conventional parking bays. Occupied platforms are simply moved aside at the press of a button and empty platforms can be driven over to access spaces.



Turntable P505

- For narrow and limited access.

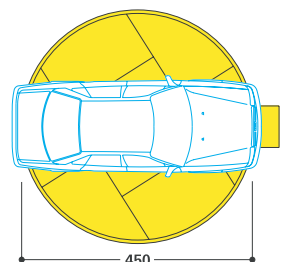
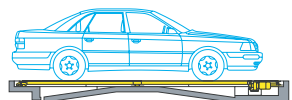
- 360 degree rotation clockwise/anticlockwise.

- Load up to 2.50 tonnes (special loads available on request).

- Electrical operation.

- Ease of use, with several control options.

When restricted garage layouts make turning manoeuvres difficult, or impossible, the vehicle can simply be turned to the desired position.



■ An automatic parking system, for 10 to over 100 cars, constructed as a high rack system.

■ No need for driving ramps and aisles. The driver simply parks his/her car in an entrance "garage" to be parked automatically.

■ Safe for users and cars.

■ High flexibility permits adaptation to suit specific project requirements with 3 different models; the transverse parker (3 variants), the shuttle parker and the longitudinal parker.

■ Vertical conveyor with simultaneous vertical and horizontal movement and the option of turning the car at the same time.

■ Variants as towers or pits (entrance from below or above) or as a tower/pit arrangement (entrance at a level in between).

■ Multi row arrangements are also possible. Entry and exit areas can be flexibly arranged.

■ Fast access times with the use of a quick change pallet system.

■ Systems can be designed to accommodate differing vehicle heights (e.g. vans) and weights of up to 2.5 tonnes (e.g. Mercedes Benz/BMW/Jaguar).

■ Several operating options are available e.g. magnetic card, remote control.

■ Contact the UK sales office to request specific data sheets.

The Multiparker has a structure similar to a high-rack shelving system with parking spaces stacked above and beside one another, either side of a conveyor aisle with storage/retrieval machine.

Transverse Parker (3 variants)

700: max. 3 parking levels.

710: 4-10 levels.

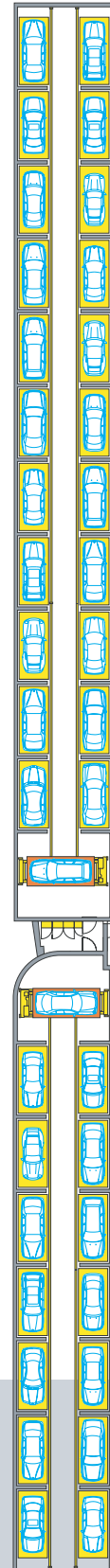
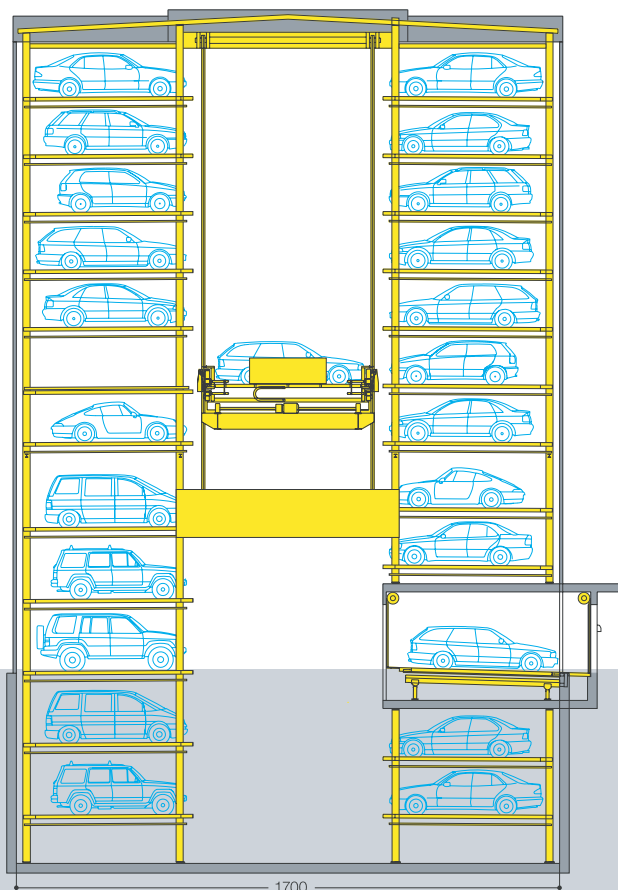
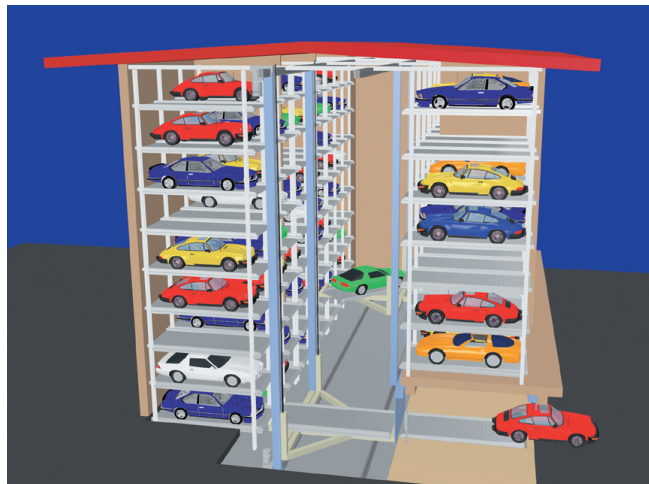
720: 5-30 levels with emphasis on a reduced floor area.

Shuttleparker 730

Faster access times. Shuttles on each level, driving independently of the vertical conveyor, ensure quicker transport. Additionally, the quick change pallet system enhances access times, making the Multiparker suitable for public car parks.

Longitudinal Parker 740

Cars parked in the same direction as the conveyor aisle. Suitable for particularly long and narrow plan layouts.



Parksafes

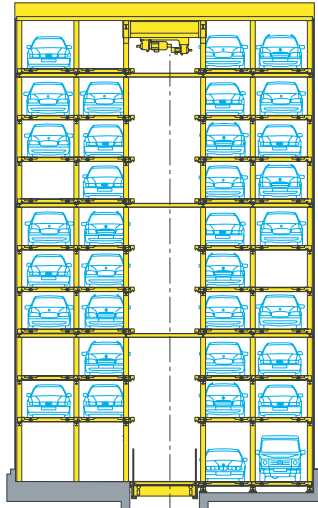
Parksafe 580

Car Display Tower



The Parksafe 580 is an automatically controlled parking system with a vertical conveyor and storage shelves arranged to either side.

The Parksafe dispenses with the need for ramps and driving aisles, offers security against theft, damage and vandalism and is environmentally friendly in respect of its compact construction and reduced emission of exhaust gases.



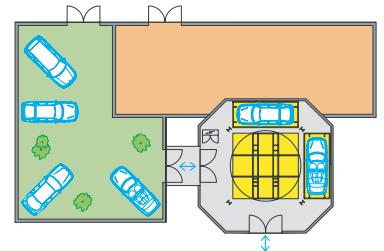
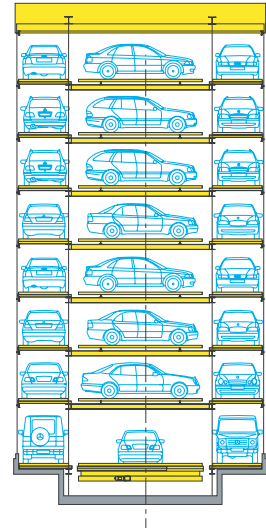
- Automatic parking system for stacking cars on top of each other (up to 30 levels) within a very small floor plan.
- Can be supplied as tower (above ground), shaft (below ground) or tower/shaft variants.
- Multi row arrangements are possible with 1, 2 or 3 rows either side of the vertical storage/retrieval machine.
- Safe and secure parking of cars with safety advantages for users.
- Adaptable to individual project requirements.
- Integrated turntable option.
- Fast access times.
- Different car heights and weights (up to 2.5 tonnes) can be accommodated.
- Easy operation with several control options (e.g. Magnetic card, remote control).
- Please refer to specific data sheet for further details.



Car display towers are the most innovative means to combine storage and presentation of cars. They are mostly used as eye-catching glass clad, transparent towers to enhance the brand image of car dealerships, service departments and car hire companies.

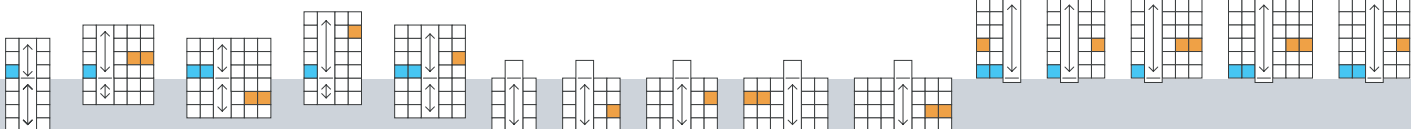
These automatically-controlled parking systems utilise similar technology to the Parksafe 580 systems.

- Self supporting hot galvanised steel structure.
- The display of new vehicles which can be incorporated into sales areas, or the safe storage of customer vehicles linked to service workshops.
- Easy operation via PC from salesrooms.
- Fast access times.
- Arrangement options for 2-6 vehicles per storage level.
- Various different ground plan layout options.
- Tower heights of 10-40 metres.
- Storage capacity of 10-130 vehicles.
- Can be supplied as new-build projects or extension to existing buildings.



- Woehr can offer a complete contractor package, including foundation, roof, facade, fire protection etc.
- Please refer to specific data sheet for further details.

The Parksafe can be manufactured for the most varied structural requirement. Towers, pits or tower/pit arrangements are all possible with entrances at the bottom, top or any level in between. With the Parksafe 580 up to 3 rows can be included either side of the vertical storage retrieval machine.



Level Parkers

Level Parker 570

Level Parker 590

- Safe/secure parking of cars with safety advantages for users (no lifts or dark staircases required).
- No access ramps or driving lanes.
- Integrated turntable option.
- Large, luxury cars of up to 2.50 tonnes weight (e.g. Mercedes Benz S Class) can be accommodated.
- Easy operation with several control options.
- Contact the UK sales office to request specific data sheets.

The automatic Level Parker offers security against theft, damage, and vandalism and is environmentally friendly in respect of its compact construction and reduced emission of exhaust gases.

An automatic parking system for 10 to 50 cars in up to 5 levels and with at least 2 rows of parking platforms.

- Very adaptable to individual project requirements.
- Multi row arrangements with 2 to 4 rows behind one another are possible.
- Different vehicle heights, e.g. vans, can be accommodated.

At each level the movement of the platforms takes place in a controlled cyclical procedure with longitudinal and transverse movements when a particular platform has been requested at the control point.

A vertical conveyor connects the entrance/exit "garage" with the parking levels, which can be above or below ground.

An automatic parking system for 10 to 50 cars in 2 to 5 levels and with only 1 parking row.

Platforms are moved in a transverse direction to the end of the row and then vertically transported to other parking levels or the entrance/exit "garage" when requested at the control point.

Level Parker 570



Level Parker 590

