

Windows
French doors
Sliding doors



Advanced Technology Designs

High Performance Triple Glazing

Wood perfection

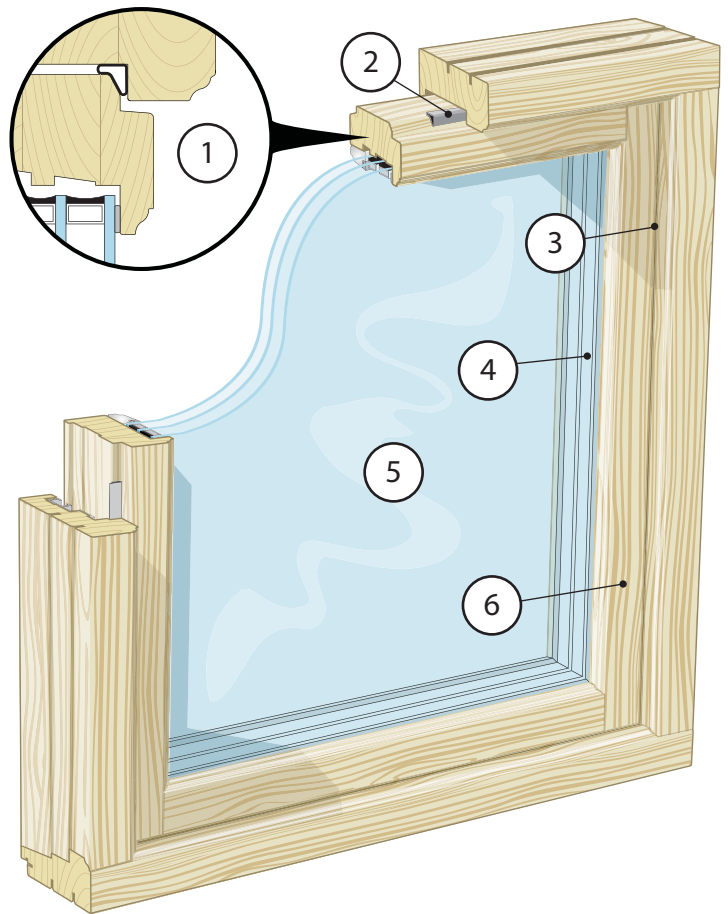


SWEDISH
QUALITY

INSIDE

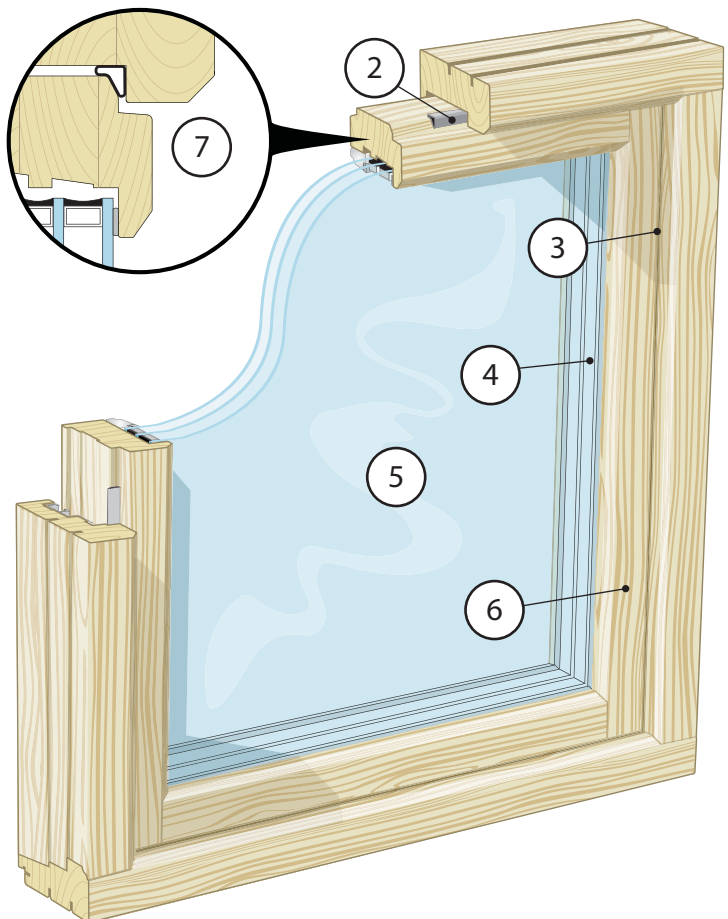
MOULDED

- 1 A traditional design, beautifully profiled, compliments most house styles.
- 2 Durable silicon weather seal.
- 3 Rebated sash hides weather seal.
- 4 Warm edge spacer bar. Available in white or grey.
- 5 Triple glazed unit
Low energy glass on inside and outside
Argon filled cavities
Warm edge spacer bars
Overall frame U Value of 1.0 W/m²K
- 6 Nine colours as standard. RAL & NCS colours are available.



CHAMFERED

- 7 Beautiful profiled frame and sash section, designed for contemporary house styles.



Our production is controlled by the "Swedish National Testing and Research Institute". We are authorised to use their prestigious "P" mark on our products.



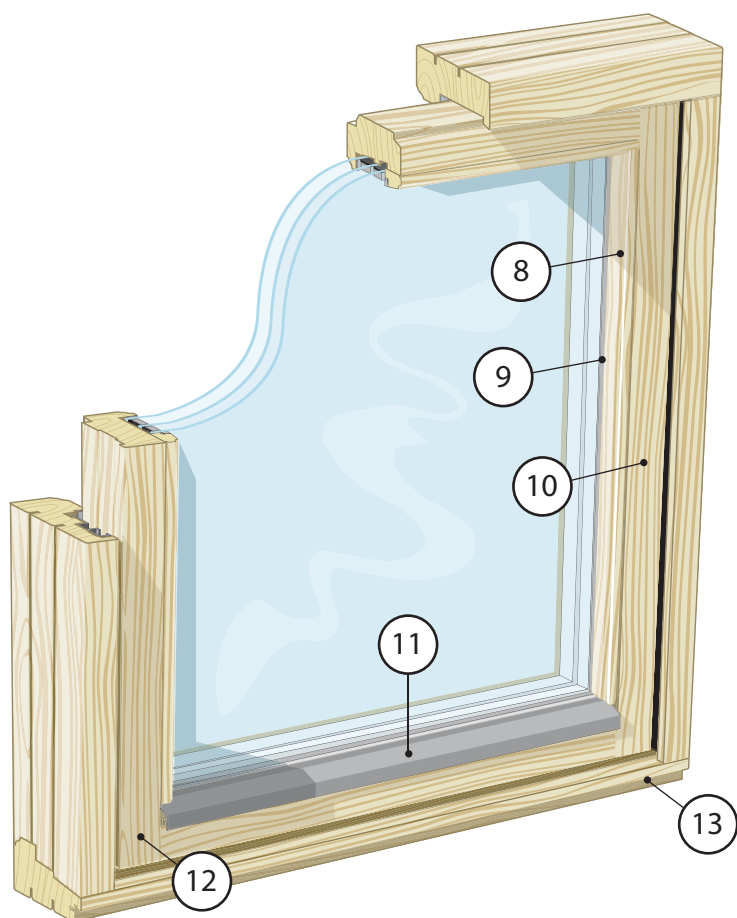
All our products are energy labelled to conform with the "Swedish Department of Energy".



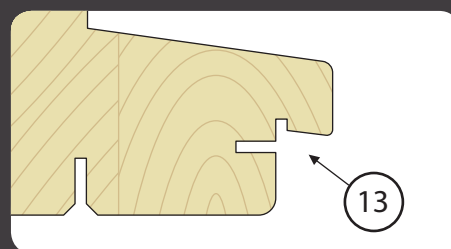
The class NTR/B specifies that the wood preservative penetrates at least 6mm into sapwood. This procedure is carried out in our factory after all machining.

OUTSIDE

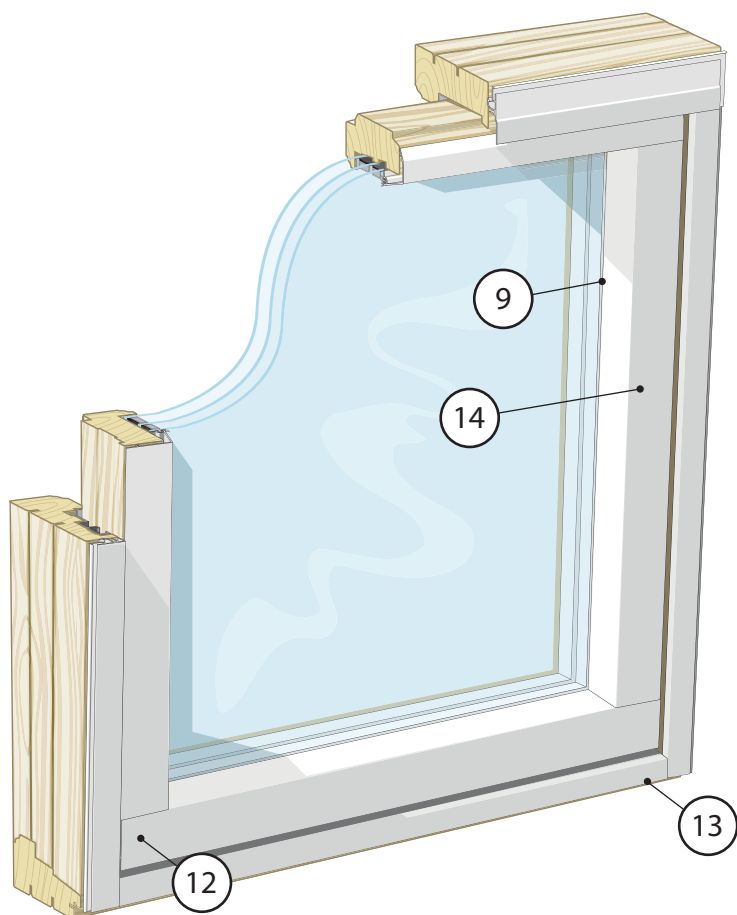
WOOD WINDOW



- 8 Glazing bead with concealed fixings.
- 9 Glass seal available in grey or black.
- 10 Eight colours as standard. RAL & NCS colours are available.
- 11 Aluminium bottom glazing bead available in white, natural anodised or brown. RAL & NCS colours are available.
- 12 Reinforced sash corners.
- 13 Combination rebate and groove.



ALUMINIUM CLADDING



- 14 An outer covering designed to reduce maintenance. Seven colours available as standard. RAL & NCS colours available.



TanumsFönster AB provides a 10 year warranty against rot on all factory finished windows and doors.



TanumsFönster AB provides a 30 year warranty against rot on all factory finished aluminium clad windows and doors.



For full warranty details contact TanumsFönster AB. You will find contact information on our homepage: <http://www.tanumsfonster.co.uk>

Experiment with different windows and create space, light and interest.

Full height windows and French doors were essential for this elevated exposed coastal property.

Tanums high performance products were specifically chosen because of their unique ability to cope with this extreme environment.

Our craftsmanship and expertise enabled us to create this ultimate picture window incorporating French doors to complete the natural transition to outdoor terrace living.

The result:
light and airy in summer
super warm in winter



These impressive two storey bays and the distinctive central angled window flood the house with light. The sleek lines and contours give an exclusive and individual style to this property.



A wall of glass. Combine our pairs of fully glazed French doors with our windows and turn your dream into reality. Your garden is beautiful all year round so why not allow the changing seasons into your room. Light and airy in summer and so warm and cosy during those cold winter months.

TVF Outward opening horizontal swivel window



The TVF is our most versatile and popular window, ideal for most environments where practical, easy opening windows are required. The cammed, claw-locking espagnolette, improves security and makes for easier closing. (Cammed locking bolts cannot be manually forced open).

The concealed hinge, was designed in-house to be the strongest currently in the market. This allows us to manufacture windows up to 2.2 metres wide or 1.8 metres high, enabling you to have one fantastic opening window with an uninterrupted view.

Integral child safety catch.



Release the safety catch to open the window completely.



Turn and lock the sash at 180° for easy glass cleaning.



FES Outward opening side hung window



The FES is a beautiful classic traditional style side hung outward opening window with all the benefits of modern design.

Multi-locking espagnolette with simple handle operated friction brake, holds the window open in any position. Safer windows are created by incorporating a child safety catch, which has a removable key.

Also available as
IFES
- inward opening
side hung
window






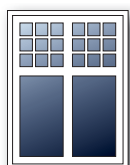

■ FES+FES - is a window with two sashes in one frame divided by a mullion.

■ FES-2 - Without a fixed centre mullion to give you clear openings.



FES sash is held open in any position just by turning the handle.

A few examples of design



WINDOWS




Fixed Light - A perfect combination.

Fixed Lights make a difference. Angles, curves, maximum light, use them to make a statement or create a feature. Transoms, mullions and glazing bars offer unlimited style opportunities to create your own look. The versatile FL can be used in combination with our outward opening windows and French doors within the same frame. Bars in fixed lights can be lined through with adjacent opening windows. (Please specify when ordering).



A few examples of design



COMBINATIONS

Striking examples of our fixed light window combinations. A stunning effect can be created by using them above, below and between opening windows and on either side of French doors.



WINDOWS

FDBC Outward opening glazed door with insulated panel



FDBC - Designed with multi-point locking, handle operated friction brake, 4 strong hinges and hardwood threshold. Adjustable panel height to allow bottom glazing to line through with adjacent windows. Door and window combinations within the same frame are available.

- Wheelchair threshold optional.
- FDBS - With enhanced security.

Also available as
IFDBC
- inward opening
side hung
door

FDBC-2 Outward opening glazed pair of doors with insulated panel




Our pairs of French doors let the natural environment become part of your room. Inside handles open both doors and operate the friction brakes to hold the doors open in any position. Panel height can be adjusted so the bottom glass line can match with adjacent windows. Door and window combinations within the same frame are available.

Multi-point locking, 4 hinges per door and hardwood threshold are included.

- Wheelchair threshold optional.
- FDBS-2 - With enhanced security.

Also available as
IFDBC-2
- inward opening
side hung
double doors

A few examples of design



FDGC - fully glazed door
FDGS - fully glazed door with enhanced security design.

FDBS Type Enhanced Security Features

Hook bolt espagnolette



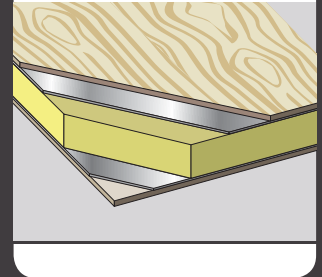
Security hinge



Silicon sealed inside the glass - MTK 2



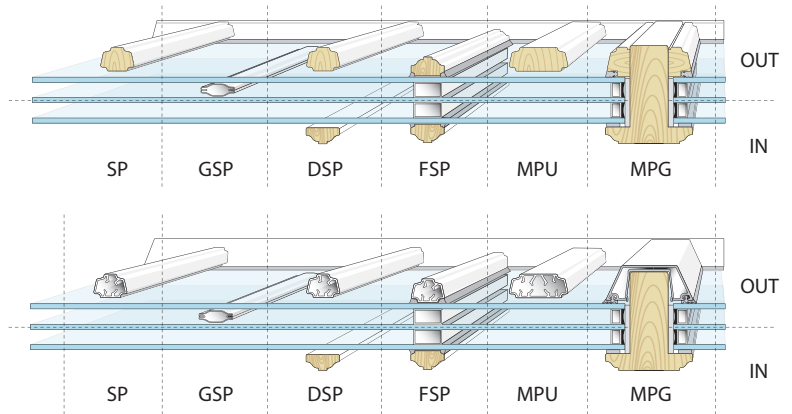
Reinforced panel



FRENCH DOORS

Posts and glazing bars

- SP** detachable external glazing bar
- GSP** glazing bars between the glass
- DSP** detachable external and internal glazing bars
- FSP** fixed glazing bars with spacer bars between the glass
- MPU** detachable transom or mullion
- MPG** structural transom or mullion



By using transoms, mullions and glazing bars, windows can be transformed into many exciting styles.

The most popular glazing bar system is the surface mounted detachable, either external only (SP) or both sides (DSP).

To create authentic traditional glazing bars, the system to use is the FSP, which has matching spacer bars between the glass.

GSP bars fixed between the glass are a practical solution to combine bars and easy cleaning.



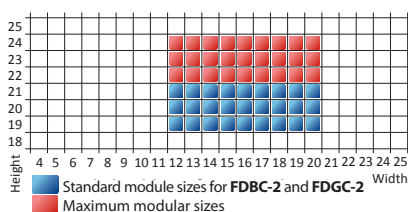
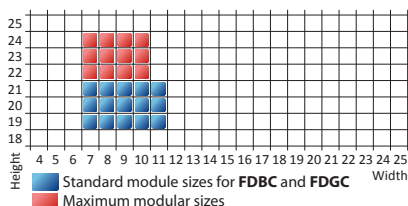
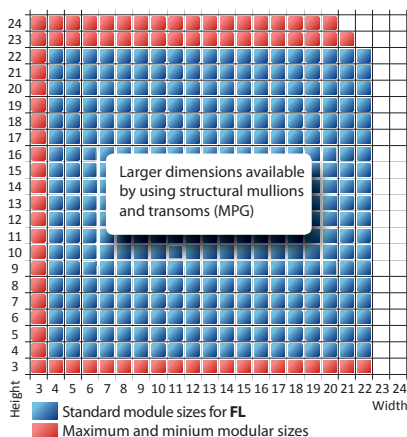
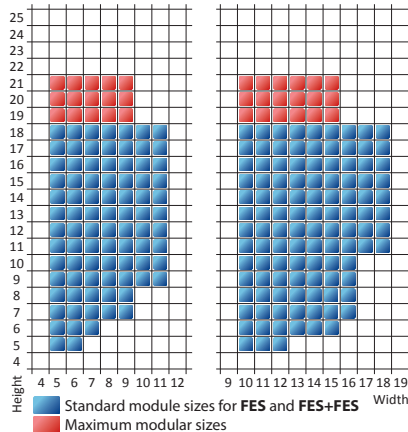
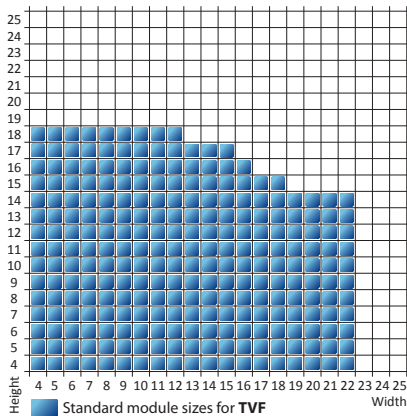
SP

DSP

FSP

GSP

MPG



Technical dimensions

The diagrams illustrate standard modular sizes in blue colour. The red colour represents both maximum and minimum sizes.

SPECIAL SIZES

All frame types can be manufactured to bespoke measurements provided these fall within the technical limitations.

DESIGN COMBINATIONS

Large frames can be manufactured by incorporating opening windows, fixed lights and French doors within the same frame, subject to overall size limitations.

STANDARD MODULAR SIZES

Standard module sizes are estimated in decimeters. One module is equivalent to one decimeter. To obtain the overall frame size you deduct 15mm from the module height and 16mm from the module width (two exceptions on width, TVF -18mm, FL -20mm). E.g. a side hung window with module size 10 x 13 will have an overall frame size of 984 x 1285mm.

TSD Sliding door with one opening sash



The TSD - Another dimension. Engineered for quality, design and style. Sliding open the door is light and smooth with our easy rolling carriages. Handle operates multi-locking claw espagnolette and cam to push doors off weatherseals. Outside sliding door has automatic rear locking when closed, this ensures the door has locking points both sides improving security.

Tanums advanced sliding mechanism can achieve widths up to 6 metres by 2.4 metres high using the TSD-2A which has 2 centre sliding doors. Coupled with our matching Fixed Lights, the outlook will be incredible.



WOOD



WOOD/ALU CLADDING



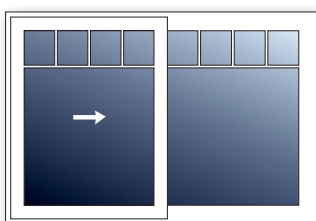
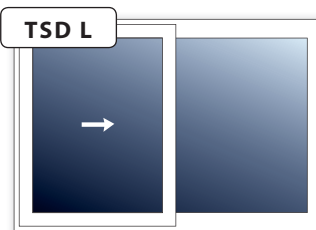

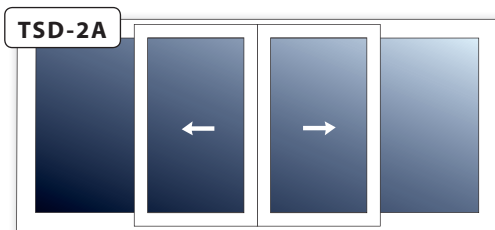


Easy operating 180° handle.



Espagnolette hook bolts enhances security for the TSD.

A few examples of design



Viewed from outside

SLIDING DOORS

Posts and glazing bars

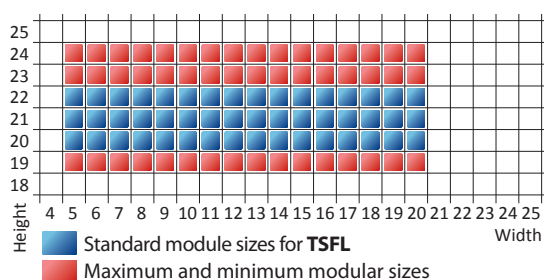
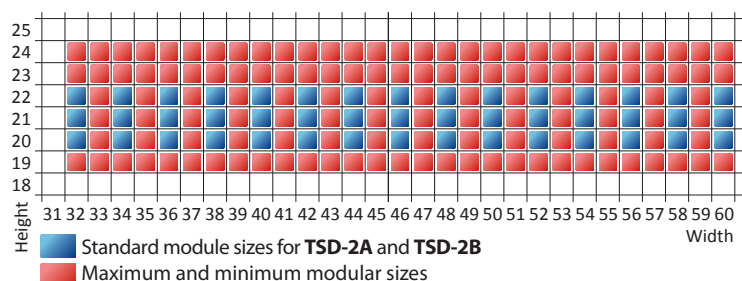
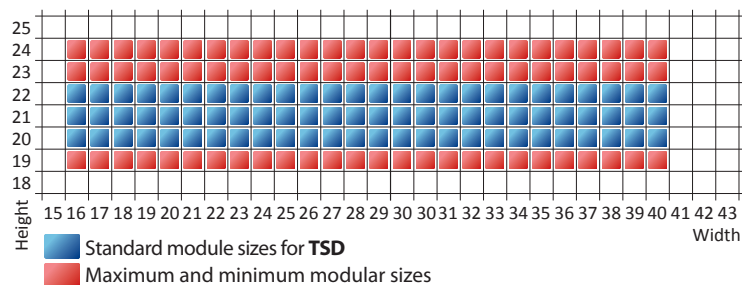
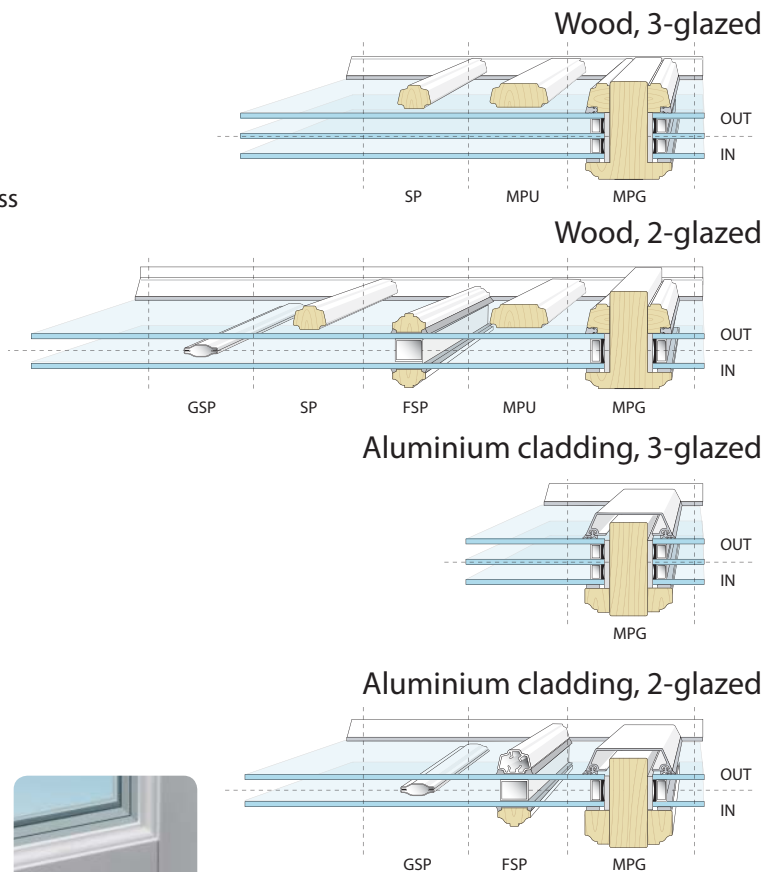
- SP** detachable external glazing bar
- GSP** glazing bars between the glass
- FSP** fixed glazing bars with spacer bars between the glass
- MPU** detachable transom or mullion
- MPG** structural transom or mullion

By using transoms, mullions and glazing bars, sliding doors can be transformed into many exciting styles.

The most popular glazing bar system is the surface mounted detachable (SP).

To create authentic traditional glazing bars, the system to use is the FSP, which has matching spacer bars between the glass.

GSP bars fixed between the glass are a practical solution to combine bars and easy cleaning.



Technical dimensions

The diagrams illustrate standard modular sizes in blue colour. The red colour represents both maximum and minimum sizes.

SPECIAL SIZES

All frame types can be manufactured to bespoke measurements provided these fall within the technical limitations.

STANDARD MODULAR SIZES

Standard sizes are estimated in decimeter modules. One module is equivalent to one decimeter. To obtain the overall frame size you deduct 15mm from the module height and 15mm from the module width. E.g. a sliding door with module size 36 x 21 will have an overall frame size of 3585 x 2085mm.

Playing with Angles...
The imaginative and individual approach.

This cleverly designed combination of opening windows and French doors has been stunningly transformed with angled windows.

Clear lacquer gives a warm and natural look to the inside, while aluminium cladding on the exterior provides a contemporary feel.

Use aluminium cladding for lower maintenance.

Create your own impressive, exceptional home.





Tanums Fönster has been at the forefront of window design for more than 60 years.

Our planning and design team is constantly striving to improve our windows and French doors to meet the ever-increasing demand for a high performance product.

MARKET LEADERS


Being members of Swedish Window Control, means that the government controlled Swedish Testing Institute, (SP), continually checks our production methods and products to ensure our windows meet their rigorous requirements, with regard to quality, durability, air and water tightness as well as wind loading.



We regularly undertake our own in-house testing and can guarantee the quality and performance of our windows.

Our environmentally friendly triple-glazing and production techniques are the way forward in today's energy conscious market. By using first class redwood from managed forests and offering excellent U-values, our windows and French doors are fulfilling the demands of even the most discerning home-builder or renovator.

Our knowledge, flexibility, craftsmanship and modern techniques provide the basis of our reputation and our windows reflect all the advantages that high quality timber offers by way of warmth, strength and durability.



EYES OF THE HOME

Choosing the best windows for your home is essential and we at Tanums appreciate this aesthetic importance. Our inspiring range of windows and our flexibility will help enhance the character of your home.

Whether you are looking to upgrade your existing windows to achieve a classic feel, sympathetically renovate an older property or create an exciting and modern look for your new build, our windows are an impressive addition.

COMMERCIAL VENTURES

Our windows are ideal for commercial/public sector buildings and developments with high environmental specification.

We are proud to say that our windows have been fitted in a Scientific Base in Antarctica.

So if you are feeling the cold, want to block out unwanted noise levels or give your project a stylish new look, you are certain to find the windows you need at Tanums Fönster.



All windows made by Tanums Fönster are triple glazed as standard

The advantages of using these extremely well insulated sealed units are a warmer feel from the whole window, little or no condensation and still only two glass sides to clean. The variety of glass for different protection requirements is immense. Listed below are the ones most often used. For specific information about U-values and sound insulation please contact Tanums Fönster.



PROTECTION AGAINST NOISE

Effective noise insulation can be achieved with our special sound reduction glass.

SOLAR PROTECTION

Protect against strong sunlight and solar heat gain with our range of coatings and tinted glass.

OBSCURE VIEW

For privacy, a choice of decorative glass is available

SAFETY GLASS

Choose toughened or laminated glass.

SECURITY

Numerous protection levels are available with our laminated glass, including protection from bullets, explosions, ultra violet, x-rays and electromagnetic radiation

FIRE PROOF GLASS

We offer fire protective windows in class E30 and EI30. Clear fire glass is available for both classes.

UV-LIGHT

Protect your wooden floor, textiles, paintings, etc, by using laminated glass which blocks 99% of damaging ultra violet light.

CONDENSATION

Under certain conditions, condensation may form on the OUTSIDE window pane. This may occur on our highly efficient units, indicating that the glass construction is providing very effective insulation against the cold.

GLAZING METHOD

The technical window assembly committee, MTK, has established a series of standard glazing methods for window security. For enhanced security ask for MTK 1 (silicon sealed inside and outside of glass unit) or MTK 2 (silicon sealed inside of glass unit).

Surface treatment for wood and aluminium

We offer nine standard colours for wood surface and seven standard colours for aluminium cladding (see last page).

SPECIAL COLOURS

You can have your windows painted with special colours from the NCS or RAL colour chart.


TWO COLOUR FINISH

You can have your windows painted and stained with different colours inside and outside. E.g stained outside and special colour paint inside.



STANDARD WOOD COLOURS

Note! Printed colour may differ from original.



White painted NCS S 0502-Y	Clear lacquer WF950 <i>(inside only)</i>	Yellow brown Stain: TL2	Light brown Stain: TL4	Nut brown Stain: TL12	Brown Black Stain: TL6	Red brown Stain: TL8	Red Stain: TL10	White Stain: TL14
-------------------------------	--	----------------------------	---------------------------	--------------------------	---------------------------	-------------------------	--------------------	----------------------

STANDARD ALUMINIUM CLADDING COLOURS



Alu clad White NCS S 0502-Y	Alu clad Natural Anodiserad	Alu clad Brown NCS S 9005-Y20R	Alu clad Window grey RAL 7040	Alu clad Basalt grey RAL 7012	Alu clad Brown red RAL 3011	Alu clad Jet black RAL 9005
-----------------------------------	-----------------------------------	--------------------------------------	-------------------------------------	-------------------------------------	-----------------------------------	-----------------------------------

MORE INFORMATION

For more information about our products please visit our web site.

www.tanumsfonster.co.uk



TanumsFönster AB
 Grebbestadvägen 8
 457 91 TANUMSHEDA
 SWEDEN
 ☎ +46 525 643 00