



Head Office

Ashworth House
Deakins Business Park
Egerton
Bolton
BL7 9RP

T 01204 590666
F 01204 590620
E enq@hardscape.co.uk

Southern Office

Unit 25
Long Marston Industrial Estate
Long Marston
Stratford Upon Avon
CV37 8QR

T 01789 721012
F 01789 721041
E enq@hardscape.co.uk

Designed by TMcCreative Ltd. Produced by HPL Marketing 2007.

P
E
R
S
P
E
C
T
I
V
E



perspective

"Practice must always be built upon strong theory, of which perspective is the signpost and the gateway, and without perspective nothing can be done well..."

Leonardo da Vinci

Every angle, every viewpoint is paramount. Hardscape take your perspective seriously.


Take a look at ours...


Location: Churchgate, Bolton, Lancashire > Client/Architects: Bolton Metropolitan Borough Council > Products used: Tower sandstone sawn slabs and reclaimed granite setts.



horizon

If you can imagine where the earth meets the sky then your imagination has just discovered Hardscape.







Location: Campbell Square, Liverpool > Client: BCA Landscape, Liverpool > Architects: BCA Landscape/Building Design Partnership > Products used: Crystal Black flamed granite slabs and Royal White tree grills and walling.

aesthetics

Any scheme that creates an emotional impact that infuses a sense of beauty in the beholder encapsulates Hardscape's intuitive approach to each project.







Location: Millennium Square, Sheffield > Client: Sheffield City Council > Architects: Allies and Morrison > Products used: Crossland Hill yorkstone slabs, Crystal Black, Kobra Green and Kobra granites all with bush-hammered finishes.



radius

Each urban space Hardscape encompasses brings with it new dimensions to every perimeter.



depth

Hardscape are able to source materials from an unfathomable degree of choice.



- > **Location:**
Trinity Gardens, Newcastle.
- > **Client:**
Silverlink Properties in association with Taylor Woodrow Ltd.
- > **Architects:**
Southern Green.
- > **Products used:**
A selection of Portuguese and Chinese multi-buff granites for the steps, setts and kerbs.







- > **Location:**
Cromer seafront, Norfolk.
- > **Client:**
Norfolk City Council.
- > **Architects:**
Mott MacDonald.
- > **Products used:**
Moorfield sandstone sawn slabs for steps,
Yellow Rock granite bush-hammered slabs
and Portington Black sawn and flamed slabs.

scale

From intricate CAD drawings to grand finished schemes Hardscape ascend to all of the challenges put before them.






Location: Paradise Street bus station, Liverpool. > **Client:** Grosvenor Developments. > **Architects:** BDP, Manchester. > **Products used:** Kobra Green, Kobra, Royal White and Crystal Black slabs.

continuity

Continuous systems
development complements
Hardscape's consistent
project management.





Location: Church Street, Blackburn, Lancashire > Client: Blackburn Borough Council > Architects: Capita DBS > Products used: Porphyry cubes and setts with Royal White granite sett inserts.



angle
With an acute awareness of diverging trends Hardscape remain at the cutting edge when it comes to material selection.

parallel

Location: West Row, Darlington > Client: Darlington Borough Council > Architects: Gillespies > Products used: Royal White granite 'bar code' planters.

Alongside Hardscape's commitment to quality there is an equally complementary desire to be innovative.








- > **Location:** Old Hall Square, Wolverhampton.
- > **Client/Architects:** Wolverhampton City Council.
- > **Products used:** Crossland Hill sandstone slabs & copings with Crystal Black granite & Blackwell Buff sandstone benches.

effect

Positive reactions to dramatic schemes leave emotional impressions.

Hardscape can very often be the cause.



company profile

Hardscape offer a single point of contact to Landscape Architects and Local Authorities for the procurement of hard landscaping schemes and projects throughout the UK.

Operating as a 'virtual project manager' Hardscape offer a considerable range of diverse, vibrant and an ever-expanding palette of natural and man-made materials. Varying textures and colours including stone, glass, metals and concrete products are available, sourced throughout the United Kingdom and Internationally.

Working from offices in Lancashire and Warwickshire Hardscape operate a dedicated storage and distribution facility to meet the logistical challenge of delivering products on time and to the right quality and industry performance specification.

Hardscape are increasingly aware of the demand of ecologically sustainable materials and the impact of the carbon footprint on today's society and remain committed to demonstrating sound environmental performance of their activities, products and services.

For further information on how Hardscape are continually developing and evolving external spaces in and around the United Kingdom, contact: 01204 590666 or visit: www.hardscape.co.uk




artscape

Artscape encapsulates all the latest CAD techniques. The initial concept is interpreted and a computer-generated drawing submitted for approval. Choices are made of materials and colours with Hardscape's expert advice available to you, if required. There are no restrictions on design detail, or material type as our fabrication system includes state-of-the-art cutting equipment which will cope with anything from pavers and bricks, to stone, concrete materials, glass and plastics. Literally any feature can be created; logos, coats of arms, mazes, abstract or graphic representations. There are virtually no limits!



featurescape


Where maximum impact is required Hardscape can advise on the right material for the design. Whether your requirement is for a yorkstone boulder, slate entrance sign, bespoke tree grill or granite bollard, Hardscape have the technical experience to ensure that original furniture, signage and special features are created to performance specification. Durable and aesthetic, these items can provide continuity throughout your scheme.



material choice


To fully appreciate the extensive product range, Hardscape recommend a free and independent consultation with their technical sales personnel, who can advise on material choice, colour, texture, finish, size and specification. Further information about Hardscape's product range can be found at www.hardscape.co.uk where samples of the material may be requested to further enhance the specifying process.

The appendix below showcases some of Hardscape's more prestigious single and mixed-use schemes depicted in the brochure.




product category

granite




A highly durable and popular natural stone, granite comes in a variety of colours, textures, formats and blends suitable for most kinds of external application to complement any scheme. Geologically it is a coarse grained igneous rock containing a blend of accessory minerals that contribute to giving it a unique colour.

sandstone




A common sedimentary rock consisting mainly of quartz, sandstone is a geological term that covers the well known Yorkstone. Traditionally found in a variety of applications and can be specified in a comprehensive range of colours, sizes and textures to suit any scheme.

clay



An unparalleled variety of colours and textures are available from our HARLAND (UK) and NELAND (Dutch) ranges to suit even the most demanding of specifiers. Proven technical characteristics of clay ensure that a sustainable long term design is achievable as clay colours do not fade.

porphyry




Extensively used on the continent as paving, It derives its name from the large crystals set in the matrix. It is this characteristic that gives the stone its beautiful natural colour and its natural slip resistant surface. Available in setts, slabs, cubes and kerbs.

concrete



Concrete paving offers a clean, low maintenance, hardwearing and aesthetically pleasing surface. From an exposed aggregate finish, to the ultra smooth, polished and modern. Supplied in a range of colours, sizes and modular formats and blends.

limestone




Essentially comprising of carbonates this is another traditionally used architectural stone. Being a sedimentary rock the structure of the stone often contains shell or other fossil fragments. Primarily available in a pale colour although blues and blacks can be specified.

slate




Traditionally used as a roofing, flooring and paving stone. Its versatile characteristics strike the perfect balance between elegance and durability. Available in slab format and a variety of colours, not solely dark grey, the fine grained nature of slate gives a beautiful appearance and is very hardwearing.

cladding



The application of one material over another to provide a weather-proof layer intended to control the infiltration of weather elements. The modern, economical method of fixing is a mechanical system using metal corbels, cramps and dowels that transfer the loads onto a structural frame.

glass




With advancements in modern technology it is now possible to use recycled glass as a viable paving alternative. Not only is this environmentally friendly but also incredibly attractive. Glass surfaces of this nature are durable, slip resistant and available in several formats, colours and textures.

metals



Metal is a material that is becoming increasingly popular within paving schemes. Stainless steel and brass are available in a range of textures and finishes that can be incorporated into any traditional paving material to form attractive trims or features.

reclaimed



Strict quality controls on this material ensure the product is not rejected from site. This includes sorting stocks according to course width, helping specifiers select the most appropriate material. Vetting and viewing is highly recommended prior to purchase.

feature boulders



Available as Yorkstone boulders, bespoke granite bollards and engraved slate entrance signs. If necessary, quarry visits can be arranged to personally select a boulder. When combined with the Artscape process it becomes a unique way to personalise your scheme.