

DELTA GATES



VERTICAL BAR CANTILEVER SLIDING GATES

SUITABLE FOR MANUAL OR ELECTRICAL OPERATION
DISTINCTIVE DESIGN CREATES A STYLISH ENTRANCE
HIGH LEVEL OF SECURITY PROTECTION
CANTILEVER DESIGN REDUCES MAINTENANCE REQUIREMENTS

...where EXCELLENCE is TRADITION

TRIED AND TESTED

Heras has been manufacturing sliding gates for decades, during which time it has set standards by which others in the industry have been judged. In the last 10 years or so Heras has sold many thousands of Delta gates and is justly proud of the reputation for reliability and high performance that has been established. Heras' policy of continuous improvement has helped keep it ahead of its competitors and retain its European market leadership position.

PERFORMANCE

The Delta gate, unlike many gates in this field, does not require great effort to set it in motion and is therefore easily operated by all potential users. The gate is designed in such a way that the running wheels cannot be blocked by dirt, leaves or snow. In combination with the patented cantilever construction, the wheels provide enormous stability and operational reliability. Delta gates are designed to be user friendly and virtually maintenance free.



Top Guide Wheels



Bottom Running Wheels and Safety Edges

ELEGANTLY ATTRACTIVE

The Delta gate has been designed to be aesthetically pleasing as well as eminently functional, and to create a stylish entrance that will enhance any corporate image. As well as the basic model with aluminium girder and galvanised bars, the Delta gate is also available in coated finishes. There is a choice of seven standard colours: white, black, two grey and three shades of green.




HIGH LEVEL OF SECURITY

The Delta entrance not only looks good, it is also extremely secure. The unique cantilever construction in the girder does away with the need for diagonal struts. This means that there is no foothold by which to climb over the gate. All the nuts and bolts are countersunk which rules out sabotage. The running wheels are shielded and positioned on the inside of the fencing. The security lock is tamper-proof.




CHOICE OF STYLES


The Delta gate is available in three different styles: Heracles, Atlas and Olympus. Each style will integrate perfectly with the Heras railing system of the same name (see separate literature sheets). Delta gates look equally distinguished within a chain link, palisade or welded mesh fence line.



Heracles Style



Atlas Style



Olympus Style

Delta gates can also be supplied to be used in conjunction with single leaf swing gates. The Delta gate slam post is utilised and also becomes the receiving post of the single leaf gate.

VERSATILITY

The unique construction and low weight of the gate means that only minimal anchoring is required, giving great flexibility with regard to positioning. The modular concept of the gate, with separate girder, bars and guide posts, makes it quick and economical to repair in the event of damage, involving little or no disruption of trade through restricted access during installation.

REMOTE CONTROL AND ACCESS CONTROL

The Delta gate offers you the convenience of remote control, from the gatehouse or central surveillance desk for example. You can choose this option now or later, since the gate is adaptable for electric power as standard. The Delta gate can be supplied with a wide assortment of security and automatic functions, such as safety cut-off mechanisms, cameras, flashlights and barriers. The applied components, control and power systems can be combined with other functions for security, registration, authorisation and suchlike.



Our aim of continual product improvement requires us to reserve the right to change the specification details contained herein without prior notice.

DELTA GATE RANGE SIZES AND OPENINGS

Type	Gate height	Free opening	Total space required
Delta 30/150	1.5mtr	2925mm	8560mm
Delta 30/180	1.8mtr	2925mm	8560mm
Delta 30/200	2.0mtr	2925mm	8560mm
Delta 30/250	2.5mtr	2925mm	8560mm
Delta 40/150	1.5mtr	3975mm	10660mm
Delta 40/180	1.8mtr	3975mm	10660mm
Delta 40/200	2.0mtr	3975mm	10660mm
Delta 40/250	2.5mtr	3975mm	10660mm
Delta 50/150	1.5mtr	4875mm	12960mm
Delta 50/180	1.8mtr	4875mm	12960mm
Delta 50/200	2.0mtr	4875mm	12960mm
Delta 50/250	2.5mtr	4875mm	12960mm
Delta 60/150	1.5mtr	5775mm	14760mm
Delta 60/180	1.8mtr	5775mm	14760mm
Delta 60/200	2.0mtr	5775mm	14760mm
Delta 60/250	2.5mtr	5775mm	14760mm
Delta 70/150	1.5mtr	7075mm	17860mm
Delta 70/180	1.8mtr	7075mm	17860mm
Delta 70/200	2.0mtr	7075mm	17860mm
Delta 70/250	2.5mtr	7075mm	17860mm
Delta 85/150	1.5mtr	8275mm	20260mm
Delta 85/180	1.8mtr	8275mm	20260mm
Delta 85/200	2.0mtr	8275mm	20260mm
Delta 85/250	2.5mtr	8275mm	20260mm
Delta 95/150	1.5mtr	9175mm	22060mm
Delta 95/180	1.8mtr	9175mm	22060mm
Delta 95/200	2.0mtr	9175mm	22060mm

Full technical specifications for the Delta gate range are provided on a separate data sheet, available on request.

Heras offers a full installation package through a network of approved installers, details of which are available on request.

Double leaf gates are available, please speak to our sales office for more information.



Heras U.K. Fencing Systems | Herons Way | Carr Hill | Doncaster | South Yorkshire | DN4 8WA

Tel: **01302 364 551** | Fax: **01302 322 401**

email: heras.sales@herasuk.co.uk | Web: www.heras.co.uk

Made in compliance with Heras' Quality standards