



Price List

impey^{uk}

Meeting life's challenges in the bathroom

Contents

How does this price list work?

A Prices shown are at list and are subject to trade discounts. If you are unsure of your % discount, please contact the office or your Area Sales Manager:

Some prices may be marked with a **B** Symbol, In this case it may be that you get a different % discount than your regular one above. Again, if you are uncertain of your

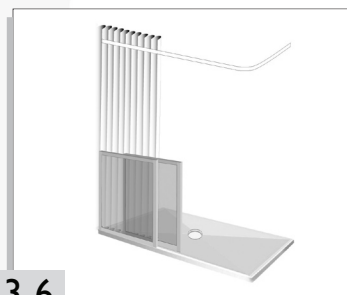
B discount contact the office or your Area Sales Manager:

The boxes below are for you to write in your % discounts for future reference.

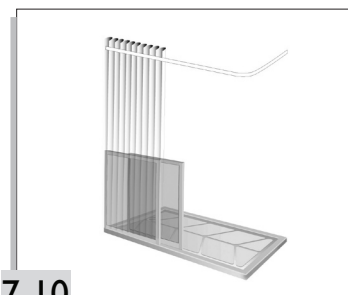
A %

B %

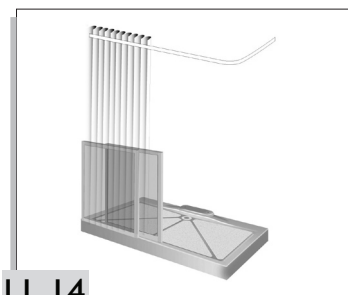
Level-Dec Range & Options



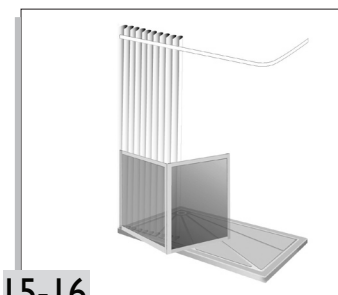
Blackdown Range & Options



Mendip Range & Options



Quantock Range & Options



17-18 Door Options - Kentmere Range

19 Door Options - Touch-N-Go Range

20 Mountbatten Range

20 Shower Cubicles

21 Portable Folding Screens

21 Shower Tray Accessories

22 Grab Rails & Drop Down Rails

22 Floor To Ceiling Poles

22 Toilet Plinths

23 Shower Curtain Rails

23 Shower Curtains

23 Shower Seats

VAT

All prices shown are nett and subject to VAT at the standard rate. If circumstances mean that you are VAT exempt or a registered charity you will need to complete a VAT exemption form prior to purchasing. These forms are available if you contact the office. The contact details are at the bottom of this page.

Carriage Charges

Carriage is included on all orders over £150.00 excluding VAT. (UK mainland only)

Price Changes

Prices are correct at the time of printing but due to our policy of continual improvement we reserve the right to change pricing without notification.

Placing An Order/Cut Off

We ask that all orders are either faxed, posted or emailed to ensure that we accurately provide you with the items you require. The contact details are at the bottom of this page. We will endeavour to deliver stock orders the next working day if order received before 2:30pm. We aim for all customers to receive stock items within 2-3 working days. A Saturday morning delivery is possible, but will incur an additional charge. Contact Customer Services for further details.

Non Stock / Special Orders

For non stock and special order items our delivery timescale may be exceeded. For definite delivery times it is advisable to check with our sales team when placing an order. We endeavour to supply special door options within 3-5 working days

Payment

Accounts payable 30 days from invoice date to approved customers. Cheques to be made payable to IMPEY UK Ltd. Most credit and debit cards accepted.

Return Policy

We appreciate that order specifications can change once your goods have been received. While we request that every care is taken when placing your accurate order, should your goods be deemed unsuitable, we will happily arrange a collection within 30 days of date of invoice, providing your goods are still packaged as new. Small fees may apply for this service and we regret that special or non stock items are exempt from this policy.

Deliveries

All orders are despatched using a fully insured Courier Service; we can arrange delivery anywhere within the UK provided we are supplied with a full postal address and contact telephone number.

24 Drainage Solutions & Pumps

25 Taps

25 Showers & Accessories

26 Whale/Redring Pump & Shower

26 Ancillary Products

For full information on our product range, please see our separate literature. If you do not have a full literature pack and would like one sent to you, please contact the office using the details below. Alternatively you can look at our website on www.impey-uk.com

IMPEY UK Ltd
Conquest Business Park
Cad Road, Old Way
Ilton
Somerset
TA19 9EA

T: 01460 256080

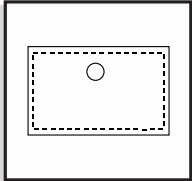
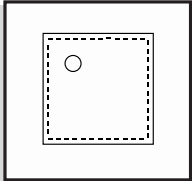
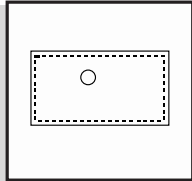
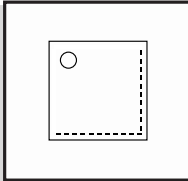
F: 01460 259800

email: info@impey-uk.com
www.impey-uk.com

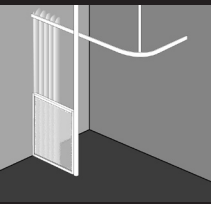
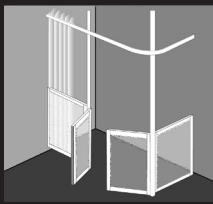
Level-Dec & Options

The Kentmere Range



Level-Dec 1 1300 x 800	Level-Dec 2 1000 x 1000	Level-Dec 3 1500 x 800	Level-Dec 4 900 x 900
			
£249.70	£249.70	£249.70	£249.70

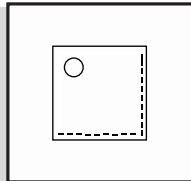
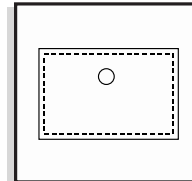
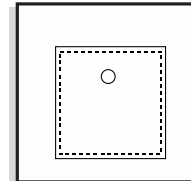
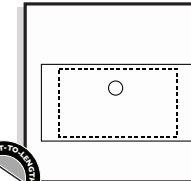
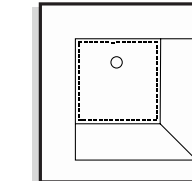

All diagrams are left hand illustrated where applicable

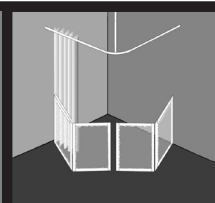

	Option B	Option C	Option D	Option E	Option F
					
Level-Dec 1	£282.10	£493.00	£826.20	£782.50	N/A
Level-Dec 2	£282.10	£493.00	N/A	N/A	£770.20
Level-Dec 3	£282.10	£493.00	£826.20	£782.50	N/A
Level-Dec 4	£282.10	£493.00	N/A	N/A	£770.20
Level-Dec 5	£282.10	£493.00	N/A	N/A	N/A
Level-Dec 6	£282.10	£493.00	£826.20	£782.50	N/A
Level-Dec 7	£315.00	£525.90	N/A	N/A	£803.00
Level-Dec 8	£346.80	£557.80	N/A	N/A	N/A

Prices shown include a straight or corner rail. If you require a U-rail add £15.00 and specify clearly when ordering.

The Level-Dec is a superior wet floor preformed shower base. When set into the floor; it can either be completely covered with vinyl flooring or tiled to provide a step free and unrestricted shower area. For full information please refer to the 'Level-Dec' literature. The Level-Dec options include the ½ height Kentmere range of screens.

ALL Prices INCLUDE trap-a-dapta & shower waste trap

Level-Dec 5 800 x 800	Level-Dec 6 1400 x 900	Level-Dec 7 1200 x 1200	Level-Dec 8 1850 x 900	Level-Dec 9 1700 x 1700
				
£249.70	£249.70	£282.60	 £314.50	£540.50

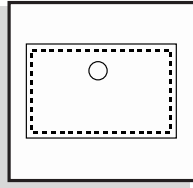
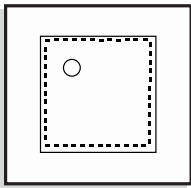
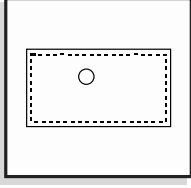
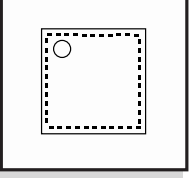
Option G	Option H	Option J	Option K	Option M	
					All diagrams are left hand illustrated where applicable
£678.70	£678.70	£643.20	£613.20	£661.00	
N/A	£678.70	N/A	£613.20	N/A	Level-Dec 2
£678.70	£678.70	£643.20	£613.20	£661.00	Level-Dec 3
N/A	£678.70	N/A	N/A	N/A	Level-Dec 4
N/A	£678.70	N/A	N/A	N/A	Level-Dec 5
£678.70	£678.70	£643.20	£613.20	£661.00	Level-Dec 6
£711.60	£711.60	N/A	£646.00	N/A	Level-Dec 7
£743.50	N/A	N/A	N/A	£725.70	Level-Dec 8

Prices shown in this table include the Level-Dec, standard drainage option (see separate literature), shower screen, curtain and rail.

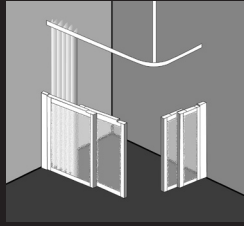
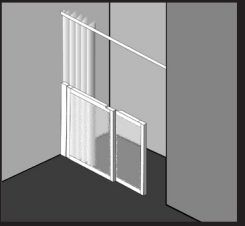
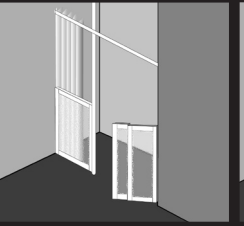
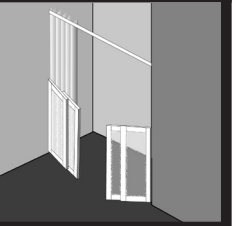
Level-Dec & Options

The Touch 'n'go Range

ALL Prices INCLUDE trap-a-dapta & shower waste trap

Level-Dec 1 1300 x 800	Level-Dec 2 1000 x 1000	Level-Dec 3 1500 x 800	Level-Dec 4 900 x 900
			
£249.70	£249.70	£249.70	£249.70

RS - RiseSlider
AA - Air Assisted


	Option 1	Option 2	Option 3	Option 4
				
Level-Dec 1	RS £706.00 AA £815.30	RS £591.40 AA £643.20	RS £669.20 AA £722.40	RS £706.00 AA £815.30
Level-Dec 2	RS £706.00 AA £815.30	RS £591.40 AA £643.20	N/A	N/A
Level-Dec 3	RS £706.00 AA £815.30	RS £591.40 AA £643.20	RS £669.20 AA £722.40	RS £706.00 AA £815.30
Level-Dec 4	RS £706.00 AA £815.30	RS £591.40 AA £643.20	N/A	N/A
Level-Dec 5	RS £706.00 AA £815.30	RS £591.40 AA £643.20	N/A	N/A
Level-Dec 6	RS £706.00 AA £815.30	RS £591.40 AA £643.20	RS £669.20 AA £722.40	RS £706.00 AA £815.30
Level-Dec 7	RS £731.70 AA £769.00	RS £624.20 AA £676.10	RS £702.00 AA £755.30	RS £738.90 AA £848.10
Level-Dec 8	N/A	N/A	RS £733.90 AA £787.10	RS £770.80 AA £880.00

Prices shown include a straight or corner rail. If you require a U-rail add £15.00 and specify clearly when ordering.

The Impey Touch 'n' Go sliding doors are available in 2 options. RiseSlider and Air Assisted.

The RiseSlider's have a rise and fall hinge and the Air Assisted rise at the touch of a button.

For full information see separate literature.



Level-Dec 5	Level-Dec 6	Level-Dec 7	Level-Dec 8	Level-Dec 9
800 x 800	1400 x 900	1200 x 1200	1850 x 900	1700 x 1700
£249.70	£249.70	£282.60	£314.50	£540.50

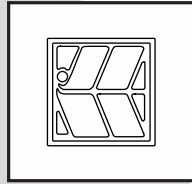
Option 5	Option 6	Option 7		
			All diagrams are left hand illustrated where applicable	
RS £669.20 AA £722.40	RS £835.70 AA £958.60	RS £899.90 AA £961.30		Level-Dec 1
N/A	N/A	N/A		Level-Dec 2
RS £669.20 AA £722.40	RS £835.70 AA £958.60	RS £899.90 AA £961.30		Level-Dec 3
N/A	N/A	N/A		Level-Dec 4
N/A	N/A	N/A		Level-Dec 5
RS £669.20 AA £722.40	RS £835.70 AA £958.60	RS £899.90 AA £961.30		Level-Dec 6
RS £702.00 AA £755.30	RS £869.60 AA £991.20	N/A		Level-Dec 7
RS £733.90 AA £787.20	N/A	N/A		Level-Dec 8

Prices shown in this table include the Level-Dec, standard drainage option (see separate literature), shower screen, curtain and rail.

Blackdown Tray & Options

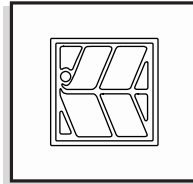
The Kentmere Range

900 X 900



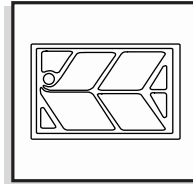
£253.80

1000 X 1000



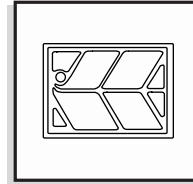
£253.80

1100 X 710



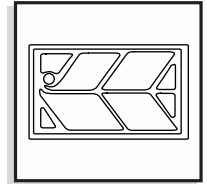
£253.80

1100 X 830



£253.80

1250 X 710



£264.10

All diagrams are left hand illustrated where applicable


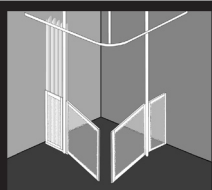
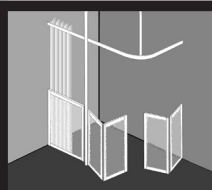
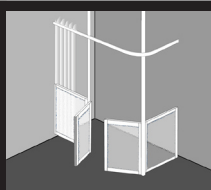
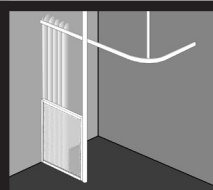
Option C

Option D

Option E

Option F

Option G




	Option C	Option D	Option E	Option F	Option G
900 x 900	£501.30	N/A	N/A	£778.40	N/A
1000 x 1000	£501.30	N/A	N/A	£778.40	N/A
1100 x 710	£501.30	N/A	N/A	N/A	N/A
1100 x 830	£501.30	N/A	N/A	N/A	N/A
1250 x 710	£511.50	£844.70	£801.00	N/A	£697.20
1250 x 830	£511.50	£844.70	£801.00	N/A	£697.20
1500 x 710	£530.00	£863.20	£819.50	N/A	£715.70
1500 x 830	£530.00	£863.20	£819.50	N/A	£715.70
1850 x 710	£586.50	N/A	N/A	N/A	£792.80
1850 x 830	£586.50	N/A	N/A	N/A	£792.80

Prices shown include a straight or corner rail. If you require a U-rail add £15.00 and specify clearly when ordering.

The Blackdown Range of trays have been professionally designed to provide comfortable access when entering or exiting the shower. The high specification and standards during the manufacturing process produce extremely strong and self supporting trays for low and level access use. For full information please refer to the 'Shower Tray and Door Systems' literature. Blackdown options include the Kentmere ½ height range of screens, see tray and door literature. Blackdown tray not handed.

For tray accessories please see page 21

All Prices **INCLUDE** 50mm water seal shower waste trap & self adhesive tiling strip.

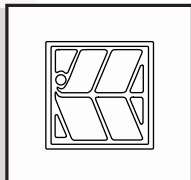
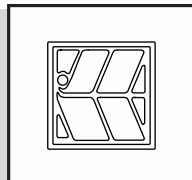
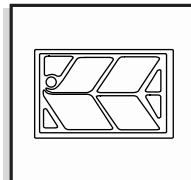
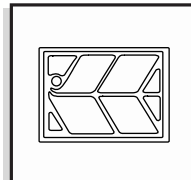
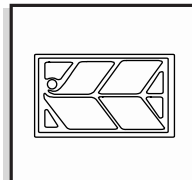


Option H	Option J	Option K	Option M	Option N		
					All diagrams are left hand illustrated where applicable	
£687.00	N/A	N/A	N/A	N/A		900 x 900
£687.00	N/A	N/A	N/A	N/A		1000 x 1000
£687.00	£651.50	£621.40	N/A	£708.50		1100 x 710
£687.00	£651.50	£621.40	N/A	£708.50		1100 x 830
£697.20	£661.70	£631.70	£679.50	£718.80		1250 x 710
£697.20	£661.70	£631.70	£679.50	£718.80		1250 x 830
£715.70	£680.20	N/A	£698.00	N/A		1500 x 710
£715.70	£680.20	N/A	£698.00	N/A		1500 x 830
N/A	N/A	N/A	£754.50	£793.80		1850 x 710
N/A	N/A	N/A	£754.50	£793.80	1850 x 830	

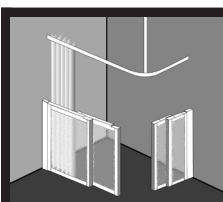
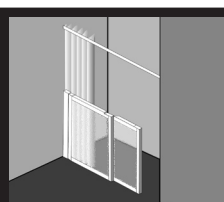

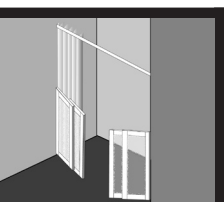
Prices shown in this table include the Blackdown shower tray, standard drainage option (see separate literature), shower screen, curtain and rail.

Blackdown Tray & Options

The Touch 'n' go Range

900 X 900	1000 X 1000	1100 X 710	1100 X 830	1250 X 710
				
£253.80	£253.80	£253.80	£253.80	£264.10

RS - RiseSlider
AA - Air Assisted


	Option 1	Option 2	Option 3	Option 4
				
900 x 900	RS £714.30 AA £823.50	RS £599.60 AA £651.40	N/A	N/A
1000 x 1000	RS £714.30 AA £823.50	RS £599.60 AA £651.40	N/A	N/A
1100 x 710	RS £714.30 AA £823.50	RS £599.60 AA £651.40	N/A	N/A
1100 x 830	RS £714.30 AA £823.50	RS £599.60 AA £651.40	N/A	N/A
1250 x 710	RS £724.50 AA £833.70	RS £609.80 AA £661.70	RS £687.70 AA £740.90	N/A
1250 x 830	RS £724.50 AA £833.70	RS £599.60 AA £661.70	RS £687.70 AA £740.90	N/A
1500 x 710	RS £743.00 AA £852.20	RS £628.30 AA £680.20	RS £706.20 AA £759.40	RS £743.00 AA £852.20
1500 x 830	RS £743.00 AA £852.20	RS £628.30 AA £680.20	RS £706.20 AA £759.40	RS £743.00 AA £852.20
1850 x 710	N/A	N/A	RS £762.70 AA £815.90	RS £799.50 AA £908.70
1850 x 830	N/A	N/A	RS £762.70 AA £815.90	RS £799.50 AA £908.70

Prices shown include a straight or corner rail. If you require a U-rail add £15.00 and specify clearly when ordering.

The Impey Touch 'n' Go sliding doors are available in 2 options, RiseSlider and Air Assisted.

The RiseSlider's have a rise and fall hinge and the Air Assisted rise at the touch of a button.

For full information see separate literature.



For tray accessories please see page 21

ALL Prices INCLUDE 50mm water seal shower waste trap & self adhesive tiling strip.
Blackdown tray not handed.


1250 X 830	1500 X 710	1500 X 830	1850 X 710	1850 X 830
£264.10	£282.60	£282.60	£339.10	£339.10

Option 5	Option 6	Option 7	
			All diagrams are left hand illustrated where applicable
N/A	N/A	N/A	900 x 900
N/A	N/A	N/A	1000 x 1000
N/A	N/A	N/A	1100 x 710
N/A	N/A	N/A	1100 x 830
RS £687.70 AA £740.90	RS £854.20 AA £977.10	RS £918.40 AA £979.80	1250 x 710
RS £687.60 AA £740.90	RS £854.20 AA £977.10	RS £918.40 AA £979.80	1250 x 830
RS £706.20 AA £759.40	RS £872.70 AA £995.60	RS £936.90 AA £998.30	1500 x 710
RS £706.20 AA £759.40	RS £872.70 AA £995.60	RS £936.90 AA £998.30	1500 x 830
RS £762.70 AA £815.90	N/A	N/A	1850 x 710
RS £762.70 AA £815.90	N/A	N/A	1850 x 830

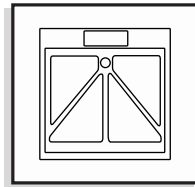
Prices shown in this table include the Blackdown shower tray, standard drainage option (see separate literature), shower screen, curtain and rail.

Mendip Tray & Options

The Kentmere Range

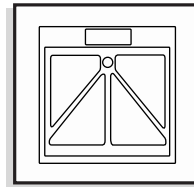


900 x 900



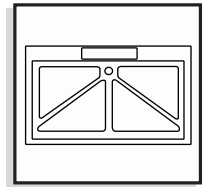
£339.10

1000 x 1000



£339.10

1250 x 710



£346.30

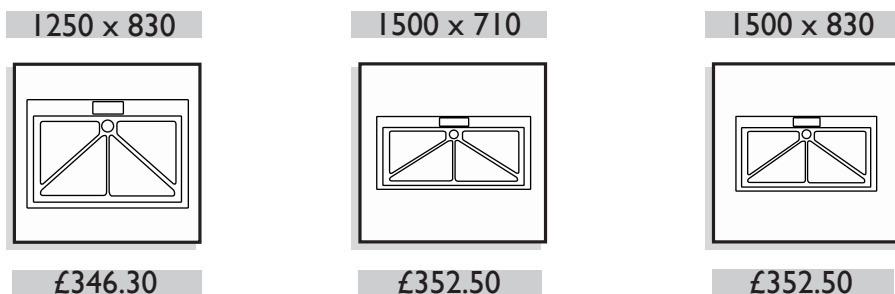
All diagrams are left hand illustrated where applicable

	Option C	Option D	Option E	Option F	Option G
900 x 900	£585.70	N/A	N/A	£863.70	N/A
1000 x 1000	£585.70	N/A	N/A	£863.70	N/A
1250 x 710	£593.70	£926.90	£883.20	N/A	£779.40
1250 x 830	£593.70	£926.90	£883.20	N/A	£779.40
1500 x 710	£599.90	£933.00	£889.40	N/A	£785.60
1500 x 830	£599.90	£933.00	£889.40	N/A	£785.60

Prices shown include a straight or corner rail. If you require a U-rail add £15.00 and specify clearly when ordering.

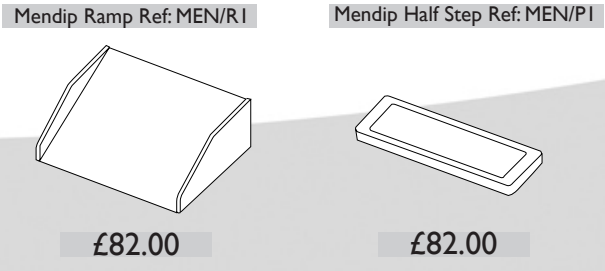
The Mendip Range of trays are commonly known as 'above ground waste' trays. They are for situations when it is impossible to breach or remove the floor screed. For full information please refer to the 'Shower Tray and Door System' literature. **For tray accessories please see page 21**

ALL Prices INCLUDE 50mm water seal shower waste trap & self adhesive tiling strip.



Option H	Option J	Option K	Option M	Option N		
					All diagrams are left hand illustrated where applicable	
£772.20	N/A	N/A	N/A	N/A		900 x 900
£772.20	N/A	N/A	N/A	N/A		1000 x 1000
£779.40	£743.90	£713.90	£761.70	£801.00		1250 x 710
£779.40	£743.90	£713.90	£761.70	£801.00		1250 x 830
£785.60	£750.10	N/A	£767.80	N/A		1500 x 710
£785.60	£750.10	N/A	£767.80	N/A	1500 x 830	

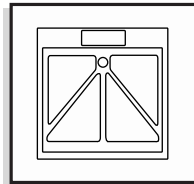
Prices shown in this table include the mendip shower tray, standard drainage option (see separate literature), shower screen, curtain and rail.



Mendip Tray & Options

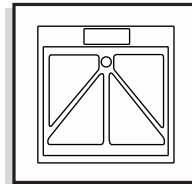
The Touch 'n' go Range

900 x 900



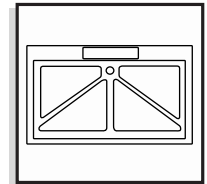
£339.10

1000 x 1000



£339.10

1250 x 710




£346.30

RS - RiseSlider
AA - Air Assisted

	Option 1	Option 2	Option 3	Option 4
900 x 900	RS £799.50 AA £908.70	RS £684.80 AA £736.70	N/A	N/A
1000 x 1000	RS £799.50 AA £908.70	RS £684.80 AA £736.70	N/A	N/A
1250 x 710	RS £806.70 AA £915.90	RS £692.00 AA £743.90	RS £769.90 AA £823.10	N/A
1250 x 830	RS £806.70 AA £915.90	RS £692.00 AA £743.90	RS £769.90 AA £823.10	N/A
1500 x 710	RS £812.90 AA £922.10	RS £698.20 AA £750.10	RS £776.00 AA £829.30	RS £812.90 AA £922.10
1500 x 830	RS £812.90 AA £922.10	RS £698.20 AA £750.10	RS £779.00 AA £829.30	RS £812.90 AA £922.10

Prices shown include a straight or corner rail. If you require a U-rail add £15.00 and specify clearly when ordering.



The Impey Touch 'n' Go sliding doors are available in 2 options, RiseSlider and Air Assisted.

The RiseSlider's have a rise and fall hinge and the Air Assisted rise at the touch of a button.

For full information see separate literature.

ALL prices INCLUDE 50mm water seal shower waste trap & self adhesive tiling strip.
For tray accessories please see page 21

1250 x 830

£346.30

1500 x 710

£352.50

1500 x 830

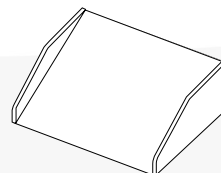
£352.50

Option 5	Option 6	Option 7	
			All diagrams are left hand illustrated where applicable
N/A	N/A	N/A	900 x 900
N/A	N/A	N/A	1000 x 1000
RS £769.90 AA £823.10	RS £936.40 AA £1,059.30	RS £1000.60 AA £1062.00	1250 x 710
RS £769.90 AA £823.10	RS £936.40 AA £1,059.20	RS £1000.60 AA £1062.00	1250 x 830
RS £776.00 AA £829.30	RS £942.60 AA £1,039.90	RS £1006.70 AA £1039.60	1500 x 710
RS £776.00 AA £829.30	RS £942.60 AA £1,065.50	RS £1006.80 AA £1068.20	1500 x 830

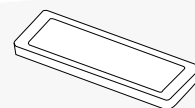
Prices shown in this table include the Mendip shower tray, standard drainage option (see separate literature), shower screen, curtain and rail.

Mendip Ramp Ref: MEN/R1

Mendip Half Step Ref: MEN/PI




£82.00

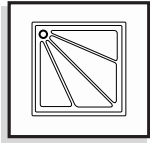
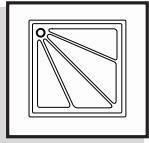
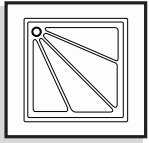
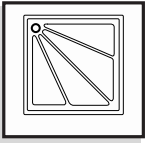
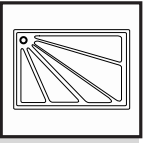
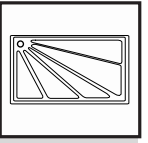


£82.00

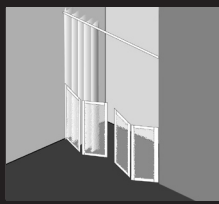
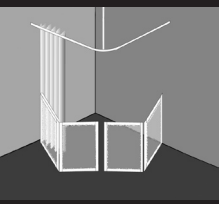
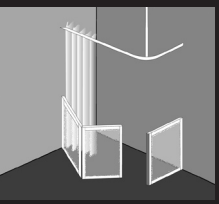


Quantock Tray & Options

The Kentmere Range



760 x 760	810 x 810	910 x 910	1010 x 1010	1000 x 750	1200 x 700
					
£219.90	£219.90	£219.90	£219.90	£219.90	£219.90

All diagrams are left hand illustrated where applicable

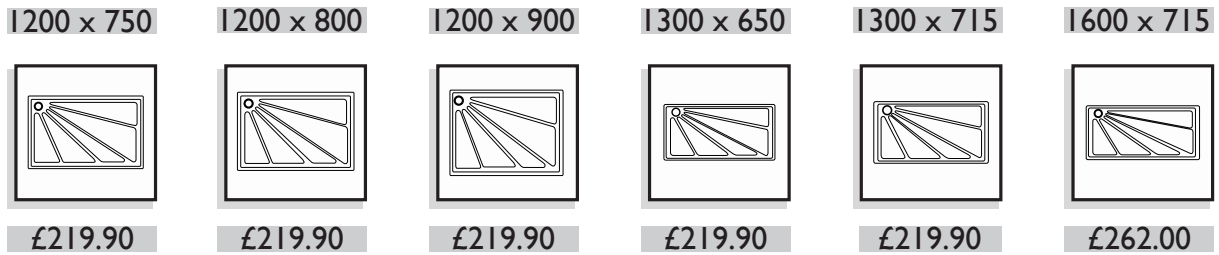
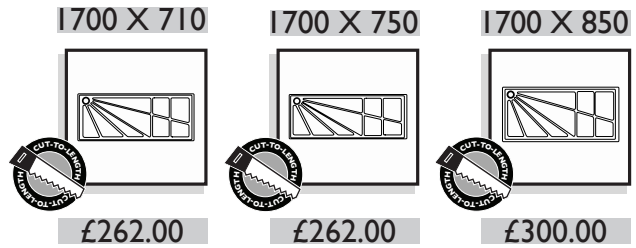
	Option G	Option H	Option J	Option K	Option M
					
760 x 760	N/A	£653.00	£617.50	N/A	N/A
810 x 810	N/A	£653.00	£617.50	£587.50	N/A
910 x 910	N/A	£653.00	£617.50	£587.50	N/A
1010 x 1010	N/A	£653.00	£617.50	£587.50	N/A
1000 x 750	N/A	£653.00	£617.50	£587.50	N/A
1200 x 700	£653.00	£653.00	£617.50	£587.50	£635.25
1200 x 750	£653.00	£653.00	£617.50	£587.50	£635.25
1200 x 800	£653.00	£653.00	£617.50	£587.50	£635.25
1200 x 900	£653.00	£653.00	£617.50	£587.50	£635.25
1300 x 650	£653.00	£653.00	£617.50	£587.50	£635.25
1300 x 715	£653.00	£653.00	£617.50	£587.50	£635.30
1600 x 715	£695.10	N/A	N/A	£629.60	£677.40
1700 x 710	£695.10	N/A	N/A	N/A	£677.40
1700 x 750	£695.10	N/A	N/A	N/A	£677.40
1700 x 850	£733.20	N/A	N/A	N/A	£715.40

Prices shown includes straight or corner rail. If you require a U-rail add £15.00 and specify clearly when ordering.

The Quantock Range of trays are manufactured to a high standard and provide an economical alternative to the 'Blackdown' range, For full information please refer to the 'Shower Tray and Door Systems' Literature.

For tray accessories please see page 21

ALL Prices INCLUDE shower waste trap & self adhesive tiling strip.



Option N	Option P	Option R	Option S	Option T	
					All diagrams are left hand illustrated where applicable
N/A	£587.50	N/A	N/A	N/A	760 x 760
N/A	£587.50	N/A	£587.50	N/A	810 x 810
N/A	£587.50	N/A	£587.50	N/A	910 x 910
N/A	£587.50	N/A	£587.50	N/A	1010 x 1010
£674.60	N/A	£635.30	£587.50	N/A	1000 x 750
£674.60	N/A	£635.30	£587.50	£617.50	1200 x 700
£674.60	N/A	£635.30	£587.50	£617.50	1200 x 750
£674.60	N/A	£635.30	£587.50	£617.50	1200 x 800
£674.60	N/A	£635.30	£587.50	£617.50	1200 x 900
£674.60	N/A	£635.30	£587.50	£617.50	1300 x 650
£674.60	N/A	£635.30	£587.50	£617.50	1300 x 715
£716.70	N/A	£677.40	N/A	£659.70	1600 x 715
£716.70	N/A	£677.40	N/A	N/A	1700 x 710
£716.70	N/A	£677.40	N/A	N/A	1700 x 750
£754.80	N/A	£715.40	N/A	N/A	1700 x 850

Prices shown in this table include the Mendip shower tray, standard drainage option (see separate literature), shower screen, curtain and rail.



Shower Doors ONLY

The Kentmere Range

When ordering doors please state the size that is needed. Prices shown below are for doors that suit our Quantock & Blackdown range of shower trays. For door configurations made to a special size, please add £30.00 All diagrams are left hand illustrated where appropriate.

			WITH RAIL & CURTAIN	WITHOUT RAIL & CURTAIN	
Option B			Curtain rail & curtain.	£49.90	N/A
Option C			Fixed 750mm half height panel, floor to ceiling pole, L-shaped rail & curtain.	£257.70	£221.20
Option D			2 x fixed half height panels, one 350mm on front, with floor to ceiling poles with one door hung from each panel, L-shaped rail & curtain.	£590.90	£554.30
Option E			Fixed 400mm half height panel with floor to ceiling pole, a pair of bi-folds meeting on the corner; L-shaped rail & curtain.	£547.20	£510.60
Option F			2 x fixed 300mm panels with floor to ceiling poles, with a door hung from each panel, L shaped rail & curtain	£534.90	£498.30
Option G			A pair of bi-fold doors for front entry, straight rail & curtain.	£443.40	£406.90
Option H			A pair of bi-fold doors for corner entry, L-shaped rail & curtain.	£443.40	£406.90
Option J			Bi-fold door and a single door, L-shaped rail & curtain.	£407.90	£371.40

Prices shown include a straight or corner rail. If you require a U-rail add £15.00 and specify clearly when ordering.

design your own shower doors...

We can manufacture special door configurations to suit your requirements. If you need something other than shown here, just provide us with a diagram and we will provide a competitive quotation and a speedy delivery time.

For Vibrantz Doors add £95.00

See separate literature for details

			WITH RAIL & CURTAIN	WITHOUT RAIL & CURTAIN	
Option K			Bi-parting doors for front entry, straight rail & curtain.	£377.90	£341.30
Option M			Fixed 400mm half height panel, floor to ceiling pole, bi-fold door hung from opposite wall for front entry, straight rail & curtain.	£425.70	£389.10
Option N			Fixed 500mm half height panel, tri-fold door meeting the panel for corner entry, L-shaped rail & curtain.	£465.00	£428.50
Option P			Bi-parting doors for corner entry, L-shaped rail & curtain	£377.90	£341.30
Option R			Fixed 500mm half height panel, bi-fold door meeting the panel for corner entry, L-shaped rail & curtain.	£425.70	£366.10
Option S			Bi-fold door for front entry straight rail & curtain.	£377.90	£321.10
Option T			Bi-folding door meeting a single door for front entry, straight rail & curtain.	£407.90	£371.40
Option V			1 tri-folding door meeting a bi-folding door for corner entry, with L-shaped rail & curtain.	£465.00	£428.50
Option W			Tri-folding door for front entry straight rail & curtain.	£407.90	£371.40



Shower Doors ONLY

The Touch 'n'Go Range

RS=RiseSlider
AA=Air Assisted

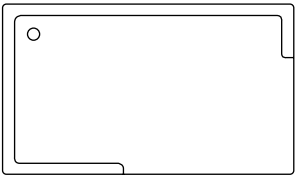
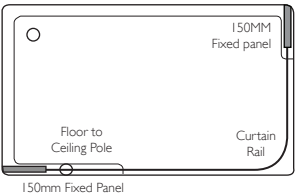
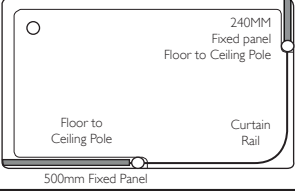
When ordering doors please state the size that is needed.
 All diagrams are left hand illustrated where applicable.

For further information in the Touch 'n' go range see 'Tray and Door literature'.

			WITH RAIL & CURTAIN	WITHOUT RAIL & CURTAIN	
Option 1			Pair of sliding doors meeting on the corner; L-shaped rail & curtain.	RS £470.70 AA £579.90	RS £434.20 AA £543.40
Option 2			One set of sliding doors hung off one side latching on opposite wall, straight rail & curtain,	RS £356.00 AA £407.90	RS £319.50 AA £371.40
Option 3			One fixed 400mm half height panel with floor to ceiling pole, one sliding door hung from opposite wall, straight rail & curtain.	RS £433.90 AA £487.10	RS £397.30 AA £450.60
Option 4			Pair of sliding doors hung between walls meeting in the middle, straight rail & curtain.	RS £470.70 AA £569.70	RS £434.20 AA £543.40
Option 5			One fixed 400mm half height panel with floor to ceiling pole, one sliding door hung off the pole and latching on the opposite wall, straight rail & curtain.	RS £433.90 AA £487.10	RS £397.30 AA £450.60
Option 6			Fixed 400mm half height panel with floor to ceiling pole with a pair of sliders meeting a pair off sliders on the corner; L-shaped rail & curtain.	RS £600.40 AA £723.30	RS £563.90 AA £686.70
Option 7			2 x fixed panels with floor to ceiling poles, one panel 400mm on front with one slider hung from it meeting the other panel, L-shaped rail & curtain.	RS £664.60 AA £726.00	RS £628.00 AA £689.50

Mountbatten Range

All diagrams are left hand illustrated where applicable.

Mountbatten Tray		Tray Only 1200 x 750mm	£253.80
Mountbatten Option 1		Shower tray, trap, 2 x 150mm full height panels, separate floor to ceiling pole, curtain and rail, Available with swivel seat Ref: Mountbatten Option 1S	£565.10 Option 1S £709.00
Mountbatten Option 2		Shower tray, trap, 1 x fixed full height panel 500mm and 1 x fixed full height panel with pole 240mm, separate floor to ceiling pole, curtain and rail.	£628.10

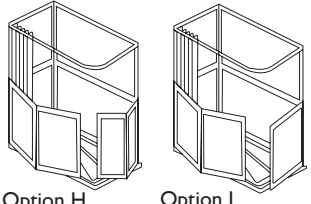
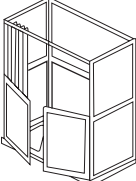
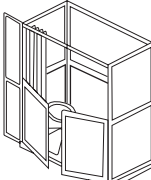
For full information on this range please see separate 'Shower Tray and Door Systems' literature. If you require this literature please contact the office.

Shower Cubicles

■ Blackdown Range

■ Mendip Range

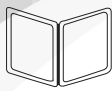
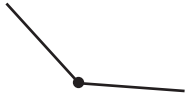






All diagrams are left hand illustrated where applicable. Additional door Configurations are available and are priced on request. For further details see separate 'Cubicle literature'.

Impress		2 sided enclosure Includes shower tray, 2 full height panels, 1/2 height doors, corner rail and curtain, grab rail.	1000 x 1000 1250 x 710, 1250 x 830 1500 x 710, 1500 x 830	£ 1,022.00
			1000 x 1000 1250 x 710, 1250 x 830 1500 x 710, 1500 x 830	£ 1,096.40
Snowdon		3 sided enclosure Includes shower tray, 3 full height panels, 1/2 height doors, straight rail and curtain, grab rail, Available with half height left or right panel. POA	1000 x 1000 1250 x 710, 1250 x 830 1500 x 710, 1500 x 830	£ 1,022.00
			1000 x 1000 1250 x 710, 1250 x 830 1500 x 710, 1500 x 830	£ 1,096.40
Toilet Cubicle		3 sided enclosure with toilet & basin. Includes shower tray, 3 full height panels, 1/2 height doors, straight rail and curtain, grab rail, toilet and frame, cistern, basin and inspection unit.	1250 x 710, 1250 x 830 1500 x 710, 1500 x 830	£ 2,050.00

All enclosures are made to order

Optional Extras - Roof 33.00
Light/Fan 72.00

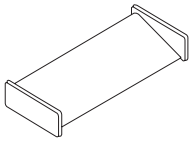
Portable Folding Screens

IPS1			750 High x 650 x 650	£187.70
IPS2			750 High x 750 x 750	£191.20
IPS3			750 High x 1000 x 1000	£213.70
IPS4			750 High x 400 x 225 x 225 x 400	£230.70

See Tray and Door literature for further details.

Shower Tray Accessories

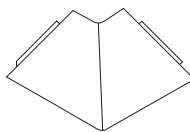
Straight Ramp Ref: RK/1



2 meter straight length ramp which can be cut to length. Suitable for the Quantock & Blackdown trays.

£63.10

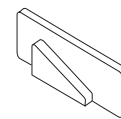
Corner Section Ref: RK4



Corner section for creating a corner ramp when used in conjunction with RS/. Suitable for the Quantock & Blackdown trays.

£33.00

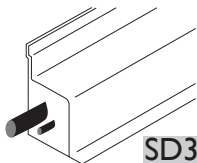
End Cap Ref: RK2/3



If you require extra end caps they are available. Suitable for the Quantock and Blackdown trays.

£11.60

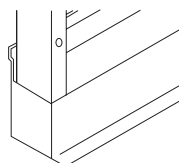
Service Ducting



To Conceal any exposed piping around the shower tray.

SD3	1.3m	£58.00
SD1	1.5m	£58.00
SD4	2.1m	£73.40
SD2	2.4m	£73.40

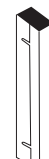
Infil Post Ref: DPI



If you are using service ducting and doors you may require an infil post to secure the doors to.

£32.20

Pack off posts



Adjustable 'Pack Off Post' available in two sizes

30-45mm Ref:POP/A
55-70mm Ref: POP/B

£33.00

Grab Rails

Description	Reference	Price
White Grab Rails		
Insulated grab rail 300mm (12")	IG 1F	£9.30
Insulated grab rail 450mm (18")	IG 4F	£10.30
Insulated grab rail 600mm (24")	IG 5F	£10.50
Insulated grab rail 914mm (36")	IG 6F	£18.70
Coloured Grab Rails		
Blue red or yellow insulated grab rail 300mm (12")	IG 1F/COLOUR REQ.	£13.50
Blue red or yellow insulated grab rail 450mm (18")	IG 4F/COLOUR REQ.	£14.40
Blue red or yellow insulated grab rail 600mm (24")	IG 5F/ COLOUR REQ.	£14.60
Angular Grab Rails		
Insulated 90° angular grab rail 450mm x 450mm	IG 7	£61.80
Insulated 90° angular grab rail 600mm x 600mm	IG 8	£74.70

Drop Down Rails

Description	Reference	Price
B Fold down rail 550mm	DR1	£45.10
B Fold down rail 760mm	DR2	£47.70
B Floor mounting post to suit any hinged rail	DR3	£72.10
B Fold down rail 550mm with leg support	DR5	£95.30
B Fold down rail 760mm with leg support	DR6	£97.90
B Fold down rail 760mm with toilet roll holder	DR7	£50.30
B Fold down rail 760mm with leg support & toilet roll holder	DR8	£100.50

Floor To Ceiling Poles

Description	Reference	Price
Floor to ceiling pole 2500mm	FCP	£46.40
Floor to ceiling pole extension 600mm	FCP/EXTENSION	£21.20
Floor to wall rail	FWP	£62.30

Toilet Plinths

Description	Reference	Price
Toilet Plinth 50mm	IP-50	£63.50
Toilet Plinth 75mm	IP-75	£63.50
Toilet Plinth 100mm	IP-100	£63.50

Curtain Rails

Description	Reference	Price
Straight shower rail 1300mm	SR13	£27.20
Straight shower rail 2000mm	SR20	£28.40
Straight shower rail 2500mm	SR25	£29.50
Flexi rail - easi bend 2800mm	SR28	£51.40
Flexi rail - jendico 3600mm	SR36	£82.50
Corner shower rail 900 x 900	CR9X9	£30.20
Corner shower rail 1200 x 1200	CR12X12	£32.40
Corner shower rail 1300 x 900	CR13X9	£30.50
Corner shower rail 1500 x 900	CR15X9	£31.20
Corner shower rail 1800 x 900	CR18X9	£32.50
U rail 900 x 1230 x 900 (Suitable for LD1)	UR1	£39.60
U rail 900 x 1330 x 900 (Suitable for LD6)	UR2	£41.80
U rail 900 x 1450 x 900 (Suitable for LD3)	UR3	£44.00
U rail 950 x 950 x 950 (Suitable for LD2)	UR4	£37.70
U rail 860 x 860 x 860 (Suitable for LD4)	UR5	£37.70
U rail 810 x 740 x 810 (Suitable for LD5)	UR6	£37.70
U rail 1150 x 1150 x 1150 (suitable for LD7)	UR7	£44.00
Curtain rail support rod (1200mm)	CRS1	£9.30
Spare hooks and gliders	SRS	£2.70

Shower Curtains

Description	Reference	Price
Shower curtain 1800 wide x 1250 drop	IC1.8X1.2	£19.70
Shower curtain 1800 wide x 1800 drop	IC1.8X1.8	£19.70
Shower curtain 1800 wide x 2000 drop	IC1.8X2.0	£21.40
Shower curtain 2400 wide x 1800 drop	IC2.4X1.8	£22.10
Shower curtain 1800 wide x 2400 drop	IC1.8X2.4	£22.10
Shower curtain 2000 wide x 1800 drop	IC2.0X1.8	£21.40
Shower curtain 2000 wide x 2000 drop	IC2.0X2.0	£22.10
Shower curtain 2200 wide x 1800 drop	IC2.2X1.8	£22.10
Shower curtain 2200 wide x 2200 drop	IC2.2X2.2	£22.10

Shower Seats

Description	Reference	Price
Deluxe fold down shower seat with back and arms	S1	£179.00
Deluxe fold down padded shower seat with back and arms	S1/P	£231.80
Deluxe fold down horseshoe padded shower seat with back and arms	S1/HP	£231.80
Fold down shower seat	S2	£79.90
Fold down padded shower seat	S2/P	£117.20
Fold down horseshoe padded shower seat	S2/HP	£117.20
Deluxe ergonomically curved shower seat with support legs	S3	£333.70
Fold down padded seat	S4	£68.30
Freestanding shower chair	S5	£79.90
Freestanding shower stool	S6	£61.80
Swivel shower seat	S7	£144.20
Fold down shower seat with wide seating area	S9	£135.20

Drainage Solutions & Shower Waste Pumps

Trap-a-Dapta

Description	Reference	Price
Gravity waste for vinyl floor	TAD 1	£29.80
Gravity waste for tiled floor	TAD 2	£31.80
Pumped waste for vinyl floor	TAD 3	£32.80
Pumped waste for tiled floor	TAD 4	£33.80

Trap-a-Dapta with shower waste trap

Description	Reference	Price
TAD1 with Dallmer Solos trap - horizontal drainage	WSF1 H	£39.50
TAD1 with Dallmer Solos trap - vertical drainage	WSF1 V	£39.50
TAD2 with Dallmer Solos trap - horizontal drainage	WSF2 H	£43.00
TAD2 with Dallmer Solos trap - vertical drainage	WSF2 V	£43.00

Gravity Drainage

Description	Reference	Price
Dallmer shower waste trap for a shower tray - horizontal drainage	SLT/H	£11.90
Dallmer shower waste trap for a shower tray - vertical drainage	SLT/V	£11.90
Mcalpine shower waste trap - horizontal drainage	STW3	£8.90
Mcalpine wet floor gully - horizontal drainage	TSG1	£56.50
Mcalpine wet floor gully - vertical drainage	TSG2	£56.50

Shower Waste Pumps

Description	Reference	Price
Shower waste pump - top or bottom suction When used with the trap-a-dapta TAD3 it can be used as a wet floor pump	SWP	£315.50
IMPEY Digital Pump - Left Hand	IDP/LH	£497.80
IMPEY Digital Pump - Right Hand	IDP/RH	£497.80
Smoothflow Pump - Complete	SWP/SFC	£538.40
Smoothflow Pump - Upgrade Kit	SWP/SFU	£303.10
Additional Flow Sensor	SWP/SFS	£95.00

Pump Accessories

Shower waste pump - flow switch	SWP/FS	£33.40
Shower waste pump - digital flow sensor	SWP/DPFS	£40.50
Shower waste pump - filter for digital pump	SWP/FIL	£10.30
Shower waste pump - digital flow sensor and filter	SWP/FSF	£43.50
Shower waste pump - service kit	SWP/K	£17.60
Shower waste pump - adaptor 1+½ (40mm) - 15mm	SWP/A	£7.30
Shower waste pump - transformer	SWP/T	£100.80
Shower waste pump - mixer valve conversion kit	SWP/MX	£55.70
Shower waste pump - pump only	SWP/PO	£167.20
Shower waste pump - tray trap for digital pump	SWP/D.TRAP	£10.10
Shower waste pump - phlex top suction kit	SWP/PHLEX	£37.90

Taps

Description	Reference	Price
B Basin taps lever action (3")	DLT101	£40.50
B Bath taps lever action (3")	DLT102	£42.50
B Bath shower mixer - deck mounted (3")	DLT106	£75.30
B Bath filler - deck mounted (3")	DLT108	£69.70
B Monobloc basin mixer (3")	DLT113	£60.90
B Monobloc bidet mixer (3")	DLT114	£62.50
B Sink taps (3")	DLT103	£44.30
B Sink mixer - deck mounted (3")	DLT105	£60.90
B Monobloc sink mixer (3")	DLT104	£67.50
B Thermostatic mono-block sequential mixing tap	INI001CP	£205.60
B Lever bridge sink mixer with adjustable centres (3")	DLT305B	£65.80
B 6" Lever Handle Operation	DLV002	£19.70
B Lever operated spray mixer	L098CP	£80.30
B Standard basin mixer tap temperature regulator	INI80CP	£65.50
B INTAMIX Mixing valve 15/22mm CP	IN22CP	£63.00
B INTAMIX Mixing valve 15/22mm & a Pair of Intaball MX Valves	INMX22CP	£80.60

Showers & Accessories

Description	Reference	Price
B Mira Advance Flex	MIRAFLEX87	£280.50
B Redring Selectronic Plus 8.5	SEL85P	£287.00
B Redring Selectronic Plus 9.5	SEL95P	£304.30
B Redring Selectronic Plus 10.8	SEL108P	£341.30
B Expressions 570 8.5	EX5508	£221.20
B Expressions 570 9.5	EX5509	£230.70
B Expressions 500 8.5	EX500	£133.60
B Modern Exposed Shower Kit	INI410CP	£331.00
B Modern Concealed Shower Kit	IN2410CP	£340.00
B Modern Concealed Shower Kit - Fixed Head	INI510CP	£324.00
B INTA ION Bar Shower Mixer Kit	INI4CP	£107.40
B INTA PLUS Bar Shower Mixer Kit	INI445CP	£173.00
B INTA FLO Dual Control Bath Shower Mixer Kit	IN007CP	£443.00

Shower Valves Only

B Minimalistic Exposed Sequential Shower Valve with paddle	IN013CP	£331.00
B Minimalistic Concealed Sequential Shower Valve with Paddle	IN014CP	£331.00
B Modern Sequential Concealed Shower Valve with ext lever	IN314CP	£226.00

Accessories

B Exposed elbows - chrome	R1500 Elbows	£27.50
B 24" sliding rail - chrome	TSF19	£24.70
B White rombo hand spray	TSF23WH	£12.10
B Wall bracket - chrome	RLE19	£14.00
B 1500mm 1/2 x 1/2 hose - conical - wide bore - chrome	SKA216C/DI	£16.50
B INTAMIX Mixing valve 15/22mm CP	IN22CP	£63.00
B INTAMIX Mixing valve 15/22mm & a Pair of Intaball MX Valves	INMX22CP	£80.60

Whale/Redring pump & Shower

Description	Reference	Price
Shower		
B Redring Selectronic WP Plus 8.5	RWP2	£286.50
B Redring Selectronic WP Plus 9.5	RWP3	£302.90
Shower Waste Pump		
Shower Waste Pump with Redring connection - tray trap	RWPI	£307.00
Shower Waste Pump with Redring connection - wet floor gully	RWPI & TAD3	£335.80

Ancillary Bathroom Products

Description	Reference	Price
Clos-o-mat standard toilet optional extras priced on request	CLOS	POA
Gebberit toilet + delivery charge optional extras priced on request	GEBBERIT	POA
Handy Bather inflatable lift (Mains Operated)	HANDY/M	
Handy Bather inflatable lift (Battery Operated)	HANDY/B	
B Apres Body Dryer	APRES BODY DRYER	POA
Document 'M' Pack - low level	315K	£606.30
Document 'M' Pack -low level - blue grab rail	316K	£656.40
Document 'M' Pack - close coupled	315KCC	£606.30
Document 'M' Pack - close coupled - blue grab rails	316KCC	£656.40

See Accessories brochure for further information.

Notes



Notes

Terms and Conditions

1. DEFINITIONS

In these conditions "the company" means IMPEY UK Ltd and the "Customer" means the person, firm or company who receives the Company's goods or to whom the Company's quotation, invoice or acknowledgement of order is addressed, "the good" means the product supplied by the company to the customer.

2. PRICES

Prices contained in a price list/quotation/catalogues etc. are those ruling at the date thereof and are for guidance only. The Company reserves the right to adjust the quoted prices to the prices current on the date of dispatch. All prices are subject to VAT at ruling rate.

3. TERMS OF PAYMENT

(a) Strictly nett within 30 days following the date of the invoice for approved accounts only.

(b) For non-approved accounts pro-forma payment/cash with order.

(c) Failure by the customer to pay in accordance with the terms of the contact shall entitle the Company at its option to withhold future deliveries until such payment has been made.

4. DELIVERY

(a) So far as it is reasonably possible the Company will meet quoted delivery dates but such dates are not guaranteed and time shall not be of the essence of this contract.

(b) The Company shall not be liable to make goods to the Customer any damage or loss arising directly or indirectly out of delay in delivery of the goods nor will the Company be liable for any consequential or special loss claimed by the Customer including without limitation delay detention loss of profit loss of production loss of time charges or liability to any third party.

(c) Should the company over deliver goods to the customer and should the customer not inform the company within 7 days in writing then the company may at its own option either repossess the excess goods or invoice them and be paid forthwith by the Customer for the excess goods at the price ruling at the date of delivery.

(d) The Company insures all goods until they reach the Customer's premises.

5. PASSING OF THE TITLE IN PROPERTY

(a) Ownership of the property in the goods supplied shall not pass to the customer until all monies owing to the company in respect of such goods have been paid to the Company in full.

(b) The risk incidental to the goods shall pass to the customer with delivery and the Company will not be liable to the customer for any loss or damage to the goods howsoever occurring after delivery to the customer.

(c) If the Customer shall, notwithstanding that he has no title to the goods supplied under paragraph (a) here of, re-sell or agree to re-sell the goods to a third party the Customer shall keep the sale proceeds of such re-sale separate and distinct from the Customers Other moneys at all times until payment in full has been made by the customer to the Company and until such payment the Company shall be entitled to such proceeds of re-sale.

(d) Nothing contained in sub-clause (c) hereof shall be deemed to create a legal charge over such proceeds of re-sale but shall impose upon the customer a fundamental contractual obligation.

6. TESTING AND INSPECTING

The Company reserves the right to change the Customer for samples.

7. CANCELLATION OR VARIATION

(a) Cancellation of an order or part of an order can only be made by mutual consent, but where the Company agrees that an order may be cancelled the Company nevertheless reserves the right levy charges on the Customer for any loss the Company has suffered as a result of that cancellation.

(b) In the event of the Customer altering the requirements of the contract after instructions have been received by the Company the Company reserves the right to amend the delivery time and to charge for the costs incurred as a result of the alteration. Goods made to special order cannot be cancelled.

8. NON-DELIVERY, DAMAGE OR LOSS IN TRANSIT

CLAIMS. Any damage or shortage in transit should be reported to IMPEY UK Ltd in writing within 3 days followed by a claim, within 7 days. In the case of non-delivery this loss should be reported within 14 days followed by a claim within 28 days. Neglect to comply with such regulations will invalidate any claim.

9. FORCE MAJEURE

The Company will make every effort to carry out the Contract in accordance with its terms but it shall not be liable for any failure on its part to perform any term of the Contract from any cause outside the Company's control including (but without prejudice to the generality of the foregoing) act of God, war strike, lock-out or other industrial dispute, fire or flood.

10. LAW AND INTERPRETATION

This Contract shall be governed by English law and the buyer shall submit to the Buyer shall submit to the non-exclusive jurisdiction of the English Courts. If any of these conditions or any part thereof is rendered void or unenforceable by any legislation to whom it is subject or by any rule of law it shall be void or unenforceable to that extent and no further.

11. Guarantee

The Company does not warrant or guarantee that the goods will be fit for the customer's specific purpose unless exact details of such purpose have been notified in writing to the Company's acceptance of the customer's order.

The Company warrants that its products will be free from defects in workmanship and materials for a period of one year from the date of consumer purchase. The Company will, as its option, repair or replace with a comparable type or size, any defective product or component without charge upon notification, examination and confirmation of the defect. This warranty applies only to manufacturing defects and does not apply to damage caused by abuse, misuse, improper installation or any other type of damage.

Consequential damages including water and re-installation costs, are excluded.

12. No verbal agreement shall be binding unless confirmed in writing.

ORDER FORM



Photocopy as required

Your Name:

Company Name:

Invoice Address:

Contact Tel:

Delivery Address: (if different)

Date:

Your Order No/Ref:

Product ref	Description	Qty	Unit Price	Total Price

Drawings to be supplied where appropriate

SIGNATURE:.....

PRINT:.....

Total value of goods	
Carriage charge	
VAT	
Total order value	

IMPEY UK Ltd
 Conquest Business Park
 Cad Road, Old Way
 Ilton, Somerset TA19 9EA
 Tel: 01460 256080
 www.impey-uk.com

Fax: 01460 259800
 Email: info@impey-uk.com

Price List

Impey UK Limited
Conquest Business Park
Cad Road, Old Way
Ilton, Somerset
TA19 9EA
T: 01460 256080
F: 01460 259800
info@impey-uk.com
www.impey-uk.com



INVESTOR IN PEOPLE

