



35 Collection  
landscapeforms®

## THE NEXT GENERATION

*35 is the next generation  
of outdoor furniture for the way  
we live, work, learn and play.*

35

creates environments for work and play, for individuals and groups, for private and public spaces. It provides an entire new range of planning options, and embodies an urbane, international spirit that's right for our time.

35

is a family of individuals, each unique and wonderful and all related by their overall gesture and character.

35

combines the typically geometric forms of architecture with softer forms based on nature and anatomy to make the connection between the man-made environment, the landscape and the human body.



## WHAT'S GOING ON OUT THERE?

For over 35 years, Landscape Forms has been listening to customers, bringing new ideas to market. The 35 collection celebrates that history and signals new history in the making.

Outdoor environments are changing. The ways people use them are changing. To learn what's going on out there and what it all signifies, we conducted research among the professionals who design, build, manage and study corporate and public spaces. Participants drew a vivid picture of new patterns, practices and priorities for outdoor spaces.

To create 35 we partnered with **frog** design, the award-winning international design firm renowned for innovation, from the Apple Computer and SONY Trinitron, to retro-futuristic cruise ships for Disney.


"It's our challenge to bring the comfort factor to outdoor spaces to create a real sense of place that feels like home."

*New York City*



Sit is a freestanding or surface-mounted bench with arms that open wide in a gesture of welcome, inviting users to feel at home. Sit is flexible. Without back, it's a perch that can be accessed comfortably from either side. With back, it's a sofa for the great outdoors. Sit is beautiful in its simplicity. Light in appearance, it is extremely strong.

Handsome three-dimensional aluminum castings provide visual interest as well as support. The perforated steel seat balances strength with transparency.





"We're seeing a need for furniture with more personality and a less heavy, institutional quality for new urban environments."

*Dallas*



Stay is a cantilever bench distinguished by a wide, graceful supporting arc. Its form is timeless: Stay appears to grow from the ground, like a blade of grass. Its spirit is timely: Stay has energy and lightness that reflect the new-urbanism esprit. It is offered in a surface-mounted version or in an embedded version that is truly groundbreaking. Landscape Forms' invisible, quick-setting, permanent installation process is a revolution in the industry.


"Many outdoor spaces are designed to line people up like birds on a wire when what we need are spaces like living rooms where people can interact."

*Chicago*



Mix is a modular system of connected seats and tables — the first of its kind in the outdoor furniture industry designed to support the many ways that people use outdoor spaces today: for work and leisure, quiet time and communication; individually and in groups; with backpacks and blackberries, laptops and lattes.





Mix has the unique ability to define space in both linear patterns and more organic modes.



Mix building blocks can be used to create a variety of settings. Tables in three shapes provide the “hinge” that gives the system its exceptional flexibility. Tables can be configured to define territory and provide separation between seating areas, and to orient settings that support one-on-one and group interaction.

Mix can be freestanding, surface-mounted or embedded. A vibrant new coordinated color palette for aluminum castings and extrusions, polycarbonate seat inserts, and solid surface acrylic tables offers expressive opportunities for outdoor environments.



"Some of our corporate clients have determined that casual relationships are as important for business as workstation relationships."

*Denver*



Mingle brings everybody to the table. It's an especially good fit on the corporate campus where a growing number of companies are recognizing the value of informal interaction for sharing information and building culture.

Mingle takes an off-center approach to attached tables and seating. The graceful continuity of its structural frame is open and inviting, imparts a sense of energy and flow, and makes it very easy to get in and out. There are two-, three-, four-, five- and six-seat versions, with or without backs. The three- and five-seat styles are wheelchair accessible. Umbrellas are optional.







"As designers, the more product choices we have, the better."

Washington DC



Pitch is a litter receptacle with flair. It works with other members of the 35 family, and offers an attractive choice for stand-alone applications as well. The small footprint relative to capacity of this receptacle makes it a boon for tight spaces. Offered with top or side opening, its lift-off top enables it to be placed anywhere. Pitch's cast-iron base is

heavy and stable, its aluminum sides are perforated for ventilation, its rotationally-molded top is easy to remove and clean, and its black poly liner is made of 100% recycled material.

"We're working with major clients to achieve a more humane, personal style in outdoor spaces."

*Houston*



Chill is a chaise lounge for commercial outdoor environments that celebrates the spirit of the 35 collection. Its sculptural form echoes the human body and supports the sitter in a position that's reclined, but not exposed. Chill introduces a welcome, relaxed posture


in the public sphere. But don't let its laid-back looks deceive. Weighing in at a hefty 60 pounds, Chill is strong, durable, easy to clean rotationally molded polyethylene, and can be surface mounted where required.





"People are what make a space great. We have to provide elements and opportunities that encourage people to use it."

*Grand Rapids*



Shade is an umbrella with a butterfly-like form that hovers, shields and beckons. In addition to providing protection from the sun, this graceful canopy of interlocking wings imparts an inviting sense of place. Arranged side-to-side in multiples, its squared shapes meet to create "waves" that define and embrace larger spaces. Unique in design and construction, Shade's winged panels are

suspended from the top of the pole rather than supported from underneath by a structural web. And although it looks as light as air, Shade is exceptionally strong, sturdy and built for year-round use to withstand heavy wind, rain and snow.


## A STORY IN MATERIALS AND COLOR

*35 brings together leading edge design, innovative use of materials, and a specially developed program of coordinated colors and finishes.*

The 35 collection utilizes aluminum extrusions for superior corrosion resistance and aluminum castings for strength with lightness to express complex three-dimensional forms. It introduces high-performance polycarbonate for seat inserts and umbrella wings to provide extreme strength with a thin profile and translucent color. And it features compression-molded solid surface Marneaux® in tabletops that impart a translucent glow.

Just as the design of 35 is based on related, but not identical forms, the color program brings together variations on a theme, not identical colors, within nine color groups. Each group defines a palette of related colors appropriate to their materials.

Basic colors are inspired by bronze, steel, concrete and granite of contemporary architecture. The next level adds more festive colors to provide punch that contributes to, but doesn't upstage, the aesthetics of outdoor space. An especially appealing aspect of the 35 color story is its introduction of translucent color to furniture for outdoor environments.



Chill design is protected by U.S. Patent No. D490,618.

Sit design is protected by U.S. Patent No. D507,426; D512,229.

Stay design is protected by U.S. Patent No. D507,420; D516,337; D 509,675; D513,893.

Mix design is protected by U.S. Patent No. D522,283; D 522,282; D 522,281; D523,666; D526,148; D526,147; D526,149; D526,518.

Mingle design is protected by U.S. Patent No. D 513,566; D542,060; D542,061; D542,572; D 542,572.


Pitch design is protected by U.S. Patent No. D536,148.

Shade design is protected by U.S. Patent No. D516,294.

*Location Photography:* Our thanks to COPIA: The American Center for Wine, Food & the Arts, Napa, CA

Landscape Forms supports the Landscape Architecture Foundation at the Second Century Level.

© 2008 Landscape Forms, Inc.





landscapeforms®

431 Lawndale Avenue, Kalamazoo, MI 49048 800.521.2546 [www.landscapeforms.com](http://www.landscapeforms.com)