

L O S T      A R T

HISTORIC GARDEN FURNITURE

## A Passion for Benches



### The Squirrel Bench

High Victorian design, featuring animals within a naturalistic setting. Cast ends with hand chamfered slats in oak.

Design registered in 1868 and produced by George Smith at the Sun Foundry, Glasgow.

### For further information:

**Dominic Liptrot:** 1 Yewdale Crescent,  
Wigan, Lancashire. WN1 2HP

Tel/fax: **01257-464601**

Email: [office@lost-art.co.uk](mailto:office@lost-art.co.uk)

Website: [www.lost-art.co.uk](http://www.lost-art.co.uk)



1 Yewdale Crescent  
Wigan  
Lancashire  
WN1 2HP

L O S T      A R T

T: 01257 464601  
F: 01257 464601  
[office@lost-art.co.uk](mailto:office@lost-art.co.uk)  
[www.lost-art.co.uk](http://www.lost-art.co.uk)



## **THE BASSENTHWAITE SEAT**

Highly adaptable according to customer requirements. Available in virtually any size, from a single seat. The basic 4'6" bench can be extended to 6 ft or 8 ft with the addition of additional supports. Matching stools and tables are also available.

The seats feature a crafted wrought iron frame with a hand chamfered slatted seat in well seasoned wood.

A heavier duty version of the seat is available for use in public spaces and has proved very popular, having recently been supplied to one of London's Royal Parks as part of a restoration scheme.

1 Yewdale Crescent  
Wigan  
Lancashire  
WN1 2HP

L O S T      A R T

T: 01257 464601  
F: 01257 464601  
office@lost-art.co.uk  
www.lost-art.co.uk



## **BELMONT TREE SEAT**

A substantial bench, suitable for use in either public or private grounds. Constructed in hand crafted and riveted ironwork, zinc-plated and painted to customer's requirements.

The Belmont, as with our other tree seats can be produced either as a full circle seat or as a part circle to suit a particular location.

1 Yewdale Crescent  
Wigan  
Lancashire  
WN1 2HP

L O S T      A R T

T: 01257 464601  
F: 01257 464601  
office@lost-art.co.uk  
www.lost-art.co.uk



## THE BLACKBERRY SEAT

Constructed in cast iron with timber slats. The bench supports feature a well-detailed naturalistic design incorporating branches, leaves and fruit.

Available in one, two or three seater versions, a matching table complements this design and can be tailored to individual requirements.

The Blackberry seat provides a good example of how Lost Art can produce bespoke items based on historical designs. The use of shaped slats allows us to construct a circular tree seat and other configurations are also a possibility

Lost Art can also provide a full installation service for our seating.

1 Yewdale Crescent  
Wigan  
Lancashire  
WN1 2HP

L O S T      A R T

T: 01257 464601  
F: 01257 464601  
office@lost-art.co.uk  
www.lost-art.co.uk



## **THE BOWNESS BENCH**

Graceful, flowing curves make up the cast iron ends of the Bowness.

With a central support, along with well seasoned and hand chamfered timber slats, this bench can be constructed as a comfortable three-seater, equally suited to private or public spaces.

Also available as a single or two-seater bench.

1 Yewdale Crescent  
Wigan  
Lancashire  
WN1 2HP

L O S T      A R T

T: 01257 464601  
F: 01257 464601  
office@lost-art.co.uk  
www.lost-art.co.uk



## THE CARTMEL

Striking an excellent balance between simplicity and strength, the Cartmel combines profiled timber slats with wrought iron ends and supports.

Produced by Lost Art for a regeneration project in one of London's Royal Parks, the benches are exact replicas of those originally found in the park and provide an excellent illustration of our commitment to historical accuracy and authenticity.

The type of timber and finish of the metal can be varied according to customer requirements.

1 Yewdale Crescent  
Wigan  
Lancashire  
WN1 2HP

L O S T      A R T

T: 01257 464601  
F: 01257 464601  
office@lost-art.co.uk  
www.lost-art.co.uk



## **CIRCULAR TREE SEAT**

In wood and cast iron. The Blackberry design is an excellent example of how Lost Art can adapt ends in order to create individual items shaped for a particular location. The curving of the wood is a further indication of the skill of the Lost Art craftsmen

Other designs that lend themselves to bespoke creations include the Serpent and Sea Dragon designs.

1 Yewdale Crescent  
Wigan  
Lancashire  
WN1 2HP

L O S T      A R T

T: 01257 464601  
F: 01257 464601  
office@lost-art.co.uk  
www.lost-art.co.uk



## **CROOKDALE SEAT**

This nineteenth century seat features attractive leaf patterned cast iron ends with slats in well-seasoned timber. The slats can be painted to match the ends or oiled in order to display the qualities of the wood.

The bench can be produced as a single, two or three-seat version.

1 Yewdale Crescent  
Wigan  
Lancashire  
WN1 2HP

L O S T      A R T

T: 01257 464601  
F: 01257 464601  
office@lost-art.co.uk  
www.lost-art.co.uk





## **THE CROSSTHWAITE**

**Developed from our popular Cartmel bench which currently adorns a number of regeneration projects including London's Royal Parks.**

**Constructed in riveted wrought iron, the Crossthwaite features flowing bench supports and rounded metal slats. The length, gauge and finish of benches all accord with client requirements.**


**The Crossthwaite can also be adapted to non-linear configurations, including circular tree seating.**

**1 Yewdale Crescent  
Wigan  
Lancashire  
WN1 2HP**

**L O S T      A R T**



**T: 01257 464601  
F: 01257 464601  
office@lost-art.co.uk  
www.lost-art.co.uk**



## THE CROWHURST SEAT

Hand crafted using traditional woodworking methods and skills from specially selected well seasoned oak, with an oiled or natural finish.

A substantial and impressive seat, the Crowhurst would enhance any private or public grounds, garden, green or square.

Available as a single item, or multiple seats can be arranged together to form a tree seat or a focal point for a seating area.

The nature of the Crowhurst seat means that, when used as a group, it allows multiple occupancy whilst the separate units create the feeling of individual use. Perfect for lonely contemplation or shared seclusion.

1 Yewdale Crescent  
Wigan  
Lancashire  
WN1 2HP

L O S T      A R T



T: 01257 464601  
F: 01257 464601  
office@lost-art.co.uk  
www.lost-art.co.uk



## **DRAGON BENCH**

Striking figurative cast iron ends with hand chamfered oak slats.

The bench can be produced as a single or two-seat version and is finished to customer requirements.

The benches shown have been painted by Lost Art's decorative artist.

1 Yewdale Crescent  
Wigan  
Lancashire  
WN1 2HP

L O S T      A R T

T: 01257 464601  
F: 01257 464601  
office@lost-art.co.uk  
www.lost-art.co.uk



## **ELTERWATER BENCH**

This particularly comfortable bench features chamfered wooden slats in a curved shape on rustic style cast iron supports.

The rustic style is characteristic of the early period of Victorian garden bench design.

The supports are sufficiently substantial that the seat may be installed in either private or public grounds.

1 Yewdale Crescent  
Wigan  
Lancashire  
WN1 2HP

L O S T      A R T

T: 01257 464601  
F: 01257 464601  
office@lost-art.co.uk  
www.lost-art.co.uk



## EMBLEM BENCH

A substantial bench featuring a number of national symbols within the interesting decoration to the cast iron bench ends.

The timber slats are arranged in a curved shape making this a particularly comfortable bench. It is suitable for both public and private gardens.

1 Yewdale Crescent  
Wigan  
Lancashire  
WN1 2HP

L O S T      A R T

T: 01257 464601  
F: 01257 464601  
office@lost-art.co.uk  
www.lost-art.co.uk



## **THE GRIZEBECK**

Produced by Lost Art from the Victorian original, the Grizebeck was specially designed for the Park and Public Pleasure Grounds. The ends feature imitations of oak branches


A handsome seat with cast-iron rustic supports and solid wooden slats, it is both comfortable and strong.

Available as a two-seat bench using 2 ends or as a longer bench using multiple ends.

1 Yewdale Crescent  
Wigan  
Lancashire  
WN1 2HP

L O S T      A R T

T: 01257 464601  
F: 01257 464601  
office@lost-art.co.uk  
www.lost-art.co.uk



## **THE HESKIN BENCH**


This simple classical design with cast iron ends incorporates a scrolled top with supporting hardwood slats and is braced with an iron frame for added strength.

The robust nature of both the bench ends and the seat slats means that the Heskin is particularly suited for use in public spaces.

1 Yewdale Crescent  
Wigan  
Lancashire  
WN1 2HP

L O S T      A R T

T: 01257 464601  
F: 01257 464601  
office@lost-art.co.uk  
www.lost-art.co.uk



## THE HORSE CHESTNUT

Recrafted from a 19<sup>th</sup> Century Coalbrookdale design.  
Features detailed cast iron ends and seat frame  
combined with fitted oak slats.

This design is available as a 4'6" or 6'6" bench  
or as a single seat.

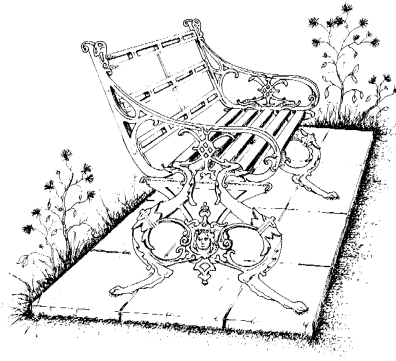
Colour and finish are according to customer requirements.

1 Yewdale Crescent  
Wigan  
Lancashire  
WN1 2HP

L O S T      A R T

T: 01257 464601  
F: 01257 464601  
office@lost-art.co.uk  
www.lost-art.co.uk





## THE ITALIAN

Based on the 19<sup>th</sup> century Coalbrookdale *Italian* design, this elegant yet substantial bench, features two griffins and a classical Italian face in each of the finely detailed ends.

The bench is formed by two cast iron ends and a cast iron back, whilst the bench slats may also be cast iron or produced from well seasoned timber.

The bench is finished to customer requirements.

1 Yewdale Crescent  
Wigan  
Lancashire  
WN1 2HP

L O S T      A R T

T: 01257 464601  
F: 01257 464601  
office@lost-art.co.uk  
www.lost-art.co.uk



### **LANGDALE BENCH**

Traditionally used in town centres, this cast iron and timber bench incorporates ends with a central aperture, allowing for the inclusion of crests, commemorative dates or plaques.

A robust style of bench, the usual well-seasoned timber slats can be replaced by steel sections for greater resistance to vandalism and abuse.

1 Yewdale Crescent  
Wigan  
Lancashire  
WN1 2HP



T: 01257 464601  
F: 01257 464601  
office@lost-art.co.uk  
www.lost-art.co.uk



## THE LYTHAM

An elegant yet durable 19<sup>th</sup> Century design.

The bench features scrolled cast iron ends with slats in well seasoned timber incorporating a scalloped back.

Suitable for both private and public areas.

A recent Lost Art commission saw us supply both benches and specially adapted versions produced as picnic tables for a Grade I listed building estate.

1 Yewdale Crescent  
Wigan  
Lancashire  
WN1 2HP

L O S T      A R T

T: 01257 464601  
F: 01257 464601  
office@lost-art.co.uk  
www.lost-art.co.uk



## McCLAREN No.1

A particularly rare design, recrafted by Lost Art from the McClaren Foundry Design No.1.

Features intricate scrollwork within the cast iron bench ends and a cast iron seat and back frames. The timber slats are hand sprung into position within the channels of the frame.

The bench is available in 4ft 6in and 6ft 6in sizes and the timbers can either be oiled or painted to match the colour of the ironwork.

1 Yewdale Crescent  
Wigan  
Lancashire  
WN1 2HP

L O S T      A R T



T: 01257 464601  
F: 01257 464601  
office@lost-art.co.uk  
www.lost-art.co.uk



## **McCLAREN No.2.**

Recrafted by Lost Art from the McClaren Foundry Design No.2. A particularly rare design from the Victorian period and featuring more intricate scrollwork and infill than the No.1 design.

The timber slats are hand sprung into position within the channels of the cast metal frame.

The bench is available in 4ft 6in and 6ft 6in sizes and the timbers can either be oiled or painted to match the colour of the ironwork.

1 Yewdale Crescent  
Wigan  
Lancashire  
WN1 2HP

L O S T      A R T

T: 01257 464601  
F: 01257 464601  
office@lost-art.co.uk  
www.lost-art.co.uk



## THE MEDIEVAL BENCH

A particularly rare design, based on a 19<sup>th</sup> Century Coalbrookdale *Medieval* pattern.

Constructed from cast iron and timber, the seat features cast iron seat and back frame into which the timbers are hand sprung.

The cast iron ends feature intricate yet well defined decoration.

1 Yewdale Crescent  
Wigan  
Lancashire  
WN1 2HP

L O S T      A R T

T: 01257 464601  
F: 01257 464601  
office@lost-art.co.uk  
www.lost-art.co.uk



## **NASTURTIUM SEAT**

Features attractive, detailed leaf patterned cast iron ends with slats in well-seasoned timber.

The bench can be produced as a single, two or three-seat version.


Currently in development is a further version of the bench featuring a figurative cast iron back.

**1 Yewdale Crescent  
Wigan  
Lancashire  
WN1 2HP**

**L O S T      A R T**



**T: 01257 464601  
F: 01257 464601  
office@lost-art.co.uk  
www.lost-art.co.uk**



## **THE PROMENADE**

An ideal bench for use in locations that attract high numbers of people and high volume of use, a sea-front being an excellent example

The Promenade features substantial shaped timber slats and cast iron bench ends. The addition of further cast bench supports allows for the construction of a larger than average bench – the examples shown are 14 feet in length.

1 Yewdale Crescent  
Wigan  
Lancashire  
WN1 2HP

L O S T      A R T

T: 01257 464601  
F: 01257 464601  
office@lost-art.co.uk  
www.lost-art.co.uk





## THE RUSTIC BENCH

An excellent example of the Victorian liking for a rustic style of bench end that reflected and celebrated the natural environment, the curling of the bench arm supports also offer a degree of styling that reflects mastery over the material in which it was produced.

Reproduced by Lost Art from Victorian originals restored and recrafted as part of a lottery funded project, the substantial nature of both the cast iron ends and the seat timbers make this a suitable bench where both historical accuracy and high volume patterns of use are priority consideration.

1 Yewdale Crescent  
Wigan  
Lancashire  
WN1 2HP

L O S T      A R T

T: 01257 464601  
F: 01257 464601  
office@lost-art.co.uk  
www.lost-art.co.uk



## SEA DRAGON BENCH

Detailed figurative ironwork seat supports with  
woodwork in well seasoned timber.

Available as a single or double-seat bench.  
With the addition of further supports the length  
of the bench can be extended as required by the  
client.

The design of the support also lends itself to  
adaptation to a variety of configurations,  
including circular or shaped benches.

1 Yewdale Crescent  
Wigan  
Lancashire  
WN1 2HP

L O S T      A R T

T: 01257 464601  
F: 01257 464601  
office@lost-art.co.uk  
www.lost-art.co.uk



## **SERPENT SEAT**

Unusual and striking figurative ironwork seat supports with woodwork in well seasoned timber.

The design of the support lends itself to adaptation to a variety of configurations, including circular or shaped benches.

1 Yewdale Crescent  
Wigan  
Lancashire  
WN1 2HP

L O S T      A R T

T: 01257 464601  
F: 01257 464601  
office@lost-art.co.uk  
www.lost-art.co.uk



## THE SKELWITH

**Produced from an Edwardian original owned by Lost Art. Constructed in riveted wrought iron, a simple, elegant design featuring metal slats and supports.**

**Aspects of the bench such as the length of the seat and gauge of metal used in the construction can be varied according to the needs or wishes of the client.**

**The basic classic design allows us to construct a circular tree seat and other configurations are also possible.**

1 Yewdale Crescent  
Wigan  
Lancashire  
WN1 2HP

L O S T      A R T

T: 01257 464601  
F: 01257 464601  
office@lost-art.co.uk  
www.lost-art.co.uk



## **SQUIRREL BENCH**

High Victorian design, featuring animals within a naturalistic setting. Cast ends with hand chamfered slats in oak.

Design registered in 1868 and produced by George Smith at the Sun Foundry, Glasgow.

Available in a full range of sizes and finished to customer specifications.

1 Yewdale Crescent  
Wigan  
Lancashire  
WN1 2HP

L O S T      A R T

T: 01257 464601  
F: 01257 464601  
office@lost-art.co.uk  
www.lost-art.co.uk



## **SUNFLOWER BENCH**

Offers craftsmanship of the highest standard and ironwork of particular interest and detail. Timber slats are selected from well seasoned stock

The bench can be produced as a single, two or three-seat version and finished to customer requirements.

1 Yewdale Crescent  
Wigan  
Lancashire  
WN1 2HP

L O S T      A R T

T: 01257 464601  
F: 01257 464601  
office@lost-art.co.uk  
www.lost-art.co.uk



## **THE TEESDALE BENCH**

A robust style of bench from the Victorian period, combining simple curving lines with both elegance and solidity, making this a seat particularly suited to high volume use and installation in public areas.

Features cast iron ends combined with wooden slats.


The basic design is available as a 4'6" or 6'6" bench. With the addition of additional castings as central supports this can be extended to 8' and beyond.

Colour and finish are according to customer requirements.

1 Yewdale Crescent  
Wigan  
Lancashire  
WN1 2HP

L O S T      A R T

T: 01257 464601  
F: 01257 464601  
office@lost-art.co.uk  
www.lost-art.co.uk



## THORNEYTHWAITE BENCH

Features a traditional rustic design to the cast iron bench ends plus hand chamfered slats in well seasoned hardwood.

Lost Art offer this bench as either a single or two-seat version.

Finish is to specification decided by the customer.

1 Yewdale Crescent  
Wigan  
Lancashire  
WN1 2HP

L O S T      A R T

T: 01257 464601  
F: 01257 464601  
office@lost-art.co.uk  
www.lost-art.co.uk





## ULLSWATER SEAT

Constructed in hand riveted ironwork and zinc plated prior to finishing to customer's requirements.

The Ullswater can be produced as a single or multiple seat bench. A matching table is also available.

Lost Art offer this seat in a variety of gauges of ironwork according to the intended location and usage.

1 Yewdale Crescent  
Wigan  
Lancashire  
WN1 2HP

L O S T



A R T

T: 01257 464601  
F: 01257 464601  
office@lost-art.co.uk  
www.lost-art.co.uk



## THE WHITWORTH

As restored and reproduced by Lost Art for the restoration project at the Joseph Whitworth Institute in Darley Dale, Derbyshire.

An excellent Victorian bench in the rustic tradition. Originally from the famous Coalbrookdale foundry.

Available as a two-seat bench using 2 ends or as a longer bench using multiple ends.

1 Yewdale Crescent  
Wigan  
Lancashire  
WN1 2HP

L O S T      A R T

T: 01257 464601  
F: 01257 464601  
office@lost-art.co.uk  
www.lost-art.co.uk

**In addition to our range of benches, Lost Art also provides a number of products and services using traditional skills and materials.**



**Fencing**



**Blacksmithing**



**Stonemasonry**



**Pattern making**



**Carpentry**



**Bespoke furnishings**



**Fountain restoration**



**Whitesmithing**



**Reproduction pieces**



**Foundry casting**



**Wood carving**



**Railings**

1 Yewdale Crescent  
Wigan  
Lancashire  
WN1 2HP

L O S T      A R T



T: 01257 464601  
F: 01257 464601  
office@lost-art.co.uk  
www.lost-art.co.uk