

Product selector


PORCELANOSA® is the one of the market leaders in the tile sector, offering the most technically advanced ceramic and porcelain wall and floor products available.



Ston-Ker Ulladecona



Vitreo Marengo



Seo



Duo Verde



Lhasa



Teka Tabacco



Arce Miel



Ston-Ker Osaka r



Venice Arena



Ston-Ker Kenya



Travertino Romano



Ston-Ker Silver

Continual investment in research and development has enabled us to make huge advances in the industry, regularly bringing innovative new products and designs to market.



Ston-Ker Alpina



Lhasa

An introduction to Porcelanosa tile ranges

Porcelanosa designs and manufactures floor and wall tiles, ranging from glazed porcelain wall tiles, conventional stoneware floor tiles to technically-advanced Ston-Ker range of floor tile. Specifiers can be confident that all Porcelanosa tiles are ideal for use in most modern architectural and commercial applications:

- Public areas
- Health and leisure
- Office buildings
- Hotels and restaurants
- Commercial retail and transport
- Facades
- Housing developments

Low maintenance and extremely durable, the Ston-Ker collection of non-glazed porcelain floor tiles is the latest innovation from Porcelanosa. They look just like natural stone in terms of shade and texture – with the colour running throughout the thickness of the entire tile – but require no sealing or polishing. Highly resistant to acids, frost and abrasion, Ston-Ker tiles are ideal for the most demanding areas – ideal in areas prone to heavy pedestrian traffic where there is a requirement for high resistance to scratching and staining.

External wall tiles used in creating ventilated facades employ an innovative mechanical fastening system that allows for easy installation. They are resistant to frost and pollutants, and minimise noise levels entering the inside of the building. Their insulating qualities also deliver exceptional energy saving benefits through the reduction of heating and air-conditioning costs.



Porcelanosa distribution centre

A summary of the manufacturing process

Raw materials and manufacture

The specific raw materials used are clay imported from the UK and the Ukraine, Turkish feldspar and feldspathic sand. The combination of these components gives the tiles their characteristic low water absorption and high mechanical and stain resistance.

Preparation

The process begins with the slip being pumped into an atomiser to eliminate excess water. It is then ground and the resultant dry grit stored until pressing takes place.

Pressing

The body of the tile is pressed in 6% humidity, shaped and then dried for subsequent glazing. The three types of materials used for the tile bodies are uncoloured (serigraphs are then applied), coloured and glazed (for homogeneous decoration) and double pressed (where applications are made when dry).

Firing

After the tiles are decorated, they are fired in kilns with single-layer rollers at a temperature of 1205°. Finished tiles are then classified and finally move on to the polishing and/or rectifying process (if required)

Tile finishes

Gloss

Highly reflective, these tiles are finished with a high gloss glaze that is hardwearing and easy to keep clean.

Matt

Tiles with a natural, matt finish offer a sleek, contemporary finish. For ceramic tiles, this is produced with a special matt glaze (as opposed to a high gloss glaze). Matt porcelain tiles are used just as they are right after firing, without any polishing.

Rectified

These tiles undergo further machining processes to produce precise, clean edges on all sides. When fixed professionally, the end result is an almost seamless plane of tiles, with the minimum of visible grout lines.

Anti-slip

These floor tiles have a high degree of slip resistance with a reduced risk of slippage if they come in contact with water, mud, oil and grease.

Polished

The visible surface on some porcelain tiles is polished mechanically to give a spectacular smooth lustre.

Natural

A collection of natural tiles including marble, mosaics and terracotta, as well as handcrafted ceramic. Depending on your décor, choose from terracotta and marble that is smooth and flat, or textured for an aged, antique effect. Mosaics are made from either marble, terracotta or ceramic and come in a vast range of sizes, all mesh-backed for ease of installation.

Pre-sealed

Terracotta tiles that arrive from the factory pre-sealed do not need any further initial protection from moisture and household stains. If you require a glossy finish for inside use, simply apply a layer of wax.

Product/application selector

Floor tiles

(section 2.0 of this binder)



ston-ker ranges

Ston-ker floor tiles have a unique structure, which creates the look and feel of natural stone, but offers superior technical characteristics for the most demanding architectural interiors and exteriors.

see section 2.1



plain colour floor tiles

Plain color pallet to complement many wall finishes.

see section 2.2



mosaic floor tiles

Easy to install mosaic effect ceramic floor tiles.

see section 2.3



marble effect floor tiles

Marble effect ceramic floor tiles emulate the essence of the natural creation yet offer the simplicity of ceramic installation and maintenance.

see section 2.4



wood effect floor tiles

Wood effect floor tiles are easy to install ceramic tiles that replicate the natural appearance of wood with the ability to be used in a wider variety of applications.

see section 2.5



stone effect floor tiles

Stone effect ceramic wall tiles replicate the natural beauty of stone floors, without the inherent problems associated with a natural product.

see section 2.6



marble, slate and natural floor tiles

Aesthetically unique character, creating distinct natural surfaces.

see section 2.7

Specialist tiles

(section 4.0 of this binder)



external façades

Ston-Ker fully vitrified tiles offer a unique, durable and impervious surface.

see section 4.0

Wall tiles

(section 3.0 of this binder)



classic wall tiles

White and coloured classic wall tiles in a range of architecturally-inspired designs.

see section 3.1



mosaic wall tiles

Easy to install mosaic effect ceramic wall tiles and glass or natural mosaic pieces supplied on mesh.

see section 3.2



marble effect wall tiles

Marble effect ceramic wall tiles emulate the essence of the natural creation yet offer the simplicity of ceramic installation and maintenance.

see section 3.3



large format wall tiles

Large format ceramic wall tiles offering white, marfil, stone and marble effect designs.

see section 3.4



wood effect wall tiles

Wood effect wall tiles have the aesthetics of the natural product with the versatility of application provided by ceramic.

see section 3.5



stone effect wall tiles

Stone effect ceramic wall tiles replicate the natural beauty of stone walls, without the inherent problems associated with a natural product.

see section 3.6



complementary border and decorative tiles

An extensive range of complementary border and decorative tiles, ranging from patterned tiles, to wood, marble and granite effects, which can be combined with wall tiles for unique results.

see section 3.7



mosaic and glass wall tiles

Mosaic – classic in shape & colour.

Glass – ideal for decoration with colour brilliance and beauty.

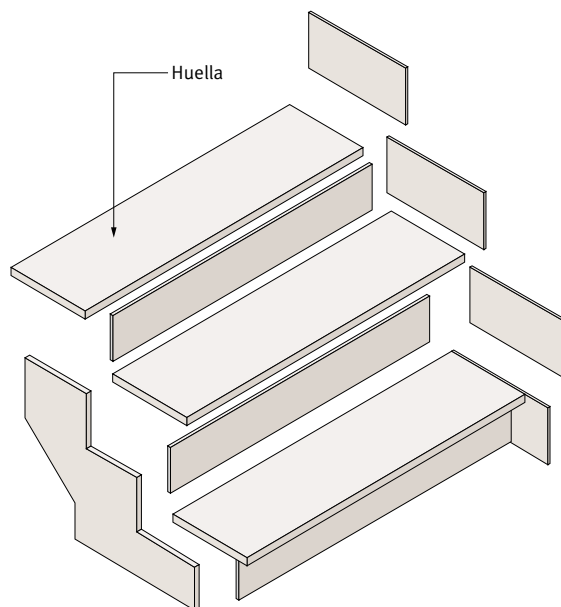
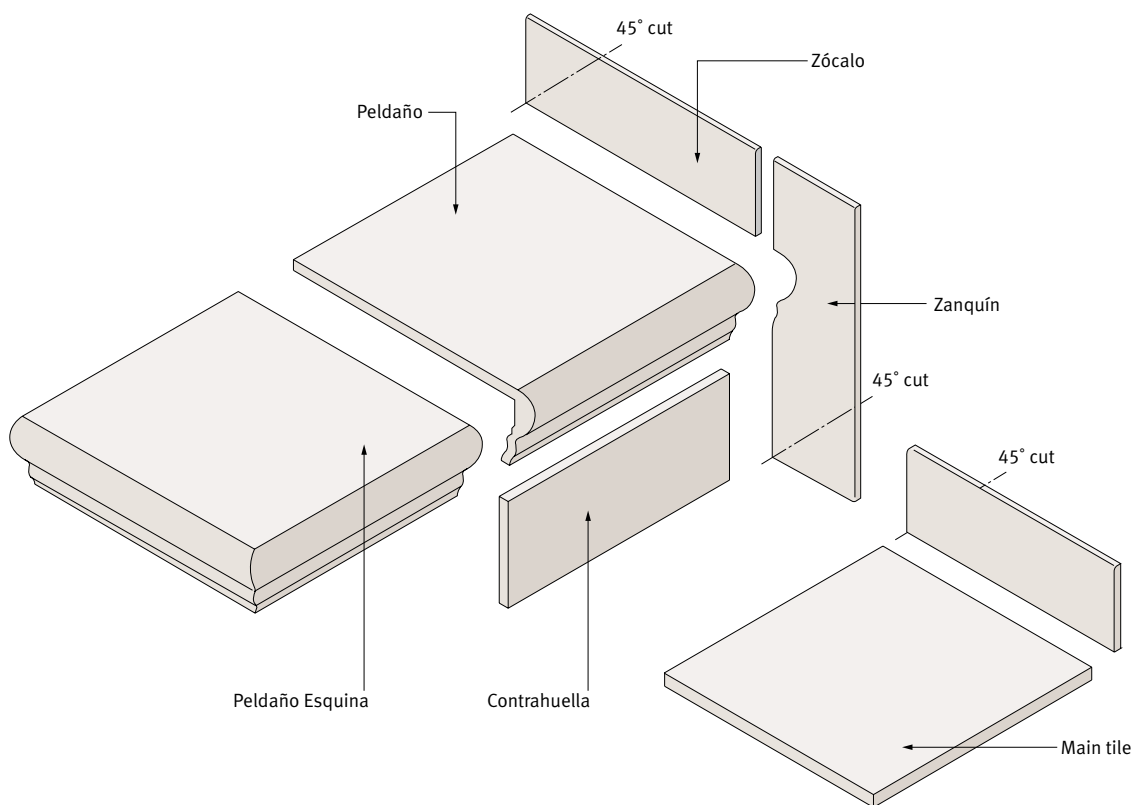
see section 3.8



marble, slate and natural wall tiles

Aesthetically unique character, creating distinct natural surfaces.

see section 3.9



* two pieces of Contrahuella can be obtained by cutting the 37.3 x 65.9 cm piece

** two pieces of Zanquín can be obtained by cutting the 43.5 x 43.5 cm piece

Staircase pieces and ancillary tiles

We offer a range of complementary tile pieces to finish off your tiling schemes, so the end result is always neat and professional. We also have an additional range of special tile pieces that can be used to tile stairs.

Peldano or Huella

A step-tile created from a flat base tile and a bordura (a narrow pencil strip). It allows stairs to be tiled in the same treatment as the rest of your floors.

Peldano Esquina or Huella Esquina

The same as the peldano, but with a narrow strip flanking the base tile on two sides. It gives an extremely neat finish if you require tiled steps.

Zanquin

A special tile that is laid on the wall next to the stairs to complement the peldano.

Zocalo

This is laid on the wall, flush to the floor, and is commonly referred to as a skirting tile.

Contrahuella

Stair riser.

Bordon

A narrow, pencil strip used to separate a section of base tiles from another scheme above.

Bordura

Similar to the bordon, its function is to separate a wall of base tiles from different treatment above.

Cantonera

A small angular tile piece to neatly cap off corners on floors or walls. The wall cantonera allows lines to be joined on an angle; the floor cantonera allows two concave skirtings to form a corner.

Cantonera Combi

A long angular tile piece to finish off corners professionally.

Combi

A wall tile consisting of a bordura (see above) and base tile in one single piece. It is used to finish off a section of tiles with a neat, decorative effect, without the need for a separate trim, thus saving time and money.



Yuste Mosaiza

Ilato

A mosaic-style listel or border to mark off a mosaic section. Can also be used as a decorative strip.

Listel

Commonly referred to as a border. Used on walls and floors, this is a decorative tile strip used to connect or differentiate two tiled areas, such as a lower and upper wall.

Malla

This consists of mosaic pieces mounted on a flexible mesh. It is useful for decorating curves, cylindrical columns and rounded edges.

Perfil

A long angled-shaped piece laid on corners where two tile butt together. It is the best way of avoiding mitring.

Repisa

This resembles a plaster moulding used to finish a wall near a ceiling.

Taco

Used on floors and walls as a small decorative complement. It can be square, hexagonal, octagonal or star-shaped.

PORCELANOSA®

Porcelanosa Group Limited www.porcelanosa.co.uk

t: 08702 240245 f: 08702 240246 e: group@porcelanosa.co.uk