



Part of the Railtech Architectural Group

# ADAPTING YOUR SPACE HAS NEVER BEEN SO EASY

Skyfold® Custom Powerlift Partitions are the leaders in retractable wall systems thanks to their state-of-the-art designs, ease of use and customization to suit all of your particular needs.


Designed to be completely automatic, with flat and rigid panels, Skyfold® Custom Powerlift Partitions move effortlessly and quietly with a simple turnkey operation. As they are stored in the ceiling cavity, they make the most efficient use of space as no wall pockets are required. Rooms can be reconfigured in minutes—not hours! In addition, no manual intervention is ever needed, making them exceptionally durable.

Skyfold® Custom Powerlift Partitions come in a variety of finishes, including vinyl, glass, fabric, stainless steel, wood veneer, tapestry, murals, and more.

The Skyfold® product line gives designers, architects, facility managers and owners more choices than ever to better design and manage their space.

[www.skyfold.com](http://www.skyfold.com)

Custom powerlift partitions



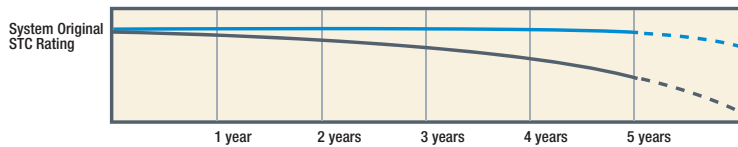
## STATE-OF-THE-ART ACOUSTICS AND MODERN CONVENIENCE

Skyfold® Classic™ is a custom manufactured, completely automatic, rigid, flat and retractable acoustic wall partitioning system.

Skyfold® Classic™ has many advantages over conventional operable wall partitions, starting with its ease of use. A simple turnkey operation retracts the partition quietly and effortlessly into the ceiling. Its modern design eliminates the need for manual labor to operate the walls.

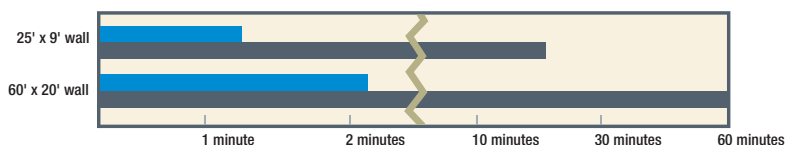
# SKYFOLD® CLASSIC™

Acoustic performance of Skyfold® walls as compared to conventional operable walls



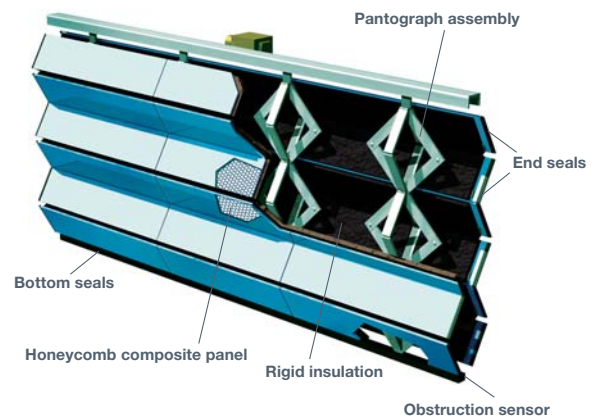

Skyfold® Regular operable wall

Skyfold® deployment time required compared to conventional operable walls



Skyfold® Regular operable wall

End seals (enlarged)





Combination of plastic laminate and stainless steel

SKYFOLD® **CLASSIC™** also provides an exceptional STC acoustic rating of 51, while remaining extremely lightweight. At approximately 7 1/2 to 8 lbs per square foot compared to conventional partition systems with the same STC rating weighing 10 to 12 lbs per square foot, Skyfold® Classic™ contributes to substantial savings in structural steel. Its outstanding end seals are extremely pliable and will seal tightly against most surfaces, and the system is exceptionally durable as the panels are never handled.

As the wall seals are internal, there are no floor or wall tracks. There are also no visible hinges or hardware, making the system aesthetically pleasing. Skyfold® Classic™ is available in a variety of finishes, such as vinyl, fabric, specialty metals, plastic laminates, marking surfaces, wood veneer and more.

## ACOUSTICS AND SAFETY IN A CUSTOMIZED FINISH

Skyfold Mirage® is an innovative, automatic acoustic glass wall partitioning system that is sure to revolutionize the way you design and work with your space.

In addition to being fully automatic and operated by a simple turnkey operation, Skyfold Mirage® has numerous exceptional features that make it the best interior glass partition solution.

In its down position, the acoustical glass wall is rigid and flat. When not in use, it folds vertically for storage into the ceiling. Developed as a modular system, it consists of a grid of rectangular sealed glass units.

Skyfold Mirage® can be installed virtually anywhere from unused ceiling space to under or between beams, ducts, and pipes. The motor drive system can easily accommodate the most cluttered spaces and address specific project needs and limitations. To save on steel costs, the drive system is mounted to the same structure directly above and supporting the Skyfold Mirage® partition.

Skyfold Mirage® makes better use of floor space when compared to conventional systems. There are no storage pockets required...period!

Skyfold Mirage® also comes with a built-in infrared safety system and is available in multiple glass and non-glass finishes. Panel inserts can accept almost anything up to 1- 5/8" thick, including plexiglass, Lexan®, bullet proof glass, frosted glass, plastic honeycomb, and more.

# SKYFOLD MIRAGE®





# SKYFOLD® ECLIPSE™

## THE INNOVATIVE PARTITION SOLUTION FOR ANY AREA

Skyfold® Eclipse™ is a custom manufactured, completely automatic, rigid and flat retractable wall partitioning system.

Skyfold® Eclipse™ is ideal anywhere a room barrier is required, from a school gymnasium to an airport baggage claim area! With a simple turnkey operation, rooms can be reconfigured to suit specific needs almost instantly.

Because of its unique design, Skyfold® Eclipse™ can be customized to suit any project's specific needs and eliminates wall pocket storage areas. Skyfold® Eclipse™ weighs a mere 5 to 6 lbs per square foot, which is much less than conventional systems. In addition, the panels never need to be handled, therefore the system remains extremely durable.

Skyfold® Eclipse™ panels are solid and are available in a variety of finishes, including stainless steel, fabric, melamine, wood veneer and paint.

# SKYFOLD® CUSTOM POWERLIFT PARTITIONS

OUR PARTITIONS PROVIDE STATE-OF-THE-ART, TURNKEY, CUSTOMIZABLE PARTITION SOLUTIONS FOR ANYONE SEEKING TOP QUALITY AND UNSURPASSED ON-TIME DELIVERY AND SERVICE AVAILABLE ON THE MARKET TODAY. CONVENIENT AND LIGHTWEIGHT, WITH FEATURES RANGING FROM THE HIGHEST ACOUSTIC RATINGS TO BUILT-IN SAFETY FEATURES, SKYFOLD® PARTITIONS WILL HELP YOU MAKE THE MOST OF YOUR SPACE.



## SKYFOLD® LIMITED WARRANTY

**WORKMANSHIP:** 2 years or 5,000 cycles, whichever occurs first from date of shipment  
**PARTS:** 10 years or 5,000 cycles, whichever occurs first from date of shipment

## SKYFOLD® CUSTOM POWERLIFT PARTITIONS LEED THE WAY

Skyfold® is pleased to be an official member of the U.S. Green Building Council. The Green Council is committed to promoting better designed buildings that are not only more environmentally and socially responsible, but also help improve the quality of life for those who occupy them and the communities in which they are built. The council has developed a benchmarking system known as LEED (Leadership in Energy & Environmental Design). It has several categories and is used in evaluating the appropriateness of specific projects via a points system.

Skyfold® Custom Powerlift Partitions are constructed using as much as 97% recycled materials, offering tremendous advantages and opportunities to earn LEED points.

When it comes to recycled materials, architects and owners who choose a Skyfold® Custom Powerlift Partition system can calculate the following toward LEED accreditation on their projects.



- Recycled materials **Up to 97%**
- Post-consumer **Up to 35%**
- Pre-consumer **Up to 65%**

In order to continue protecting our environment, it is essential that we all do our part by using recycled materials whenever possible. Skyfold® is proud to help.

SKYFOLD®, SKYFOLD® CLASSIC™, SKYFOLD MIRAGE® and SKYFOLD® ECLIPSE™ are registered trademarks of Railtech Limited.



Part of the Railtech Architectural Group

For more information visit our website or contact us directly :

**MAIN OFFICE**  
**T 514 457-4767 F 514 457-7111** info@skyfold.com  
325 Lee Avenue, Montreal, Quebec  
CANADA H9X 3S3

[www.skyfold.com](http://www.skyfold.com)