


Pale Beech II - MPC3137



Light Cherry II - MPC3141



Traditional Oak II - MPC3103



Rich Walnut II - MPC3116



Clear Oak - MPC3144



Plateau Ash - MPC3030



Carolina Hickory - MPC3150



Tub Walnut - MPC3039




Calming Maple - MPC3025



Light Beech - MPC3019



Slab Oak - MPC3021



Warm Mahogany - MPC3020



Honeyed Beech II - MPC3114



Dark Apple - MPC3033



St Louis Oak - MPC3035



Wengewood - MPC3152



Citrus Maple - MPC3026

**SPOILT**  
*for*  
**CHOICE**

THE HUGE RANGE OF DESIGNS AND COLOURS IN THE PREMIER WOOD COLLECTION MEANS THAT NO MATTER WHAT THE PROJECT, THERE'LL BE A FLOOR TO SUIT IT. PERFECTLY.



New England Wood - MPC3143



Medium Beech II - MPC3138




Woodcock Pine - MPC3034



Nordic Beech II - MPC3101



Tennessee Pecan - MPC3151



Highland Hickory - MPC3036



Antique Oak - MPC3044



Lake City Oak - MPC3029



Hartland Chestnut - MPC3018



Bermuda Maple - MPC3022



Antique Pine - MPC3045



Linus Pine - MPC3149



Colorado Oak - MPC3146




Camel Pine - MPC3147




Barn Wood - MPC3148



Palmetto Oak - MPC3145



Monsoon Cherry - MPC3042



Mellow Teak - MPC3102



Chapel Original - MPC3153



MARLEY FLOORS ARE SPECIALISTS, EXCLUSIVELY DEDICATED TO THE COMMERCIAL FLOORING MARKET. THE MARLEY PREMIER COLLECTION HAS BEEN DEVELOPED TO PROVIDE INTERIOR DESIGNERS WITH STYLISH FLOORCOVERINGS THAT WILL RETAIN THEIR LOOKS EVEN UNDER THE TOUGHEST CONDITIONS. THE WIDE VARIETY OF WOOD DESIGNS AVAILABLE MEANS THAT WHATEVER THE CONTEXT, THERE WILL BE A MARLEY PREMIER FLOOR TO COMPLEMENT AND ENHANCE IT.



# THE REAL BEAUTY IS IT'S FROM MARLEY FLOORS

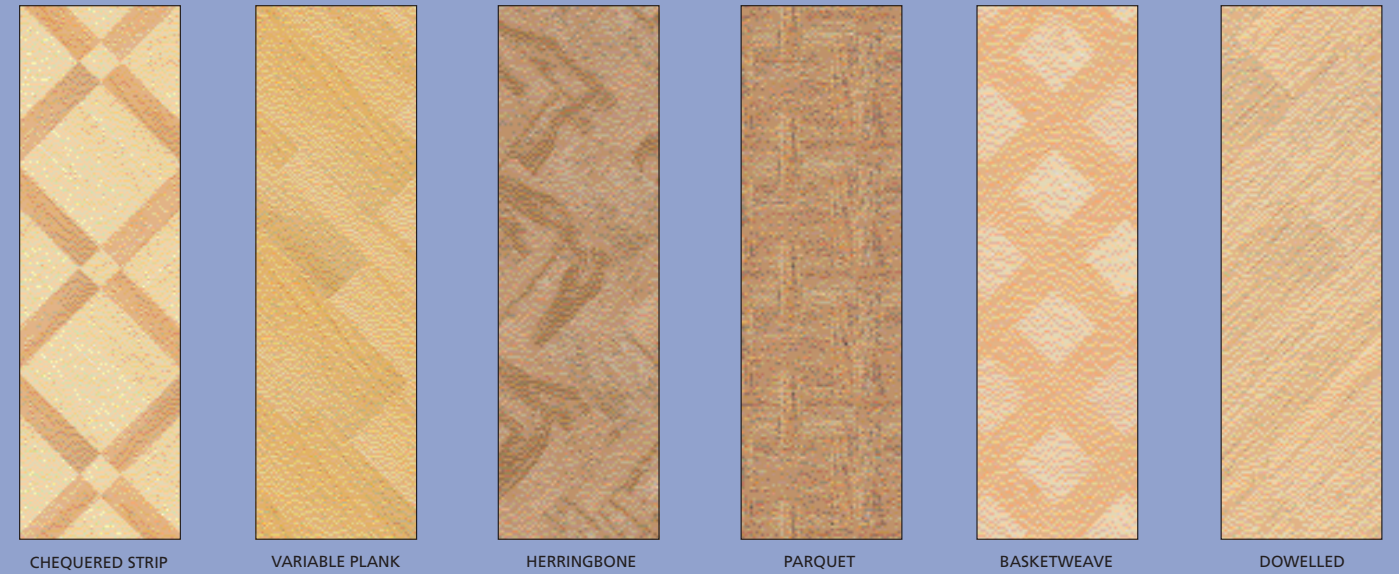
With over 50 years experience supplying the commercial flooring market, you can rest assured that the Premier Wood Collection from Marley Floors represents the very best wood effects available in the market place today. Manufactured in the UK to European and International standards, the Premier Collection is covered by a 10 year guarantee. The Premier Collection has been tailored to the requirements of the commercial sector, ranging from light and medium to dark and feature woods, accurately reproducing 36 distinctive and authentic wood finishes.

What's more, the tough, clear vinyl wear layer ensures that a Marley Premier floor will withstand sustained heavy traffic and retain its good looks.

- Benefits:**
- *Highly decorative natural effect designs*
  - *Durable and long-lasting*
  - *Easy-to-maintain clear vinyl wear layer*
  - *Create individual designs with borders, accent strips and features*
  - *Suitable for areas of heavy wear – retail, leisure, health, education and prestigious domestic applications*

## LAYOUTS

A wood effect floor may be laid in a number of different ways, recreating authentic laying patterns and injecting visual interest through colour and contrast. Patterns available include Herringbone, Woodblock, Ship's Deck, Chequered Strip, Parquet, Basketweave, Dowelled and Variable Plank. Whichever you choose, you can be certain that the effect will be, quite simply, stunning.



# FLOORING *with* FLAIR


VERY OFTEN, CHOOSING THE RIGHT PATTERN AND TYPE OF FLOORING IS ONLY THE BEGINNING. IT'S THE ADDITIONAL ELEMENTS SUCH AS DECORATIVE BORDERS, FEATURE STRIPS AND KEY SQUARES THAT MAKE A FLOOR VISUALLY ARRESTING. AS YOU LOOK THROUGH THIS BROCHURE, YOU'LL SEE THAT CHOICE IN THE PREMIER COLLECTION ALSO EXTENDS TO A STUNNING ARRAY OF STANDARD AND BESPOKE 'FOCAL-POINT' FEATURES TO DRAW THE EYE AND DAZZLE THE MIND. WITH THE PREMIER COLLECTION, YOU'LL DISCOVER IDEAS THAT WILL ALLOW YOUR CREATIVE IMAGINATION TO TAKE FLIGHT.



## BORDERS & FEATURE STRIPS

Imaginative use of decorative borders, feature strips and key squares can add greatly to the overall appearance of a floor. Besides their aesthetic appeal, they can also be used for delineating different areas or emphasising preferred pedestrian routes. The Marley Premier Collection includes 12 standard borders available in a variety of widths and 19 accent colours. Non standard borders can also be created.

### BORDERS



### ACCENT COLOURS





# WORKING CLOSELY WITH YOU

## FEATURES


Sometimes a decorative feature, strategically placed, is needed to bring emphasis and focus to a floor area. We offer a range of standard templates, all of which can be adapted to accommodate the different wood styles available and the complexity of the chosen design.

Alternatively, designers can incorporate a unique item such as a company logo or emblem to create a floor that is completely individual. And Marley Floors has the technical expertise to ensure its successful translation into reality.



# MAKING A FEATURE OUT OF FLOORS


THE IDEAL WAY TO MAKE A BOLD AESTHETIC STATEMENT  
STANDARD AND BESPOKE DECORATIVE FEATURES FROM THE MARLEY PREMIER COLLECTION.



Northern Star




Celtic Circle



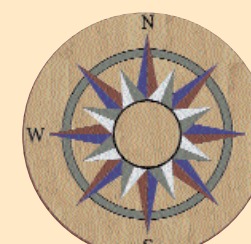
Octagonal Star



Roman Star



Angular Flower



Canadian Compass



Example of company logo




Example of company logo

## DESIGN SERVICE

The Marley Floorcraft design service has been developed to help designers and architects create concepts and ideas using sophisticated computer-aided technology. Whole flooring schemes - including alternative colourways, features and logos - can be built up and viewed on screen before a final decision is taken. Once a scheme has been approved, Floorcraft's computer-controlled precision cutting service will swiftly cut out each element of the design to create an attractive, long-lasting and fully functional floorcovering.

For further inspiration ask for a copy of the Marley Floorcraft brochure.



LASTING  
BEAUTY



**INSTALLATION AND MAINTENANCE**

**INSTALLATION**

Materials should be installed in accordance with BS 8203:2001. Subfloors must be smooth, hard clean and dry before laying. Uneven solid or suspended timber subfloors may need preparation to meet the required standard. In case of direct-to-earth concrete, a damp proof membrane must be included. The product must be allowed to relax for 24 hours in a room temperature of between 18° and 27°C prior to and during installation. Marley Embond 170 is recommended for use on absorbent and non-absorbent subfloors in normal conditions.

To avoid indentation problems, we recommend the use of acrylic rather than latex underlayments. Use of the Euro A2 notched trowel is also strongly recommended for this reason. The flooring should be rolled twice with a 68Kg roller directly after installation to flatten the adhesive ridges.

**ADDITIONAL PRECAUTIONS**

In service conditions subject to extreme temperature fluctuations (such as in a conservatory) additional precautions are necessary to accommodate the effects of thermal contraction and expansion during the installation period.

These are as follows:

1. The acclimatisation recommendations contained in BS 8203 should be strictly observed.
2. The temperatures of the area should be between 18°C and 27°C but must be CONSTANT in this range within +/-2°C.
3. The temperature of the area must be maintained during acclimatisation period, during installation and for at least 24 hours after installation to allow the adhesive to set.
4. In areas where solar gain is likely, i.e. Conservatories, installation should be timed to avoid fluctuating temperatures caused by the sun. Use Marley Embond 401 in Conservatories and where service temperatures will exceed 27°C.
5. Check that the tiles are correctly butted and have not been displaced during the installation process.

**NOTE**

Thermal expansion or contraction of the tiles before the adhesive has developed a bond, will result in expansion and contraction of the product and lead to either lipping or gaps at the tiles ends.

**VARIATIONS OF TILES**

Variations in the shade, grain and vein design of the wood-plank, marble and stone floorcoverings are natural features of this product. To maximise this effect, it is recommended that boxes are mixed and tiles are randomly laid.

**MAINTENANCE GENERAL**

- To retain a floorcoverings performance and appearance it is important that it is well maintained
- The frequency of maintenance will vary according to the location and usage of the area
- Regular cleaning is more beneficial and cost effective than occasional heavy cleaning
- The recommendations contained within BS6263 Part 2: 1991

Care & Maintenance of Floor Surfaces should be noted

- Any maintenance products used should be selected and handled in accordance with the manufacturers instructions. Solvents should not be used

**INITIAL TREATMENT FOLLOWING INSTALLATION**

- The floorcovering should be protected, by covering with a suitable sheet material, until the area is commissioned for normal use
- Remove debris, loose dust and dirt by vacuum or sweeping
- Remove all traces of adhesive and other marks
- Thoroughly clean the floor with a damp mop and neutral detergent
- A polish may be applied for exceptionally heavy wear areas of infrequent maintenance or to change the level of gloss

**BARRIER MATS**

- An effective barrier at the door will trap the majority of moisture, dirt and abrasive particles being carried into the premises
- For commercial applications it is recommended that a barrier mat be the width of the door and at least 2 metres long

**MANUAL MAINTENANCE**

- Daily sweep and spot mop with neutral detergent
- As required, clean with a mop and a solution of neutral detergent
- Remove stubborn marks with a medium grade fibre pad and undiluted detergent
- If required reapply polish
- Strip and reapply polish as necessary

**MACHINE MAINTENANCE**

- Daily sweep or vacuum and spot mop with neutral detergent
- As required, spray clean using a machine with red pad and a solution of neutral detergent. Clean the pads regularly
- Remove stubborn marks with a medium grade fibre pad and undiluted detergent
- If required, use a scrubber dryer fitted with a green pad and then dry buff with buff/red pad to restore surface
- If a polish has been applied then this should be reapplied and stripped/reapplied as required

As Marley Floors operates a programme of continuous product improvement we reserve the right to amend the specification and maintenance recommendations of our products without prior notice.

Information on the maintenance of other Marley Floors' products are available via our website [www.marleyfloors.com](http://www.marleyfloors.com) or from our Customer Services on +44 (0) 1622 854040

# Marley Premier Collection - Wood

Prestige vinyl floorcovering to EN 649



The Premier Collection is a range of highly decorative effects capturing the natural beauty of wood beneath a tough clear wear layer suitable for areas of heavy traffic including shops, department stores, schools and hospitals.

- Highly decorative wood effect designs
- Exceptionally hard wearing and durable
- Easy-to-maintain clear vinyl wear layer
- Create individual designs with borders, accent strips and features
- Install with Marley Embond 170, except in areas subject to radiant heat where Embond 401 epoxy adhesive should be used.

As Marley Floors operate a programme of continuous product development, we reserve the right to amend the specification of our products without prior notice.

La Collection Premier présente une palette d'effets très décoratifs qui saisissent la beauté naturelle du bois sous une couche d'usure transparente très résistante qui convient aux zones où les passages sont importants dont les boutiques, les grands magasins, les écoles et les hôpitaux.

- Des motifs très décoratifs qui imitent le bois
- Une résistance et une durabilité exceptionnelles
- Une couche d'usure en vinyle transparent dont l'entretien est des plus simples
- Permet la création de motifs individuels grâce à des bordures, des filets de couleur et différents accessoires

Marley Floors a un programme d'amélioration continue de ses produits et, à ce titre, se réserve le droit de modifier sans préavis les performances techniques de ses produits.

Die Premier Kollektion ist ein Sortiment von äußerst dekorativen Holzeffekten mit der natürlichen Schönheit der Maserung unter einer transparenten Schutzschicht. Sie sind für vielbegangene Bereiche wie Einzelhandelsgeschäfte, Kaufhäuser, Schulen und Krankenhäuser geeignet.

- Sehr dekorative Holzeffektmuster
- Außergewöhnlich strapazierfähig und haltbar
- Pflegeleichte transparente Vinylschicht
- Individuelle Designs mit Kanten, Akzentstreifen und Mustereinsätzen

Da Marley Floors bestrebt ist, seine Produkte laufend zu verbessern, behalten wir uns das Recht vor, Produktveränderungen ohne vorherige Ankündigung vorzunehmen.

La colección Premier (Premier Collection) se caracteriza por toda una gama de efectos sumamente decorativos que capturan la belleza natural de la madera bajo una dura capa para evitar el desgaste. Recomendada para zonas con tráfico intenso, incluyendo comercios, grandes almacenes, colegios y hospitales.

- Diseños con efectos de madera sumamente decorativos
- Excepcionalmente duradero y resistente al desgaste
- Fácil mantenimiento de la capa de vinilo para evitar el desgaste
- Creación de diseños individuales con franjas para resaltar, ribetes y rasgos

Dado que Marley Floors tiene en marcha un programa de mejora constante de sus productos, nos reservamos el derecho a modificar su rendimiento técnico sin previo aviso.

## Product Data

	<b>Thickness</b> Overall thickness - 2.5 mm Wear layer - 0.9 mm		<b>Weight</b> 3.3 kg/m <sup>2</sup>
	<b>Packaging (Tiles)</b> Woodplank: 75, 150 x900mm – 4.05m <sup>2</sup> Woodblock: 75 x 225mm – 4.05m <sup>2</sup> Variable plank: 75, 150, 225 x 900mm – 4.05m <sup>2</sup>		
	<b>Certification</b> EN 649 EN 685: 34, 43 NF189: NF UPEC Certificate no 314-009.1 U, P, E, C		
	<b>Flame and Smoke</b> EN 13501 - 1: B <sub>s</sub> S1 ISO 9239.1: >0.85 W/cm <sup>2</sup> Epiradiateur: M3 DIN 4102 Part 14: Class B1		AS 1530.3: 17.8.6.6 ASTM E648: Category 1 NT FIRE 007: Class G ASTM E662: Pass
	<b>Slip resistance</b> DIN 51130: R9 ASTM D2047: >0.9		
	<b>Abrasion resistance</b> EN 660 - 2: Class T (a priori)		<b>Indentation</b> EN 433: <0.10 mm
	<b>Chemical resistance</b> Good resistance to everyday substances.		
	<b>Colour fastness</b> EN ISO 105 B02: Standard 7		
	<b>Guarantee</b> 10 year defective material guarantee, subject to correct specification, installation and maintenance		

For full information regarding installation and maintenance, applications, adhesives and chemical resistance, contact Marley Floors Customer Services.

Pour plus d'informations concernant l'installation, l'entretien, l'utilisation, la résistance chimique de ce produit et les adhésifs appropriés, merci de contacter le service clientèle Marley Floors.

Für weitere Informationen bezüglich Installation, Reinigung und Pflege, Einsatzbereichen, Klebstoffen und Chemikalienbeständigkeit setzen Sie sich bitte mit dem Marley Floors Kundenservice in Verbindung.

Para mas información sobre su instalación y mantenimiento, aplicaciones, adhesivos y resistencia a productos químicos, por favor ponganse en contacto con el Departamento de Servicio al Cliente en Marley Floors.



P R E M I E R

W O O D D E S I G N S



Tarkett-Marley Floors Ltd  
Lenham  
Maidstone  
Kent ME17 2QX  
United Kingdom

tel +44 (0)1622 854040  
fax +44 (0)1622 854520

www.marleyfloors.com  
email uksales@tarkett.com



Exclusively | Commercial



www.marleyfloors.com