



StableEDGE


Flexible aluminium edge restraint

StableEDGE edge restraints are produced in 2.400 mtr lengths, providing an unobtrusive and easily fixed system for containing perimeters to pathways, parking areas, courtyards and hard standings.

Flexible enough to create smooth, flowing curves as well as straight lines, and strong enough to cope with mechanical compaction of adjacent materials, StableEDGE restraints offer a productive, costeffective, and attractive solution to any bound surface.

The concept is an elegant edge detail solution for stabilised gravell installations. It is equally suitable for :

- Standard Asphalt
- Coloured Asphalt, including for use in the segregation of colours
- Resin bound and resin bonded surfaces
- Self binding pathway mixes
- Stabilised gravel systems
- Poured rubber toppings



Depth:	No of Lengths	Metre run per pk.
18 mm	30	72
25 mm	30	72
38 mm	20	58
50 mm	20	48
64 mm	20	48
75 mm	15	36
100mm	15	36
150mm	10	24

STAKING DISTANCES:

For entry way, walk ways, patios etc. stake every 50 – 70 cm.

For cart paths, running tracks and driveways stake every 40 – 60 cm.

For heavier vehicle applications and asphalt edges, stake every 30 - 40cm.

TABLE OF DEPTH OPTIONS	Surface level	Upstand
Resin Bound Toppings	18mm	Not Applicable
Bark and Woodchip	38/50 mm	64mm/75mm/100mm
Asphalt and Resin Bound	38mm/50mm/64mm	64mm/75mm/100mm
Stabilised Gravel Surfaces	64mm/75mm	75mm/100mm
Self-Binding Gravel	64mm/75mm/100mm	75mm/100mm/120mm/150mm

AVAILABLE LOCALLY FROM



Hardscape Resourcing Ltd.
Westleigh Hall • Wakefield Rd
Denby Dale • Huddersfield
West Yorkshire HD8 8QJ

Tel: 01484 860044
email: sales@hrlonline.co.uk
www.hardscape-resourcing.co.uk



StableEDGE

Flexible aluminium paver restraint

The StableEDGE paver restraint system is an "L" shaped flexible aluminium section in 2.400 mtr lengths. Connectors and 250mm spiral steel stakes are included.

StableEDGE is equally suitable for straight lengths or curved shapes. The section is reversible and can be set underneath the paving or as a buttress outside the paving layer. A range of sizes is offered related to traditional depths of paving elements (see table below).

FLEXIBLE: Robust construction ensures line can be precise on straight lengths. Notched base allows the edgings to accommodate smooth curves where they are a requirement.

RECESSED or UPSTAND: The restraints are equally effective recessed below the finished paving level or set as an upstand at perimeters to retain other landscape elements such as lawns or flower beds. (See table below for depth options).

SECURE CONNECTION: Simple splicing system securely connects each length to the next, without obstructing vertical face support to the paving, in either direction.

DURABLE: Manufacture in high strength aluminium with added stability from the section profile, ensures long term durability. StableEDGE will not rot like wood, rust like steel or crack like many plastics.

STAKING DISTANCES:

For entry way, walk ways, patios etc. stake every 50 – 70 cm.

For cart paths, running tracks and driveways stake every 40 – 60 cm.

For heavier vehicle applications and asphalt edges, stake every 30 - 40cm.

INSTALLATION: StableEDGE should be pinned through a flat, suitable compacted sub-base, using the 250mm spiral steel stakes provided. It is generally recommended that the edge restraints should be staked below the bedding sand layer, as sharp sand can wash out over time. Fix edge restraints to one side of the installation with the base underneath the paving edge, as a guideline. Lay pavers from the edge restraint outwards to the required distance then fix parallel restraint as a buttress with the base facing away from the paving. Recessed restraints should be approx.. 10mm below the paving surface. Upstands depth determined by site requirements.

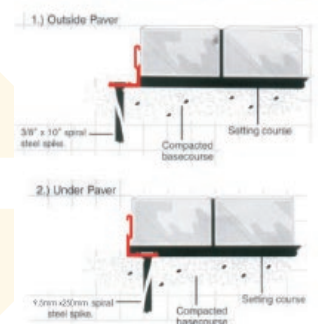




TABLE OF DEPTH OPTIONS

Paver/Paving Slab	Recessed Edging	Upstand Edging
3 – 4 cm	38mm	64 or 75mm
5cm	38 or 50mm	64 or 75mm
6cm	64 or 75mm	100mm
8cm	100mm	120 or 150mm

AVAILABLE LOCALLY FROM



Hardscape Resourcing Ltd.
Westleigh Hall • Wakefield Rd
Denby Dale • Huddersfield
West Yorkshire HD8 8QJ

Tel: 01484 860044
email: sales@hrlonline.co.uk
www.hardscape-resourcing.co.uk