



Play Equipment *Fundamental*



Adventure Play Equipment

INNOVATIVE PLAYGROUNDS • DISTINCTIVE CANOPIES • PRACTICAL OUTDOOR CLASSROOMS



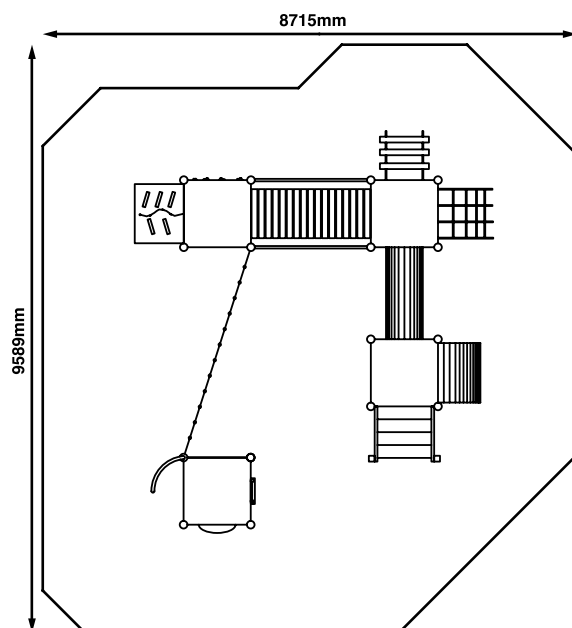
Play Equipment *Fundamental*

Fundamental is our tried and tested range of play equipment featuring favourite designs and activities produced from tough durable components. Many of the designs within the range have been produced for over ten years with many units still going strong today and needing only minor TLC such as jet washing to rejuvenate them for continued use. The Fundamental range has been influenced by education practitioners and children alike with packed play value on every unit from Zoiks with its compact dimensions yet engaging challenges for the very young to Crackerjack sprawling out over four towers with challenges for all ages.





Crackerjack



Crackerjack is a large multi-play unit that engages children of a wide age range. Decks are set at 900mm, 1200mm & 1500mm. Each deck height is designed to have an activity to suit a particular age group. The 900mm deck has simple steps and a barrel climber which leads via a crawl tunnel to the 1200mm deck. This has a scramble net and chunky rung rope ladder. A suspension bridge leads to the first of the two 1.5M decks which feature the hardest activities designed to suit the older age group. There is a rock climbing panel and steep ramp and rope to the first 1.5M deck which connects to the second 1.5M deck via a challenging rope traverse. The 'reward' at the second 1.5M deck is to slide down the fireman's pole or descend via the vertical ladder.



Click with barrel climber and slide



Click with arched bridge



Standard Click

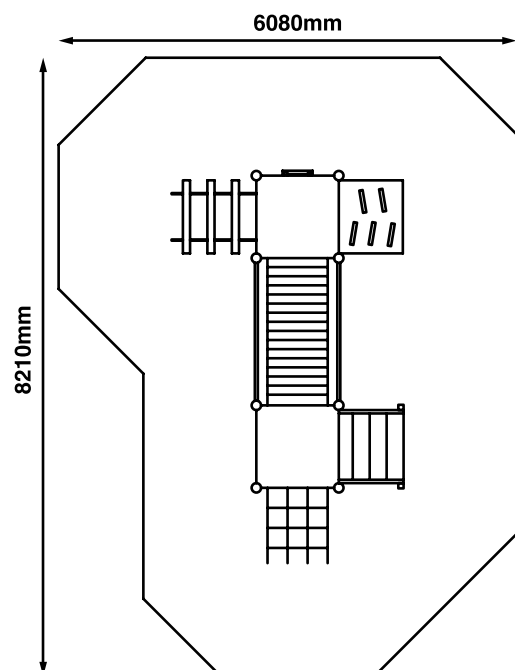


Click with arched bridge



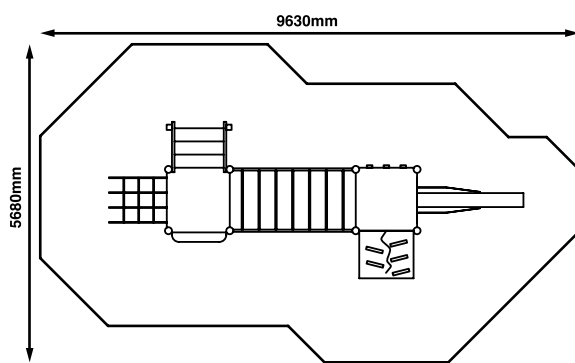
Click with HDPE slide and barrel climber

Click is a two tower play unit for the under six age group, with platforms at 900mm. Click is more conventional than Klunk as the two towers are linked by a suspension bridge. In response to worries of unwelcome 'visitors' congregating under the shelter of play unit roofs out of school hours, Click has roof frames that provide the stimulus for imagination without the need for literal roof coverings. This roof design is available on any of the tower units across the Setter range. Activities are simple steps, vertical ladder, scramble net & rope. A slide is not standard on Click but can be added as an option.





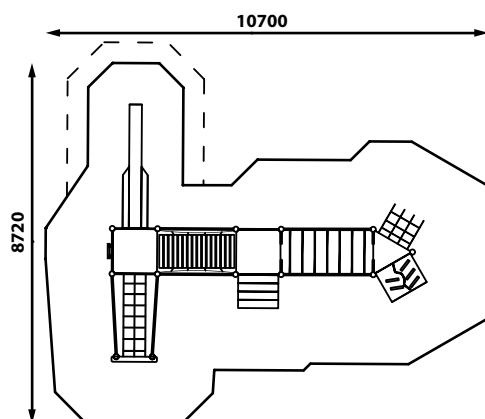
Klunk



Klunk is a two tower play unit for the under six age group with platforms at 900mm. The towers are linked by an over head ladder which at its most basic is there to dangle from, or more conventionally, it is a means of crossing from one tower to the next. Activities are; simple steps, scramble net, ramp & rope and slide. Bench seats under the platforms can be added, as can the Shop counter or O's & X's activity panels. Roofs are not included on Klunk.



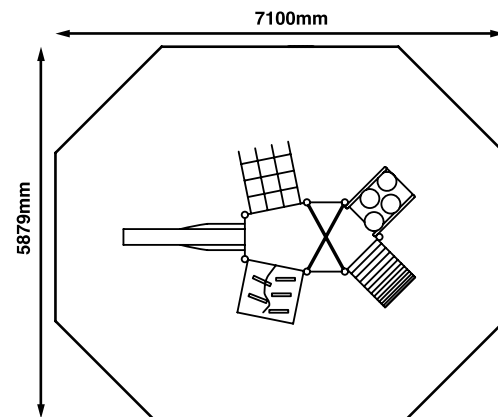
Klink



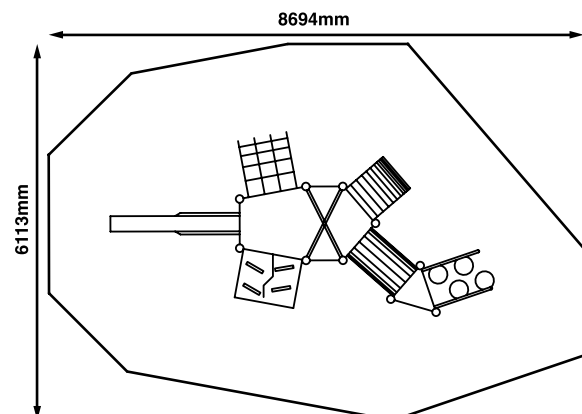
Klink is an amalgamation of the activities of Click and Klunk. The unit has three towers which includes one triangular one and one square one at a height of 900mm and a third one at a height of 1200mm at the end of a rising suspension bridge. The higher tower is accessed by a vertical rock climb wall and an angled net bridge and a stainless steel slide provides a fun way down. The slide can be accessed easily via the simple steps and suspension bridge without the need to negotiate difficult challenges making Klink accessible to most ability levels.



Noggin is a compact multi-play unit packed with activities, including lily pad steps and a barrel shaped climber. The platform height is 900mm approximately 2.4 x 1.2M wide.



Nogson is an extension of Noggin. The fun of a crawl tunnel and extra tower have been added increasing the size and play value. An activity panel can be added beneath the additional triangular tower. As with Noggin the platform heights are set at 900mm making the unit ideal for early years users.

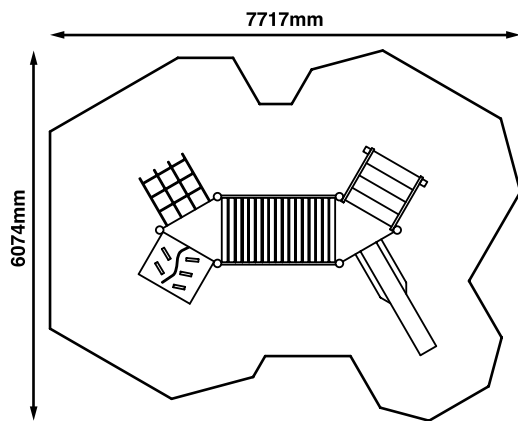


Noggin

Nogson



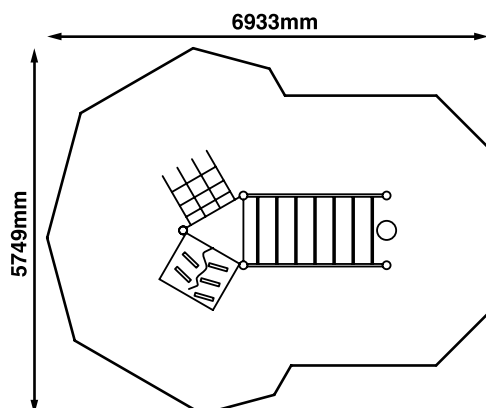
Ant Hill



Ant Hill is a play unit designed for nursery aged children. Two triangular platforms at 900mm are connected by an arched bridge. Platforms are reached by simple steps, a ramp and rope and scramble net. A stainless steel slide provides a fun descent.



Zoiks



Zoiks is a triangular tower with a ramp and climb rope on one face, a scramble net on the other and the third has Monkey Bars leading from it (or a ladder down for the less confident).

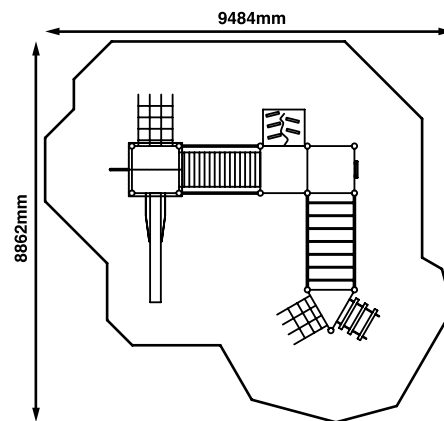
Zoiks is designed for use in pre-school or reception classes. The Monkey Bars present a challenge which many will progress to although initially the rungs can be used simply for dangling from, which all little ones love.



Jellystone



Jellystone is a three tower play unit which is a combination of Skylark and Zoiks. The platforms are triangular 900mm linked by an overhead ladder to a square 900mm platform. The platform levels rise to 1,200mm, and the two remaining platforms are linked by a suspension bridge. Other activities are vertical and angled scramble nets, chunky rung ladder, ramp & rope, firemans pole and stainless steel slide.

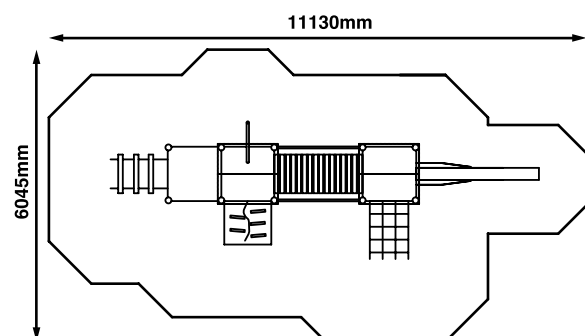


Skylark



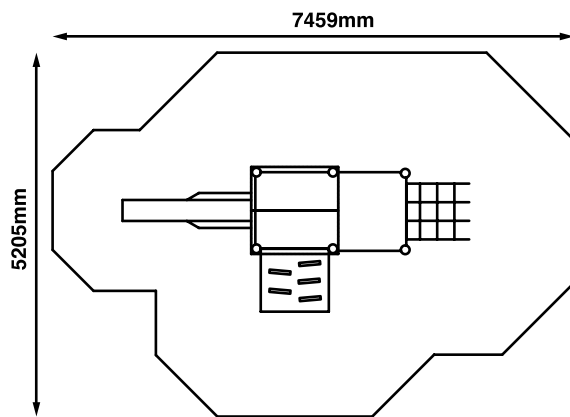
Skylark is a two tower unit based on Top Cat featuring split level platforms on one tower, and a single level on the other linked by a suspension bridge. Platform heights are 900mm and 1,200mm.

Activities are a vertical ladder, a scramble net, chunky rung ladder, firemans pole, ramp with climb rope and a long stainless steel slide.





Custom Hector House



Hectors House is a compact multi-play unit particularly suitable for infant play areas on village recreation grounds, nurseries and infant schools.

Activities are a scramble net, fixed vertical ladder, a clamber ramp with climb rope and a stainless steel slide.

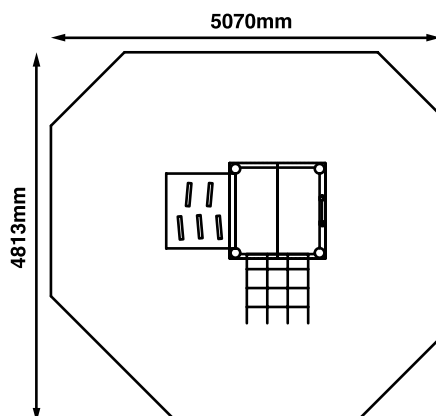
Two platform heights are available at either 900mm or 600mm.



Hectors House



Square Bear with winding steps and slide



Square Bear is the smallest tower in the Setter range and is designed to fit where space and budget are tight. The tower is built to the same safety standards as Hectors House.

Platform height is 900mm and activities are scramble net, ramp and rope, vertical ladder and lookout panel.



Square Bear



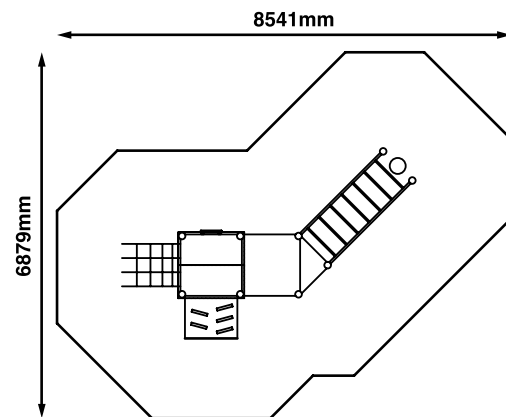
Muttley



Muttley with additional shop counter panel

Muttley is designed to combine the physical challenges of Zoiks with the imaginative stimulation of Hectors House. There are three Platform levels at 600mm, 900mm & 1,200mm.

Muttley is total climbing featuring; ramp and rope, overhead ladder, scramble net, fixed vertical ladder and rungs. An option of a long, stainless steel slide from the 1,200mm platform is available.



Top Cat

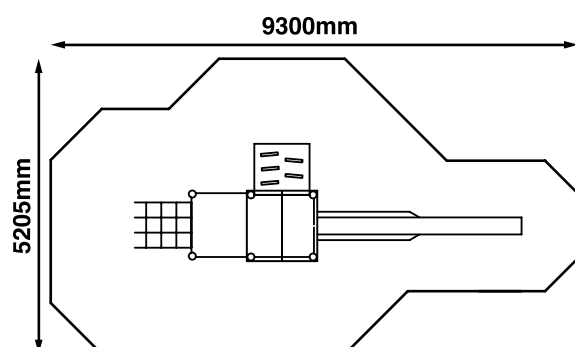


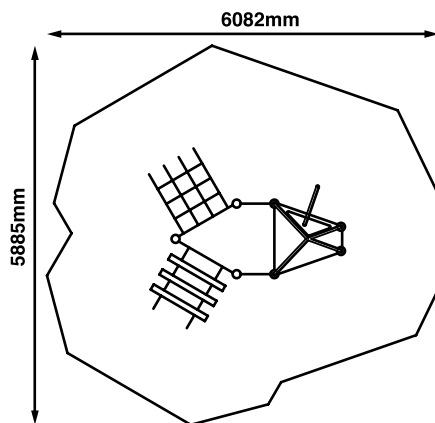
Single tower Top Cat with shop counter panel



Top Cat with firemans pole

The Top Cat is designed for helping to build the upper body strength by using the rope ladder, scramble net or clamber ramp. The firemans pole encourages confidence with height and stimulates kids imagination.

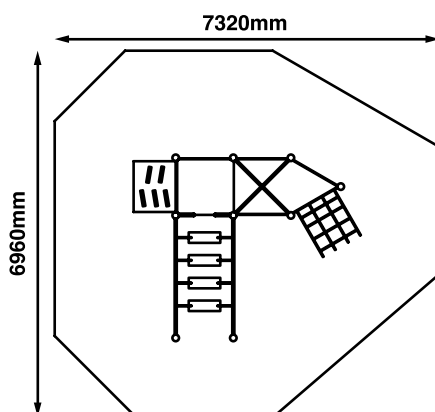




Spoofum is a compact climbing unit for juniors up to 11 years of age. Platform heights are 1,200mm & 1,500mm. With scramble net & chunky rungs to 1,200mm, rock wall and firemans pole at the 1,500mm deck.



Spoofum







The Bedrock is designed for helping to build the upper body strength by using the rope ladder, scramble net or clamber ramp. The firemans pole encourages confidence with height and stimulates kids imagination.



Bedrock



Play Houses



Play houses are available in many shapes and sizes. The enclosed play houses can have climbing activities over the roof in the form of rock climbing holds or blocks giving the units active as well as social play dimensions. Play houses with climbing activities require safer surfacing. Other play houses available range from simple open sided structures with benches under a roof to semi enclosed units with shop counters or play panels.





Swings




Bird's nest swing



Junior swing



Cradle seat swing



Cantilever swing



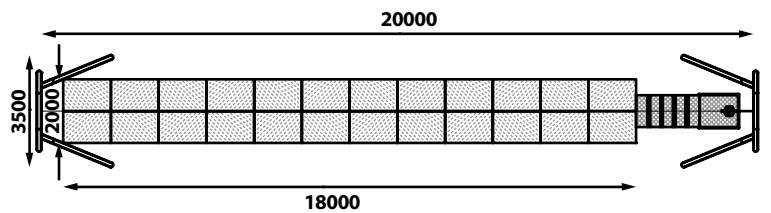
Five way swing

Swings are one of the oldest pieces of play equipment. From a simple stick on a rope slung over a branch, swings have come a long way but at their essence have not changed much at all as they all provide that feeling of stomach churning excitement or simple swaying pleasure. New innovations like the Bird's Nest Swing have proved to be really popular presenting fun to many abilities by having the large basket to lay back in and be fully supported. Traditional flat seat and cradle seat swings are still as popular as ever and the thrill of the fiveway swing seeing children swinging in towards one another and almost touching is great fun.





A Setter Zipwire is a great asset in any public playground appealing to all ages of children and indeed grown ups have been known to have a go too. The Setter Zipwire is an original mix of large diameter logs combined with the strength and durability of steel. The colour of the steel post caps can be either red, green or blue.

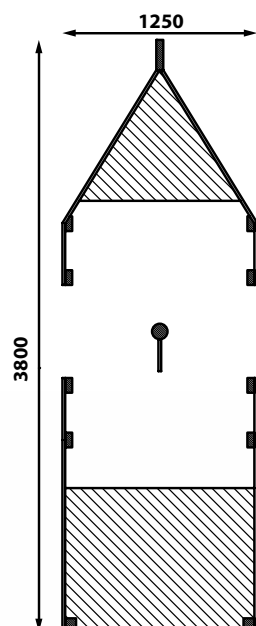




Pugwash



Log Pugwash



Pugwash is designed to simulate imaginative play. Parts of the equipment that are used in play do not exceed 600mm therefore safer surfacing is not required.

The equipment is permanently fixed and can be installed into either tarmac or grass.

Pugwash is available as a log boat too in keeping with the introduction of our Elemental range.

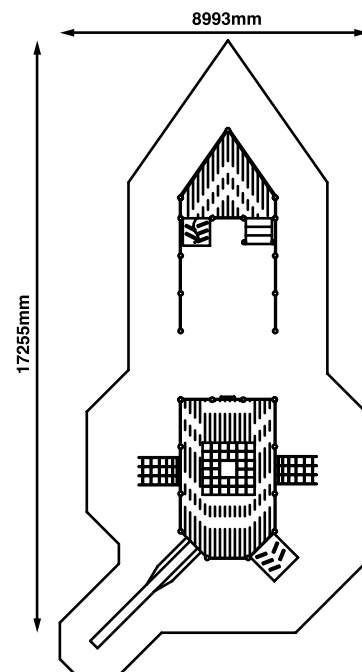




Galleon

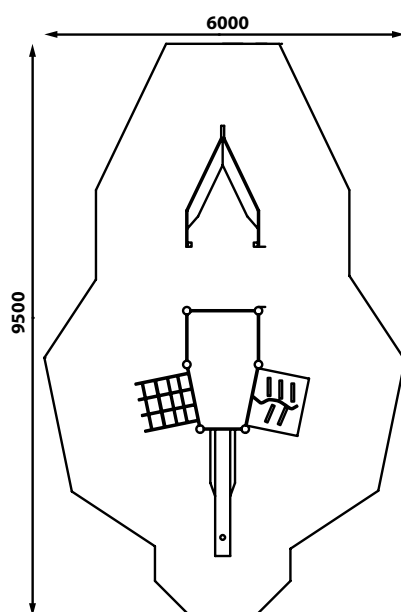


The Galleon is a super-sized multi-play unit designed to be a central focal point in a playground. The unit contains activities for all age groups including limited mobility users who can access the 900mm 'bow' using the simple steps or play with the floor mounted activity panels. The top deck and stern are 1.7M high and so provide a great vantage point over the rest of the playground. The long stainless steel slide provides the fun descent from the deck or there are several climbing activities including the tube net in the middle of the deck. The panels and barriers are available in several different colour options.






Tug Boat



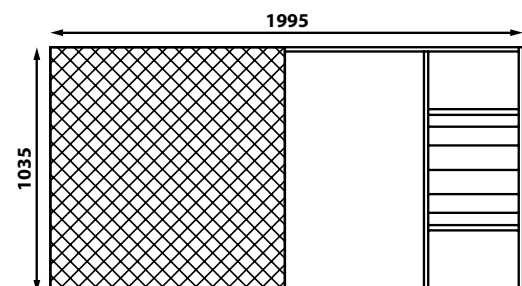
Tug Boat is designed to provide a medium sized multi-play unit within the boat themes of Pugwash and the Galleon. Pugwash doesn't provide climbing activities and Galleon is huge. Therefore a unit was needed to fill the middle ground. Tug Boat is based on a combination of Noggin and of Pugwash and features a mix of active play and imagination stimulus. The deck is set at 900mm and is accessed by a scramble net and ramp and rope climber with a slide being provided as the route off. Other activities can be substituted such as the barrel climber, firemans pole and lily pad steps and activity panels such as the treasure map and pirate's head can be added below deck.



Playbus is designed to be a free standing, imagination play vehicle. There are three bench seats for the driver(s) and passengers. The floor area is 1,200mm x 2,400mm.



The play train is an themed imagination play vehicle made throughout from durable HDPE. The train is a bright cheerful addition to a playground providing robust play for the very young. There are benches in the cab and tunnel hatches through the tender to access the cab and tender rear. There is also the option of a carriage with tunnel hatches and a platform lid on which to sit.



Play Train



Playbus



Adventure Play Equipment



Setter Limited Adventure Play Equipment
Unit 6a Shefford Mill, Stanford Road,
Shefford, Bedfordshire, SG17 5NR UK

t: 01462 817538
f: 01462 816907
e: info@setterplay.co.uk

www.setterplay.co.uk
www.settershelters.co.uk