



Cycle-Works Ltd

The Cycle Storage Specialists

cycle-works.com • 023 9281 5555

Product Overview

Racks





Cycle-Works

Sheffield Stands & Variations

Designed
and
"Made in
Britain"



secure | innovative | stylish



Overview

The Sheffield-style stand is the simplest and most common type of bike parking. It is easy to use, familiar, and well suited to installation in public spaces. Each rack is firmly anchored to the ground and provides a secure locking point for two bikes. Cycle-Works racks offer a choice of high quality materials, finishes and mounting options. Some racks can also have a logo laser cut into the design to match local identity or brand.

Secure and Easy to Use

Cycle-Works offers a horizontal security bar either as an option or an integrated part of all of its racks and we strongly recommend that these are always fitted. The security bar adds strength to the rack and can prevent the bike lock from being manipulated down to ground level where it can easily be attacked.



Cycle-Works Ltd


The Cycle Storage Specialists

cycle-works.com • 023 9281 5555



Sheffield Stands & Variations

We offer a range of racks to suit your site, security requirements and budget. Each rack can be produced with a choice of mounting options and a choice of finishes. If you don't see a design here that suits your site get in touch and we can design and manufacture the racks you need



[more info](#)

Conservation Rack

Designed to offer secure locking in historic conservation areas.



[more info](#)

Circle Rack

An attractive variation of the rounded A with an integrated circle.



[more info](#)

Crescent Rack

An attractive variation of the rounded A with a curved locking bar.



[more info](#)

Rounded A

Our most popular rack features an integral security bar.



[more info](#)

Oxford Rack

An attractive variation of the rounded A with a distinctive locking bar.



[more info](#)

Profile Rack

A popular choice & especially effective where space is limited.



[more info](#)

Rounded Sheffield

A variation on the Sheffield, shown with optional security bar.



[more info](#)

Winchester Rack

Designed to offer secure locking in historic conservation areas.



[more info](#)

Y-Rack

A elegant yet substantial design that locks both wheels and frame.



[more info](#)

Lock2Me

A stylish & modern design with integral locking points.



[more info](#)

Sheffield Stand

The classic bike stand, simple & cost effective.



[more info](#)

Theta

Carefully designed cycle stand has a cross tube for secure locking points.



[more info](#)

Sweet Heart

A popular alternative for the safe & secure parking of bikes.



[more info](#)

O Ring

The beautiful smooth lines give a clean contemporary feel.



[more info](#)

Loop the Loop

This sleek design allows both wheels to be locked on for better security.



[more info](#)

Double D

A larger hoop it ensures that both front and rear wheels can be locked.



Safety Pin

Works where space is limited & an interesting design is required.



[more info](#)

Big Heart

Tough Love's big brother made from 60mm diameter tube.





Sheffield Stands & Variations

Mounting Options



Toast Rack

Racks are supplied welded to metal rails and bolted to the ground using 110mm bolts. Toast racks can easily be moved if required.



Surface Mounted

Surface mounted racks are bolted to good quality concrete using 100mm bolts.




Embedded

Racks can be embedded into concrete to a depth of 300mm. The legs of the rack are fitted with a lip or peg to prevent lifting.

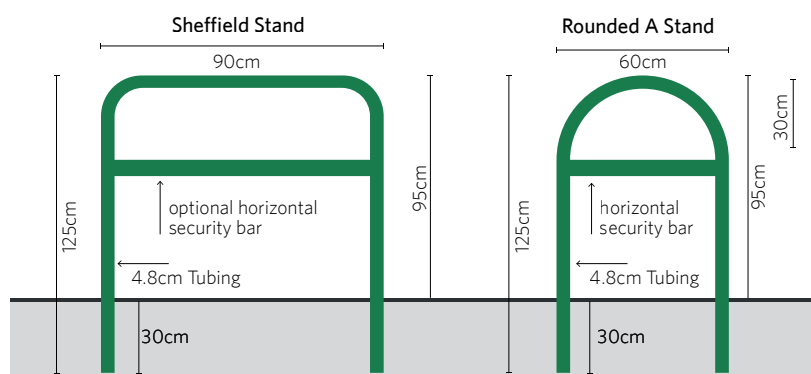
Securing Your Bike

Ideally the bike frame and both wheels should be locked to the stand with two locks. If only one lock is available it is recommended that this is used to secure the front wheel (as this is the easiest to remove) and the frame to the stand.

Locks should pass through the stand above the locking bar or through any locking points cut into the security bar. Remember to remove accessories, such as lights, from your bike.



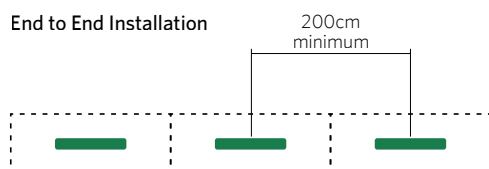
Dimensions & Spacing



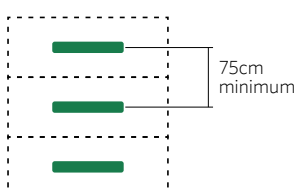
In order to achieve the best use of space without making the racks difficult to use it is vital to carefully consider the spacing of your racks. These guidelines should help you.

Measurements given here are for a single row of racks. If you are installing multiple rows then the minimum spacing between side-by-side racks should be increased from 75cm to 1000cm to allow users to wheel bikes between racks.

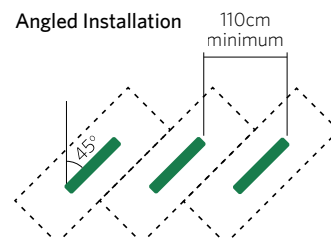
End to End Installation



Side by Side Installation



Angled Installation





Sheffield Stands & Variations

Materials



Stainless Steel

Stainless steel gives a beautiful non-rusting polished finish that looks great in all surroundings. We recommend Marine grade 316 stainless steel, but other grades are also available.



Galvanised and Nylon-Coated

An excellent long-lasting finish that won't damage a bike's paintwork. This finish is available in most RAL colours. The rack is galvanised before being coated to provide maximum protection against corrosion.



Galvanised

This low cost finish gives effective corrosion protection for ten to fifteen years. The look is industrial and utilitarian.

BREEAM

As with all our lockers, shelters and racks they can be used to help demonstrate compliance with BREEAM and achieve a high BREEAM rating when used in an appropriate situation.

[more info](#)

Code for Sustainable Homes

As with all our lockers, shelters and racks they can be used to help contribute towards gaining your 2 ENE8 Cycle Storage Credits when used in an appropriate situation, under the Code for Sustainable Homes.

[more info](#)

About Cycle-Works

Cycling is our passion. We believe that cycling is good for people, good for society and good for the environment. This belief underpins everything we do. We believe that the provision of quality facilities will increase the use and acceptance of the bicycle.

All our employees and associates cycle regularly in diverse disciplines such as commuting, touring and long distance audax rides. We are active in both local and national cycle campaigning.



Cycle-Works Products

- Individual bicycle lockers
- High capacity 2-tier racks
- Open access and lockable shelters
- Wide range of individual racks
- Vertical and horizontal wall mounted racks
- Custom made solutions

Cycle-Works Services

- Initial site visits and advice on product selection
- Consultation on your construction plans
- Full delivery and installation services
- Aftercare and maintenance

