


CORE COMMERCIAL 65-30

Most frequently specified for commercial parking areas and access roads with gradients of up to 20% (1in5). This grid is capable of taking high volume of vehicles on a regular basis and HGV through-traffic. The cells are designed to take up to a 24mm angular aggregate.



CORE Commercial has been specifically developed to withstand heavy commercial traffic. This is the ideal gravel stabilisation system for car parks, access roads and caravan parks.

The perforated HDPE base provides maximum stability whilst allowing the water to flow freely through the system.

With our patented quick lock joining mechanism the panels can be installed quickly and easily. With an incredible coverage rate of 24m² per tonne of aggregate this really is one of the most cost effective, heavy duty & SUDS compliant surfaces in today's market.

The panels are available in both black and white with contrasting plug-in markers to create parking bays, this system will comply with current UK building regulations for all commercial parking areas.

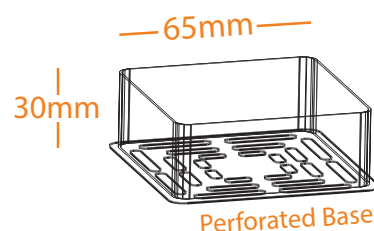


CORE Commercial can be installed as a new porous surface or over existing hard surfaces such as tarmac, concrete or compacted gravel with minimal preparation.

Please see our CORE COMMERCIAL installation sheet for further information and guidance on build up and subbase requirements.



For any additional information or specification queries please give our technical team a call on freephone 0800 118 2278.










TECHNICAL SPECIFICATION

Material	HDPE (High Density Polyethylene)
Sheet Size	(1180 x 600mm) 0.65m ²
Aggregate Size	Up to 24mm angular
Cell Wall Thickness	3.2mm
Aggregate Coverage	23-24m ² per tonne
Depth of Cells	30mm (width 65mm)
Colour	Black or White
Clipping Mechanism	'Lock & Drop' (all 4 sides)
Unit Weight	2.6kg per panel

APPLICATIONS

- ☒ Commercial Parking Areas
- ☒ Access Road with Medium/Heavy Traffic
- ☒ Suitable for HGV Through-Traffic
- ☒ DIN14090 Approved (Fire Service Access)

BENEFITS

 DDA COMPLIANT	 ECO-FRIENDLY	 LOW COST
 LINE MARKINGS	 NO WEEDS	 EASY INSTALL
 STABILISES GRAVEL	 STRONG	 SUDS COMPLIANT

