

# CLEARBOUND STANDARD RANGE

resin bound surfacing colour chart and features  
Clearstone Paving Ltd. [Spec. SEP 2018 v11]



**Clearstone name: AMBER**

Colour: Tans, Warm Grey & Creams  
Shape: Slightly Rounded  
Main Uses: Medium Traffic,  
Drives, Car Parks, Paths

Size: 2-5 mm  
Rock Type: Quartz  
Performance: 3  
PSV: 50 est %RIS: 2



**Clearstone name: LUNA**

Colour: Silver, Dark & Light Greys  
Shape: Angular  
Main Uses: Medium Traffic,  
Drives, Car Parks, Paths

Size: 2-5 mm  
Rock Type: Granite  
Performance: 4  
PSV: 52 est %RIS: 1



**Clearstone name: JARRAH**

Colour: Ochre, Light & Dark Tans  
Shape: Angular  
Main Uses: Medium Traffic,  
Drives, Car Parks, Paths

Size: 2-5 mm  
Rock Type: Flint Shingle  
Performance: 3  
PSV: 35-40 est %RIS: 3



**Clearstone name: SPRUCE**

Colour: Creams, Greys, Light & Dark Tan  
Shape: Natural Rounded  
Main Uses: Medium Traffic,  
Drives, Car Parks, Paths

Size: 2-5 mm  
Rock Type: Quartz  
Performance: 3  
PSV: 35-55 est %RIS: 2



**Clearstone name: FLAXEN PEA**

Colour: Browns, Tans & Creams  
Shape: Semi-Rounded  
Main Uses: Medium Traffic,  
Drives, Car Parks, Paths


Size: 2-5 mm  
Rock Type: Quartz  
Performance: 3  
PSV: 50 est %RIS: 2



**Clearstone name: METRO**

Colour: Dark Grey & Black  
Shape: Angular  
Main Uses: Medium Traffic,  
Drives, Car Parks, Paths

Size: 2-5 mm  
Rock Type: Granite  
Performance: 4  
PSV: 54 est %RIS: 1



**Clearstone name: SPICED BARLEY**

Colour: Reds, Tans, Browns & Ochre  
Shape: Angular & Well Rounded  
Main Uses: Medium Traffic,  
Drives, Car Parks, Paths

Size: 2-5 mm  
Rock Type: Granite & Quartzite  
Performance: 5  
PSV: 53 est %RIS: 2



**Clearstone name: BIRCH**

Colour: Light Greys, Creams & Pale Tans  
Shape: Natural Rounded  
Main Uses: Medium Traffic,  
Drives, Car Parks, Paths

Size: 2-5 mm  
Rock Type: Quartz  
Performance: 4  
PSV: 50 est %RIS: 2



**Clearstone name: BREWERS MALT**

Colour: Tans, Browns & Burnt Umber  
Shape: Natural Rounded  
Main Uses: Medium Traffic,  
Drives, Car Parks, Paths


Size: 2-6 mm  
Rock Type: Quartzite  
Performance: 3  
PSV: 55 est %RIS: 3



**Clearstone name: PUMICE**

Colour: Warm & Dark Greys, Whites, Creams  
Shape: Rounded  
Main Uses: Medium Traffic,  
Drives, Car Parks, Paths

Size: 2-5 mm  
Rock Type: Quartz  
Performance: 4  
PSV: 35-50 est %RIS: N/A



**Clearstone name: PLOVER**

Colour: Dark Grey, Black, flecks Tan & Cream  
Shape: Slight Rounded  
Main Uses: Medium Traffic,  
Drives, Car Parks, Paths


Size: 2-5 mm  
Rock Type: Quartz & Basalt  
Performance: 4  
PSV: 35-50 est %RIS: N/A



**Clearstone name: SEVILLE**

Colour: Tans, Ochre & Creams  
Shape: Rounded to Irregular  
Main Uses: Medium Traffic,  
Drives, Car Parks, Paths


Size: 2-5 mm  
Rock Type: Quartz  
Performance: 4  
PSV: 35-40 est %RIS: 2



**Clearstone name: BRONZE TRIO**

Colour: Browns, Tans & Ochre  
Shape: Well Rounded & Angular  
Main Uses: Medium Traffic,  
Drives, Car Parks, Paths

Size: 2-5 mm  
Rock Type: Quartzite  
Performance: 3  
PSV: 50 est %RIS: 3



**Clearstone name: MOCHA**

Colour: Tans, Raw Umber & Ochre  
Shape: Mainly Rounded  
Main Uses: Medium Traffic,  
Drives, Car Parks, Paths

Size: 2-5 mm  
Rock Type: Shingle & Quartzite  
Performance: 3  
PSV: N/A %RIS: 2



**Clearstone name: CHESIL**

Colour: Tans, Creams & Soft Yellows  
Shape: Natural Round  
Main Uses: Medium Traffic,  
Drives, Car Parks, Paths

Size: 2-5 mm  
Rock Type: Quartzite  
Performance: 3  
PSV: 35 est %RIS: 3