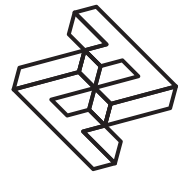


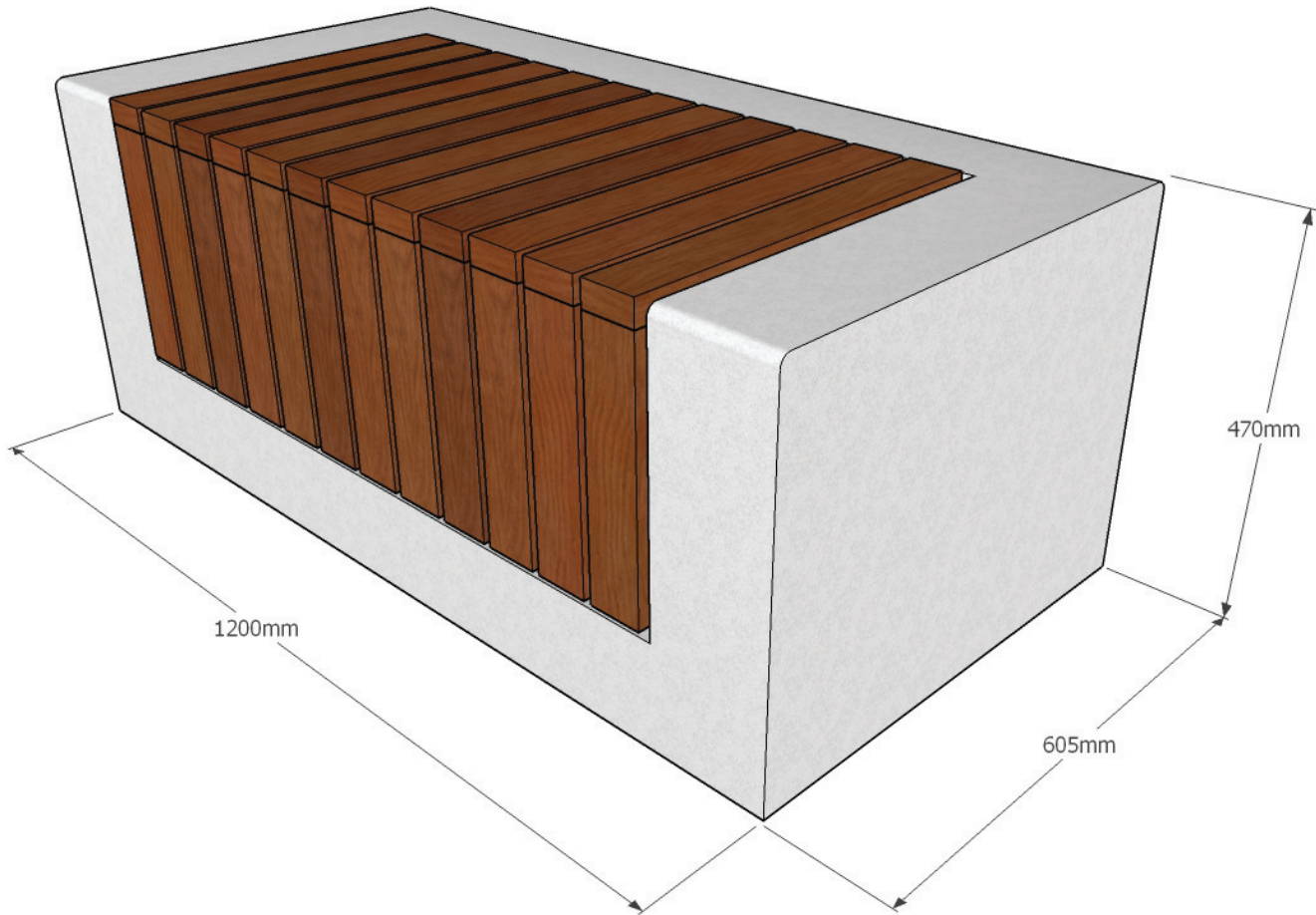


# FACTORY FURNITURE



## Concrete Single RAKT Bench (1.2x0.6m)



### SPECIFICATIONS

#### Composition

*Slats* - FSC® certified tropical hardwood

*Frame* - Galvanised mild steel - powder coated (grey)

*Base* - Smooth white concrete. (Other concrete finishes are available on request). Galvanised mild steel internal reinforcement frame

#### Finish

Natural finish as standard. (Oil or microporous woodstain available on request). Concrete sealed (waterproofed and anti-graffiti)

#### Dimensions

*Metric* L - 1200mm | W - 605mm | H - 470mm

*Imperial* L - 3' 11" | W - 2' 0" | H - 1' 6½"



**Approx weight** 815kg

#### Foundation

1 no. pad 1300 x 700 x 400 mm in C20 concrete (recommendation only)

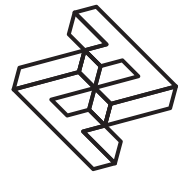
#### Handling

Please observe health & safety lifting guidelines. A fork lift or crane will be required for off loading and positioning of items. Features integrated lifting sockets - **\*\*Lifting eyes not supplied\*\***



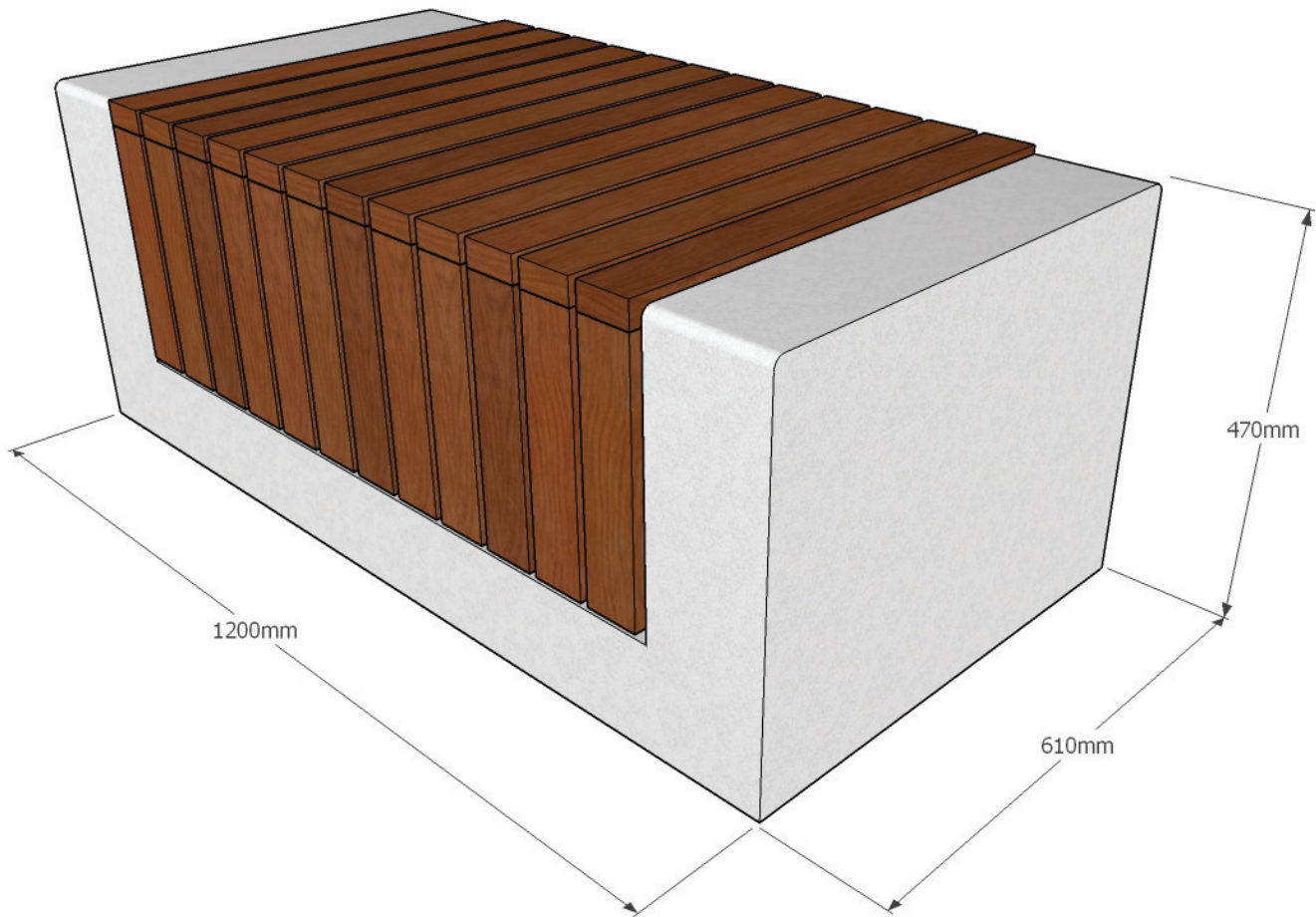
#### Maintenance

Depends on usage and position. All elements will require annual cleaning. Wood should be treated every other year if coated. Concrete requires no maintenance. Galvanised and powder coated mild steel only requires maintenance if damaged.

# FACTORY FURNITURE



## Concrete Double RAKT Bench (1.2x0.6m)



### SPECIFICATIONS

#### Composition

Slats - FSC® certified tropical hardwood

Frame - Galvanised mild steel - Powder coated (grey)  
Base - Smooth white concrete. (Other concrete finishes are available on request). Galvanised mild steel internal reinforcement frame

#### Finish

Natural finish as standard. (Oil or microporous woodstain available on request). Concrete sealed (waterproofed and anti-graffiti)

#### Dimensions

Metric L - 1200mm | W - 610mm | H - 470mm

Imperial L - 3' 11" | W - 2' 0" | H - 1' 6½"



**Approx weight** 803kg

#### Foundation

1 no. pad 1300 x 700 x 400 mm in C20 concrete (recommendation only)

#### Handling

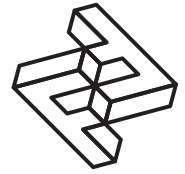
Please observe health & safety lifting guidelines. A fork lift or crane will be required for off loading and positioning of items. Features integrated lifting sockets - **\*\*Lifting eyes not supplied\*\***

#### Maintenance



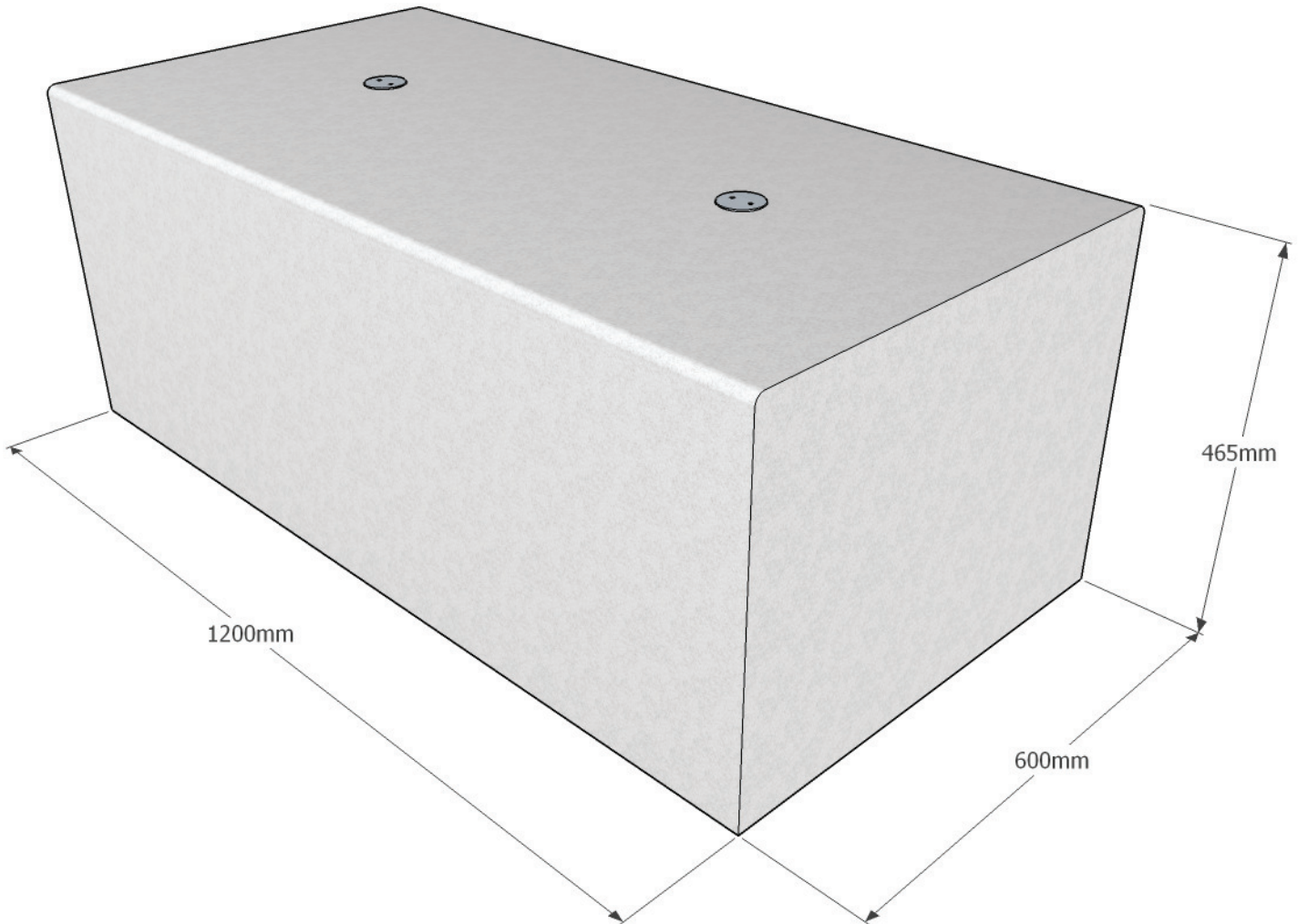
Depends on usage and position. All elements will require annual cleaning. Wood should be treated every other year if coated. Concrete requires no maintenance. Galvanised and powder coated mild steel only requires maintenance if damaged.



# FACTORY FURNITURE



## Concrete Link RAKT Bench (1.2x0.6m)



### SPECIFICATIONS

#### Composition

Body - Smooth white concrete. (Other concrete finishes are available on request). Galvanised mild steel internal reinforcement frame

#### Finish

Concrete sealed (waterproofed and anti-graffiti)

#### Dimensions

Metric L - 1200mm | W - 600mm | H - 465mm

Imperial L - 3' 11" | W - 1' 11½" | H - 1' 6½"

**Approx weight** 838kg

#### Foundation

1 no. pad 1300 x 700 x 400 mm in C20 concrete (recommendation only)

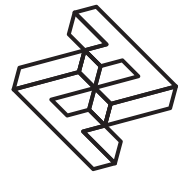
#### Handling

Please observe health & safety lifting guidelines. A fork lift or crane will be required for off loading and positioning of items. Features integrated lifting sockets - **\*\*Lifting eyes not supplied\*\***

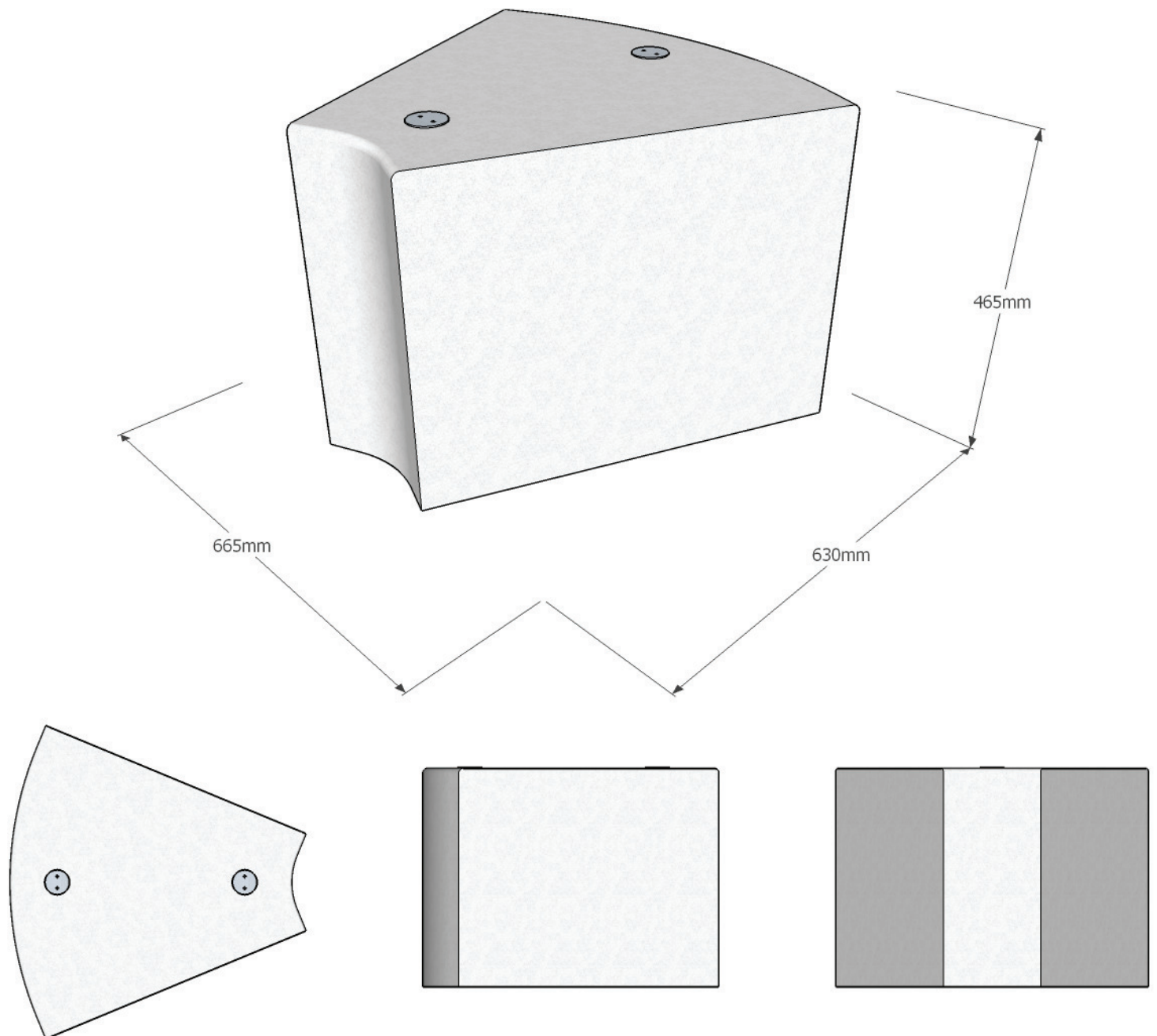
#### Maintenance

Depends on usage and position. All elements will require annual cleaning. Concrete requires no maintenance

# FACTORY FURNITURE



## Concrete Corner RAKT Bench (0.6m)



### SPECIFICATIONS

#### Composition

Body - Smooth white concrete. (Other concrete finishes are available on request). Galvanised mild steel internal reinforcement frame

#### Finish

Concrete sealed (waterproofed and anti-graffiti)

#### Dimensions

Metric L - 665mm | W - 630mm | H - 465mm

Imperial L - 2' 2" | W - 2' 1" | H - 1' 6½"

Approx weight 317kg

#### Foundation

1 no. pads 800 x 750 x 400 mm in C20 concrete (recommendation only)

#### Handling

Please observe health & safety lifting guidelines. A fork lift or crane will be required for off loading and positioning of items. Features integrated lifting sockets - **\*\*Lifting eyes not supplied\*\***

#### Maintenance

Depends on usage and position. All elements will require annual cleaning. Concrete requires no maintenance