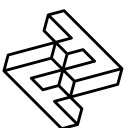


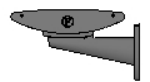
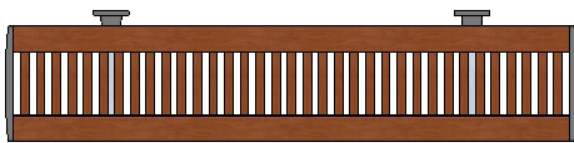
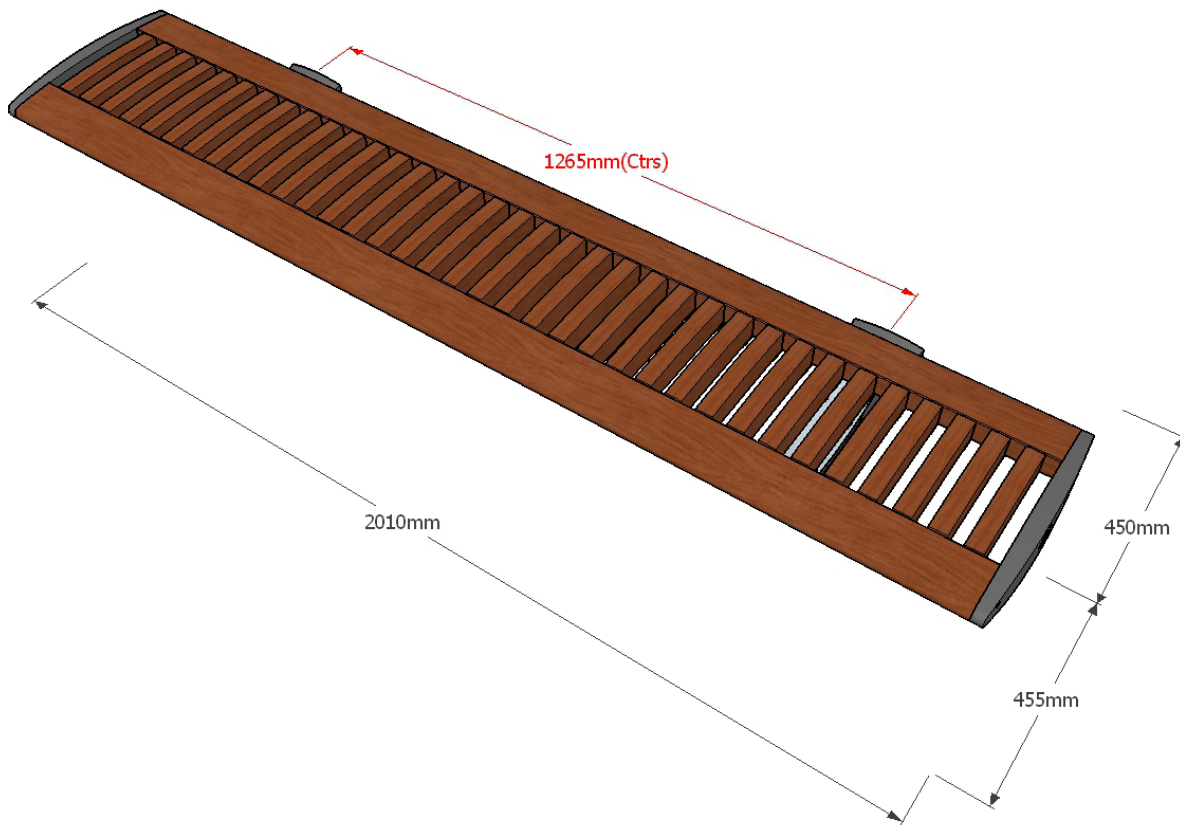
FACTORY FURNITURE



Foil Wood Bench - Wall Mounted

TECHNICAL SHEET





Composition

Slats - FSC® certified tropical hardwood

Frame - Stainless steel

Mounting arms and end caps - Cast aluminium



Finish

Wood - Natural finish as standard. (Oil or microporous woodstain available on request).

Aluminium - polyester powder-coated (grey as standard or to customer spec).

Stainless steel - satin polished finish

Dimensions

Metric L 2010mm | width 455mm | height 250mm*

Imperial L 6' 7" | width 1' 6" | height 10"*

*Ideally fitted at 450mm (1' 5½") above ground level

Approx weight

51kg

Fixing centres

1265mm (4' 2"). Holes in basket - 75mm(3") x 140mm (5½")

Fixing method

3 no. resin fixed anchors per bracket (6 no. total)

Handling

Please observe health and safety lifting guidelines. A fork lift or crane may be required for off-loading and positioning of items

Maintenance

Depends on usage and position. All elements will require cleaning annually. Wooden elements should be treated every other year if coated. Stainless steel requires no further maintenance. Polyester powder-coated aluminium will require maintenance only if damaged. will require maintenance only if damaged.

