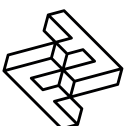


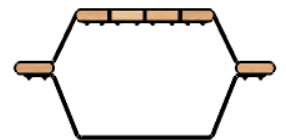
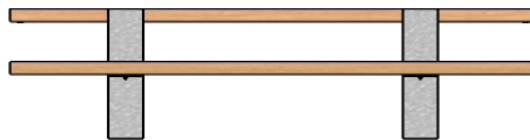
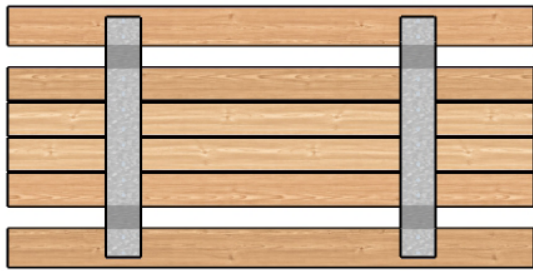
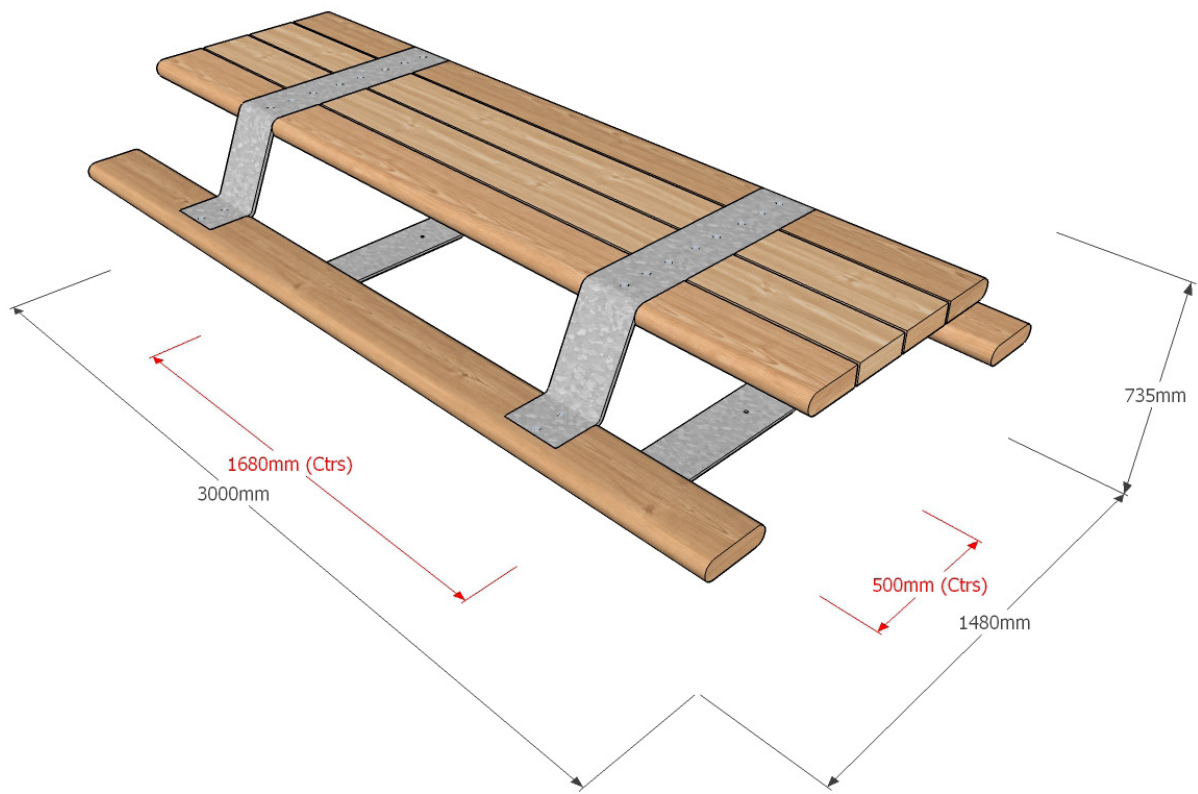
# FACTORY FURNITURE



## North Picnic Table

TECHNICAL SHEET





## Composition

Slats - FSC® softwood\*

Frame - Hot-dip galvanised mild steel  
(option for powder-coated finish)



## Wood finish

Timber left untreated as standard. \*Option for Shou Sugi Ban (charred) and other FSC timbers available

## Dimensions

Metric L 3000mm | width 1480mm | height 735mm  
Imperial L 9' 10" | width 4' 10½" | height 2' 5"

## Approx weight

294kg

## Fixing centres

1680mm (5' 6") x 500mm (1' 7½")

## Fixing method

4 no. sleeve anchors total (freestanding opt available)

## Foundation

2 no. pads 300 x 300 x 900 mm in C20 concrete  
(recommendation only)

## Handling

Please observe health and safety lifting guidelines. A fork lift or crane will be required for off-loading and positioning of item

## Maintenance

Depends on usage and position. All elements will require cleaning annually. Galvanised steel will require maintenance only if damaged.

