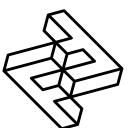


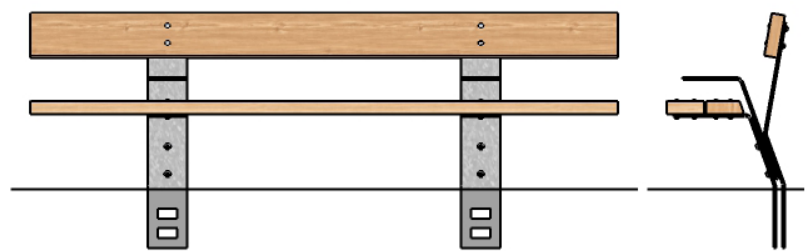
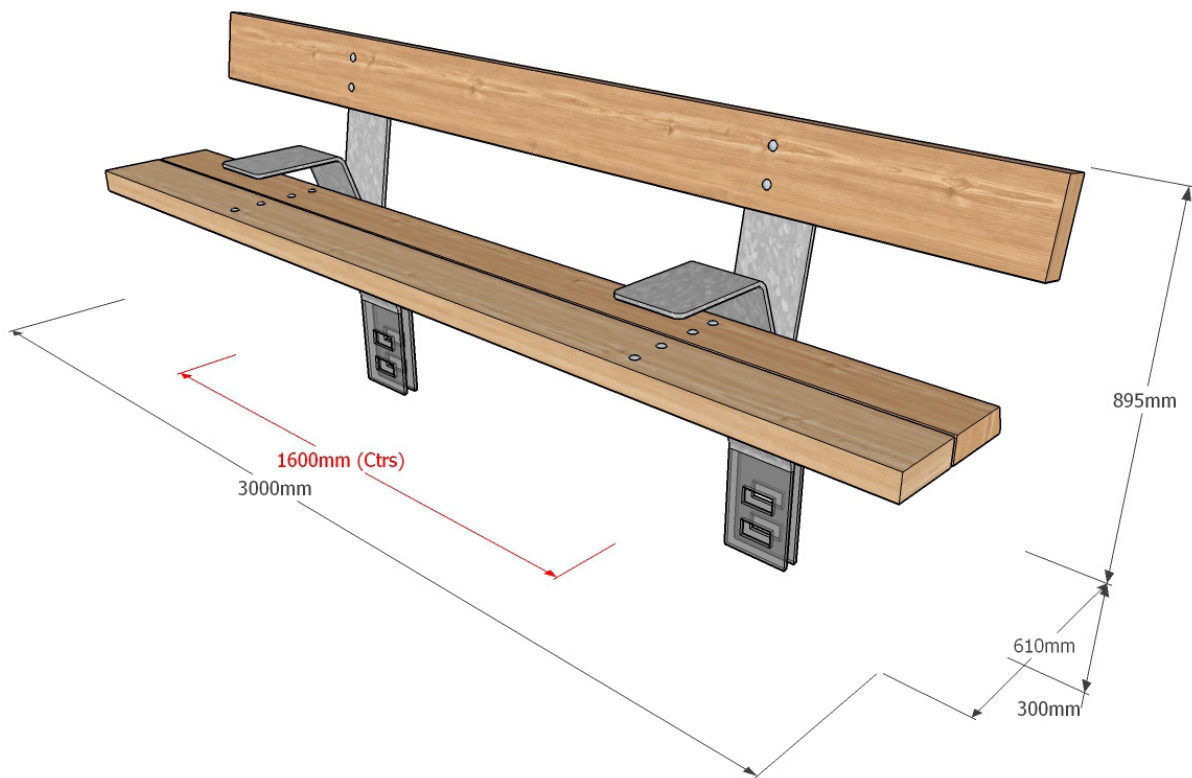
FACTORY FURNITURE



Pik Seat (sub-surface fix)

TECHNICAL SHEET





Composition

Slats - FSC® softwood*

Frame - Hot-dip galvanised mild steel
(option for powder-coated finish)



Wood finish

Timber left untreated as standard. *Option for Shou Sugi Ban (charred) and other FSC timbers available

Dimensions

Metric L - 3000mm | W - 610mm | H - 895mm*

Imperial L - 9' 10" | W - 2' 0" | H - 2' 11"*

*Not including +300mm (12") below ground level

Approx weight

204kg

Fixing centres

1600mm (5' 3")

Fixing method

Legs root fixed 300mm (12") below ground level in concrete pads

Foundation

2 no. pads 400 x 400 x 400 mm in C20 concrete
(recommendation only)

Handling

Please observe health & safety lifting guidelines. A fork lift or crane will be required for off loading and positioning of items

Maintenance

Depends on usage and position. All elements will require cleaning annually. Galvanised steel will require maintenance only if damaged.

