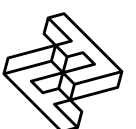


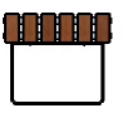

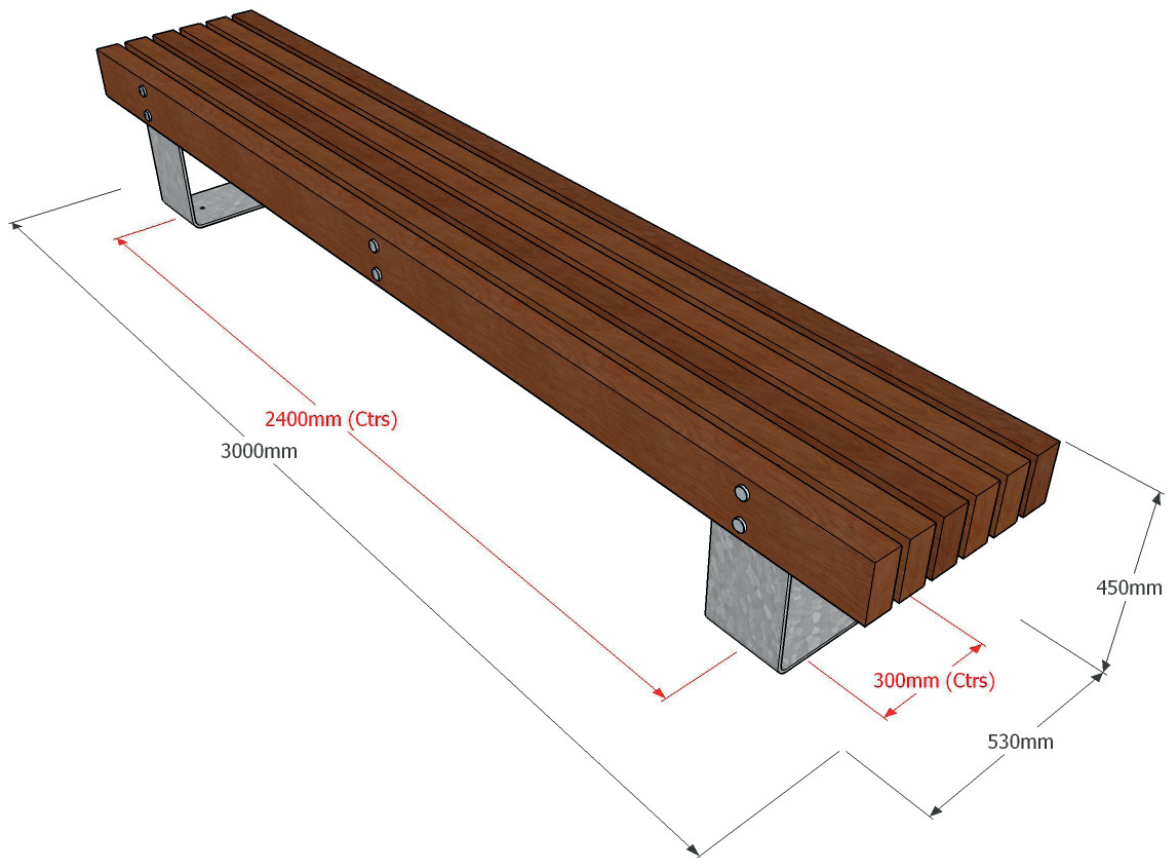
FACTORY FURNITURE



Quay Bench

TECHNICAL SHEET





Composition

Slats - FSC® certified tropical hardwood or FSC® certified tanalised softwood

Frame - Hot dipped galvanised mild steel



Wood finish

Natural finish as standard. (Oil or microporous wood stain available on request). Tanalised finish left untreated as standard.

Dimensions

Metric L - 3000mm | W - 530mm | H - 450mm

Imperial L - 9' 10" | W - 1' 9" | H - 1' 5½"

Approx weight

231kg (114kg softwood option)

Fixing centres & method

2400mm (7' 10½") x 300mm (12") - Legs fixed with 2 off resin anchors per leg

Foundation

2 no. pads 400 x 400 x 600 mm in C20 concrete (recommendation only)

Handling

Please observe health & safety lifting guidelines. A fork lift or crane will be required for off loading and positioning of items

Maintenance

Depends on usage and position. All elements will require annual cleaning. Wood should be treated every other year if coated. Galvanised steel will require maintenance only if damaged

