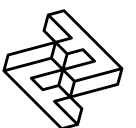



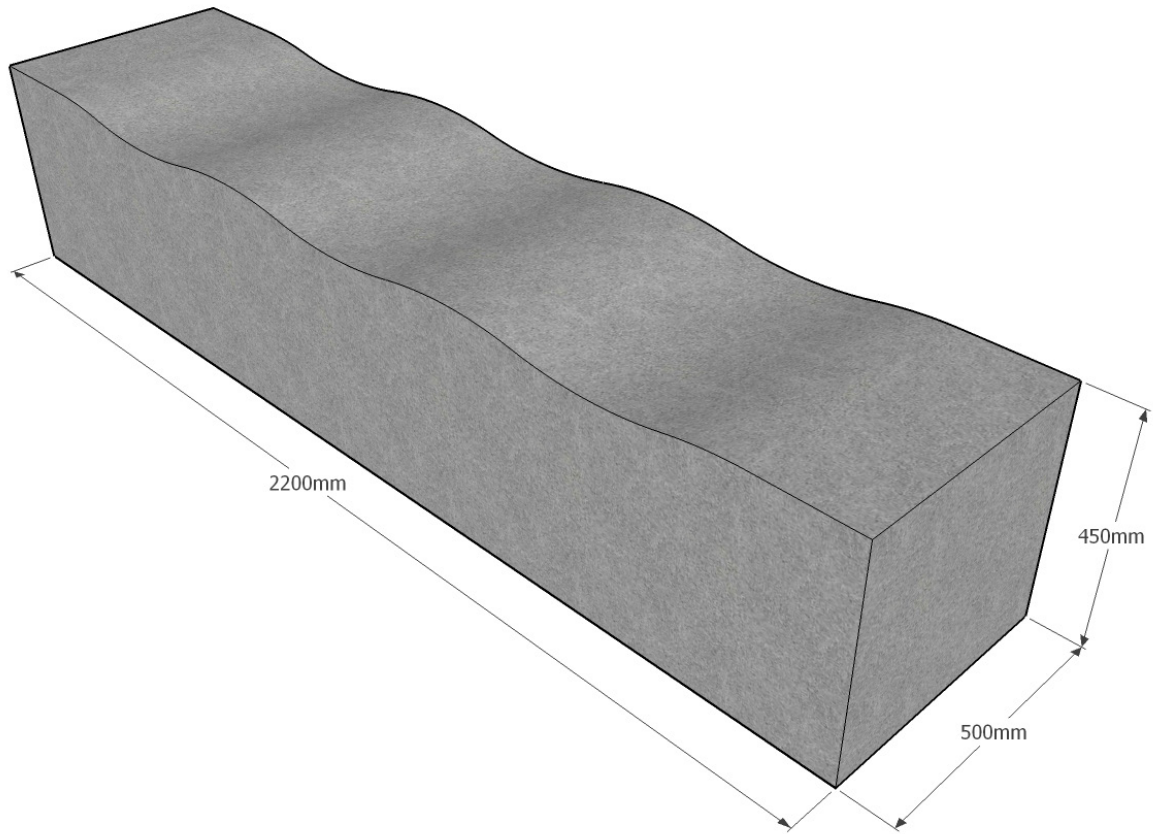
FACTORY FURNITURE



Serpentine Granite Bench

TECHNICAL SHEET





Composition

Seat material - Silver grey granite

Finish

Bush hammered

Dimensions

Metric L 2200mm | width 500mm | height 450mm*

Imperial L 7' 2½" | width 1' 7½" | height 1' 5½"

*Not inc. +50mm below ground level for sub-surface fix option

Approx weight

1297kg (1445kg sub-surface option)

Fixing centres & method

N/A

Foundation

Suitable to sustain weight of granite

Handling

Please observe health & safety lifting guidelines. A fork lift or crane will be required for off loading & positioning of items

Maintenance

Depends on usage and position. All elements will require cleaning annually

