

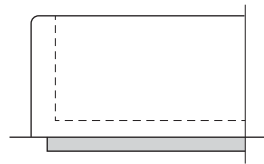
BLYTH CONCRETE PLANTER RANGE



Heavy duty exterior planters

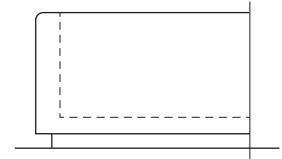
The Blyth range offers large robust concrete planters that provide a sense of permanence in a street setting especially, with large capacity versions suitable for shrubs and small trees as well as lower level decorative planting. There are three sizes, all available in a range of colour mixes (including greys, whites and buffs) and surface finishes (smooth, textured or exposed aggregate) that can be selected to compliment the surrounding hard landscape and architecture. Concrete seating blocks are also available from the same family to allow for a coordinated suite of products across a scheme.

The outside top edges and vertical corners of Blyth planters have a generous radius as a safety feature and a recess at the base to give 2 different installation options.



Installation Option 1:

Base of planter set below finished paving level



Installation Option 2:

Base of planter set on top of finished paving

LIGHT
GREY 1



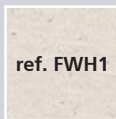
ref. FGR1

DARK
GREY



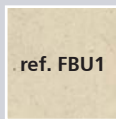
ref. FCH1

WHITE



ref. FWH1

BUFF



ref. FBU1

A selection of the concrete colour mixes available are shown above - refer to Furnitubes' Concrete Seating brochure to view all standard concrete colour and finish options.

BLYTH PLANTER RANGE

Concrete planter

BLRP 600

600mm (sq) x 450mm (h); weight: 260kg

BLRP 100

1000mm (sq) x 450mm (h); weight: 700kg

BLRP 180

1800mm (l) x 600mm (w) x 450mm (h); weight: 710kg

OPTIONS:

- Range of colour mixes & finishes
- Drainage holes
- Anti-skate devices

