



TRADITIONAL CAST IRON & TIMBER SEATING



© Furnitubes Ref: S-195-02-16

www.furnitubes.com



tel: 020 8378 3200

TRADITIONAL CAST IRON & TIMBER SEATING

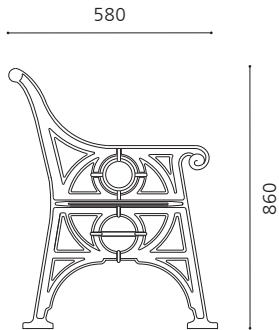
Traditional materials and craftsmanship

Cast iron and timber have been combined for outdoor public seating for many years and the traditional designs from our range fit perfectly in heritage town centres and parks. Our seats and benches are comfortable, decorative and robust, with a familiar charm and character. The basic process of casting iron - pouring molten metal into sand moulds - has remained fundamentally unchanged for hundreds of years. After cooling and removal from the mould, the material surface of the cast iron reveals a characteristic fine texture derived from the sand, giving a more rustic appearance compared for example with products made from rolled steel or die-cast aluminium. As each sand mould is used just once, each cast product has its own unique charm. Well maintained cast iron products have a high corrosion resistance and longevity, as demonstrated by early 18th century cast iron street furniture that can still be seen in towns and cities throughout Europe. The aesthetic quality of cast iron seat 'standards' is complemented by the use of timber slats for seat and / or back platforms. Iroko - a tropical hardwood - is our preferred material as it provides excellent long term durability, and weathers over time to an attractive silvery grey hue, or if preferred a UV protective finish can be pre-applied to help prevent the wood from fading. Furnitubes offer over 10 ranges of cast iron seating styles, most of which have several configuration options. We are able to recreate other traditional styles of seats as specials, and can also design new seats in traditional styles.



EASTGATE SEAT RANGE

The Eastgate is our most popular Victorian-style cast iron and timber seat, widely used in heritage areas for many years. The seat is available in lengths to suit 3 or 4 people, and also as a single seat option. Slats are iroko as standard, in a natural or oiled finish, but are also offered in a wood plastic composite (WPC) material, with a sanded finish to simulate timber, but without the variation in grain of a natural material.



EASTGATE SEAT

Cast iron standards - painted finish, to any BS / RAL colour reference
Iroko timber slats - smooth planed finish

EA 2

1 person seat, 610 mm long

EA 6

3 person seat, 1860 mm long

EA 7C

4 person seat, 2190 mm long, with central support and arm

EA 8C

4 person seat, 2490 mm long, with central support and arm

OPTIONS:

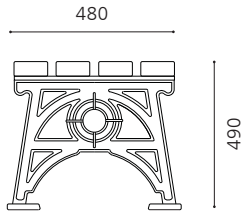
- Date motif on end castings
- Timbers with UV protective finish
- Wood plastic composite (WPC) slats
- Steel slats
- Engraved bronze plaque

INSTALLATION:

Each foot is pre-drilled for an M10 ground fixing (not supplied)



EASTGATE BENCH RANGE



The Eastgate bench is a heavy duty Victorian-style cast iron and timber bench designed to complement the standard seating range of the same name. A longstanding product in Furnitubes' range, the bench is most often used in parks in particular. Available in three lengths - 1800mm, 2100mm and 2400mm - all versions have the option of a cast-in date motif on the seat supports. Bench slats are supplied in iroko timber as standard, with the option of an oiled finish, with cast iron supports painted to any BS or RAL colour.



EASTGATE BENCH

Cast iron standards - painted finish, to any BS / RAL colour reference.
Iroko timber slats - smooth planed finish

EAB 6

3 person bench, 1800 mm long

EAB 7

4 person bench, 2100 mm long

EAB 8

4 person bench, 2400 mm long

OPTIONS:

- Date motif on end castings
- Timbers with UV protective finish
- Recycled plastic slats
- Steel slats

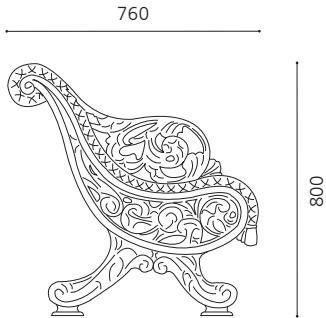
INSTALLATION:

Each foot is pre-drilled for an M10 ground fixing (not supplied)



ROTHERHAM SEAT RANGE

The Rotherham - a distinctive floral-style cast iron seat with timber slats arranged in a scrolled profile - is a replica of a Victorian original, first thought to have been used in London's parks and which continues to be used today in the capital's Royal Parks. The closely aligned iroko timber slats, which are profiled around the tight scrolls at the top and bottom of the seat, provide a generously proportioned and comfortable seat / backrest support.



ROTHERHAM

Cast iron standards - painted finish, to any BS / RAL colour reference.
Iroko timber slats - smooth planed finish

RH 6

3 person seat, 1860 mm long

RH 7

4 person seat, 2160 mm long

RH 8

4 person seat, 2460 mm long

OPTIONS:


- Centre arm
- Timbers with UV protective finish
- Engraved bronze plaque

INSTALLATION:

A steel fixing plate is fitted to the underside of each foot, which is pre-drilled for an M10 or M12 ground fixing (not supplied)

LION SEAT RANGE

The heavy duty seat standards of the Lion range of seats are cast iron and painted black, with the lion's head and other details highlighted in gold as standard. The Lion seat is available in two standard lengths, with longer version including a central cast iron seat standard with integral arm. An engraved bronze plaque can be fitted to the backrest for seats provided for presentation or memorial purposes.



LION

Cast iron standards - painted finish, to any BS / RAL colour reference
Iroko timber slats - smooth planed finish

LN 6

3 person seat, 1870 mm long

LN 8

4 person seat, 2510 mm long, with central support and arm

OPTIONS:

- Highlighted lion's head and other details on seat standards
- Timbers with UV protective finish
- Engraved bronze plaque


INSTALLATION:

Each foot is pre-drilled for an M10 ground fixing (not supplied)



HARROGATE SEAT RANGE

The Harrogate seat is a longstanding favourite from our range and most commonly used in traditional parks and conservation areas in urban settings. The seats combine traditionally-styled scrolled end cast iron seat standards and heavy duty timber slats to make for extremely robust seat assemblies.



HARROGATE

Cast iron standards - painted finish, to any BS / RAL colour reference
Iroko slats - smooth planed finish

HG 6

3 person seat, 1800 mm long

HG 7

4 person seat, 2100 mm long

HG 8

4 person seat, 2400 mm long

OPTIONS:

- Timbers with UV protective finish
- Engraved bronze plaque

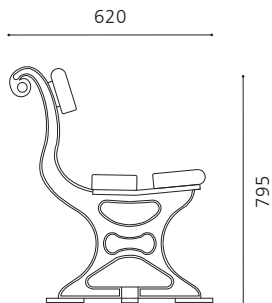
INSTALLATION:

Each seat standard is pre-drilled with 3 no. holes for M10 ground fixings (not supplied)



PALACE SEAT RANGE

The Palace seat is the younger brother of the Harrogate seat, designed to be slightly lighter in weight and therefore more cost effective but still maintaining the same overall character. The Palace seat is available in 3 lengths and also with the option of bolt-on armrests that can be fitted as part of the original assembly or added retrospectively.



PALACE

Cast iron standards - painted finish, to any BS / RAL colour reference
Iroko slats - smooth planed finish

PA 6

3 person seat, 1800 mm long

PA 7

4 person seat, 2100 mm long

PA 8

4 person seat, 2400 mm long

OPTIONS:

- Timbers with UV protective finish
- Bolt-on cast SG iron armrests
- Engraved bronze plaque

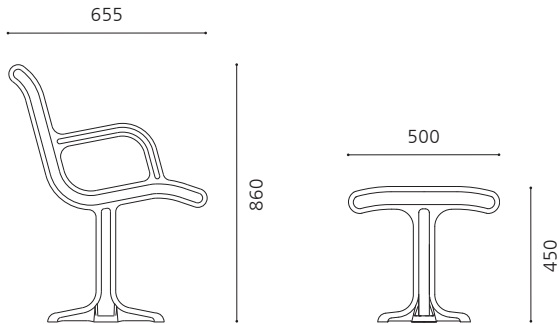
INSTALLATION:

Each seat standard is pre-drilled with 3 no. holes for M10 ground fixings (not supplied)



NEW FOREST SEAT & BENCH RANGE

The New Forest range of seating products are characterised by their understated design, using the traditional seating materials of cast iron and timber, but in a much lighter visual form than for other more decorative products. Nevertheless, the product remains very strong due to the combination of the I-section of the cast standards and the robust and well-supported timber slats. The range is equally suitable for both historical and more modern settings.



NEW FOREST SEAT

Cast iron standards - painted finish, to any BS / RAL colour reference
Iroko slats - smooth planed finish
Steel support strap

NE 6

3 person seat, 1840 mm long

NE 8C

4 person seat, 2400 mm long with central support and arm

OPTIONS:

- Timbers with UV protective finish
- Engraved bronze plaque

INSTALLATION:

Each seat standard is pre-drilled for an M12 or M16 ground fixing (not supplied)

NEW FOREST BENCH

Cast iron standards - painted finish, to any BS / RAL colour reference
Iroko slats - smooth planed finish
Steel support strap

NEB 6

3 person bench, 1870 mm long

NEB 8

4 person bench, 2440 mm long with central support

OPTION:

- Timbers with UV protective finish

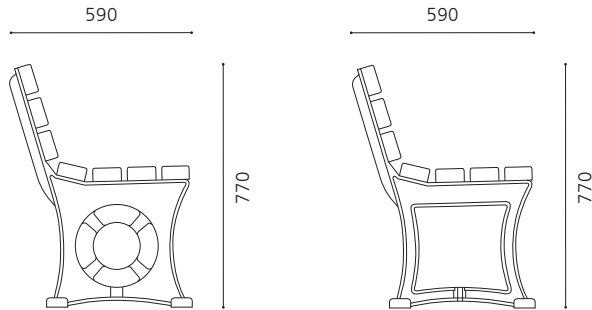
INSTALLATION:

Each seat standard is pre-drilled for an M10 or M12 ground fixing (not supplied)



NEWBURY & SOUTHGATE SEAT RANGES

The Newbury (with a distinctive wheel-shaped cut-out) and Southgate (with a more open frame design) seats combine cast iron standards with heavy duty timber slats and are popular choices for parks and public gardens. Both seats are available in 3 standard sizes, to accommodate up to 4 people. An engraved bronze plaque can be fitted to the top backrest slat for seats provided for presentation, commemoration or memorial purposes.



NEWBURY

Cast iron standards - painted finish, to any BS / RAL colour reference
Iroko slats - smooth planed finish

NEW 6

3 person seat, 1800 mm long

NEW 7

4 person seat, 2100 mm long

NEW 8

4 person seat, 2400 mm long

OPTIONS:

- Timbers with UV protective finish
- Engraved bronze plaque

INSTALLATION:

Each seat standard is pre-drilled for an M12 ground fixing (not supplied)

SOUTHGATE

Cast iron standards - painted finish, to any BS / RAL colour reference
Iroko slats - smooth planed finish

SGT 6

3 person bench, 1800 mm long

SGT 7

4 person bench, 2100 mm long

SGT 8

4 person bench, 2400 mm long

OPTIONS:

- Timbers with UV protective finish
- Engraved bronze plaque

INSTALLATION:

Each seat standard is pre-drilled for an M12 ground fixing (not supplied)



MAIDSTONE SEAT

This seat, together with coordinating bollard and litter bin designs, was originally designed by Furnitubes for Maidstone Borough Council. Featuring the traditional combination of cast iron standards and timber slats, the seat also includes a rolled steel top rail and a distinctive polished bronze ring detail in the centre of the backrest. Furnitubes is now able to offer the Maidstone seat beyond the borough itself.*



* The Maidstone Seat cannot be installed in the county of Kent without prior written permission of Maidstone Borough Council



MAIDSTONE

Cast iron standards - painted finish, to any BS / RAL colour reference
Steel top back slat - galvanised and painted
Decorative bronze backrest ring, plain or with lettering
Iroko timber slats - smooth planed finish

MTS 6


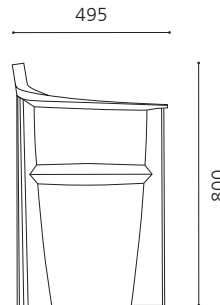
3 person seat, 1930 mm long

OPTIONS:

- Timbers with UV protective finish
- Lettering on bronze ring

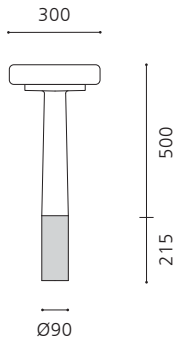
INSTALLATION:

Each foot is pre-drilled for an M10 ground fixing (not supplied)



MARYLEBONE BENCH RANGE

The Marylebone is a simple, robust, traditional perch-style bench to provide a short term resting point for passer-by. The bench has been designed for use with an F1 socket, to allow it to be easily removed for maintenance purposes, and also for the street to be cleared of obstructions during busy event days, although it can also be installed as a conventional permanent in-ground installation.



PERMANENT INSTALLATION:
Set each bench support in a concrete foundation min. 300mm square plan x 300mm deep, at a depth that sets the bench at approx 500mm above finished ground level.

MARYLEBONE

SG iron bench support posts - painted finish, to any BS / RAL colour reference
Iroko slat - smooth planed finish

MAR B6

3 person bench, 1800 mm long

MAR B7

3-4 person bench, 2100 mm long

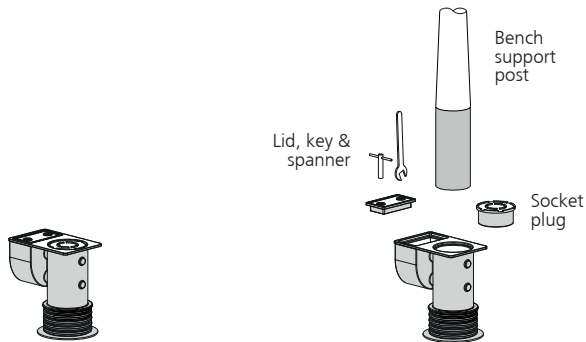
MAR B8

4 person bench, 2400 mm long

OPTIONS:

- Timbers with UV protective finish
- F1 Ø90 socket (sold as separate product)

An F1 socket assembly comprises the components shown below, which allow the socket to fit flush to the surrounding ground level both when the Marylebone bench is in place and not.



Closed socket
with lid and plug in place

Open socket
with loose component parts

REMOVABLE INSTALLATION:

Set F1 sockets in concrete foundation at centres to correspond with bench support posts, ensuring they are true plumb so that both bench posts can be simultaneously fully inserted into the sockets.



TRADITIONAL CAST IRON & TIMBER SEATING

In addition to our extensive choice of traditional British seating designs, Furnitubes offers a range of continental-styled traditional street and park seating. All seats are supplied with a combination of cast ductile iron standards and slats from tropical hardwood with anti-fungidical, insecticide and water-proof treatments. The Bilbao, Burgos (below left) and Costa designs are conservatively-styled, with large timbers overhanging the seat standards, and are most commonly used in park environments. The cast standards of the Ronda (below right) are more pronounced, offering protection to the ends of the timbers and giving a more contemporary style. The standards are joined by steel cross bars at 3 points, making for an extremely rigid and robust structure. The standards are joined by steel cross bars at 3 points, making for an extremely rigid and robust structure. The standards are joined by steel cross bars at 3 points, making for an extremely rigid and robust structure. The Barcelona is a more traditional design with smaller section slats arranged in curved profiles that provide greater support and comfort to the user. As well as a conventional 2m seat, the Barcelona is available as a single seat and in a back-to-back arrangement.



TRADITIONAL CAST IRON & TIMBER SEATING



BURGOS

Cast ductile iron seat standards, painted black
Tropical hardwood timber slats with anti-fungidical,
insecticide & water-proof treatments

BUR6 - 3 person seat

1800 mm (l) x 630 mm (w) x 770 mm (h)



COSTA

Cast ductile iron seat standards, painted black
Tropical hardwood timber slats with anti-fungidical,
insecticide & water-proof treatments

COS 7 - 4 person seat

2000 mm (l) x 530 mm (w) x 690 mm (h)

INSTALLATION (ALL SEATS): The base of each foot is pre-drilled for M10 ground fixings (not supplied)



RONDA

Cast ductile iron seat standards, painted black
Tropical hardwood timber slats with anti-fungidical, insecticide &
water-proof treatments

RON 2 - 1 person seat

600 mm (l) x 630 mm (w) x 750 mm (h)

RON 7 - 4 person seat

2000 mm (l) x 630 mm (w) x 750 mm (h)

INSTALLATION (ALL SEATS):

The base of each foot is pre-drilled for M10 ground fixings (not supplied)



BARCELONA

Cast ductile iron seat standards, painted black
Tropical hardwood timber slats with anti-fungidical, insecticide &
water-proof treatments

BAR 2 - 1 person seat

540 mm (l) x 700 mm (w) x 785 mm (h)

BAR 7 - 4 person seat

2000 mm (l) x 700 mm (w) x 785 mm (h)

BAR 7D - 8 person back-to-back seat

2000 mm (l) x 1400 mm (w) x 785 mm (h)

VARIATIONS, ADDITIONS & REPLICAS



As well as simple additions to standard seats, such as presentation or memorial plaques, we are also able to offer variations on selected products, for example different lengths to best fit your site or add-on arms to aid the elderly in getting on and off the seat. Where local historic seats have been removed or lost over time, Furnitubes is able to recreate replica seats - either by taking an impression from an existing casting or by originating the design as a 3d drawing model. Even where drawings or photographic evidence are the only points of reference, our expert designers are able to interpret these in order to match the original item as close as possible. Creating new replicas of historic seats also enables new features to be introduced to strengthen the products and make them less vulnerable to damage in years ahead. In creating a digital model of a product we are able to present visually accurate representations of the design for approval by the client, and perhaps the local conservation officer, prior to the physical manufacture of any new patterns or castings. Furnitubes' design department is happy to discuss your requirement, to advise on likely costs and develop any new or replica designs with you.





TRADITIONAL CAST IRON & TIMBER SEATING



View or download other product e-brochures at the following link:

www.furnitubes.com/brochures



© Furnitubes 2016

 **Furnitubes**[®]

3rd Floor, Meridian House, Royal Hill, Greenwich

LONDON SE10 8RD

T: +44 (0)20 8378 3200

F: +44 (0)20 8378 3250

sales@furnitubes.com

www.furnitubes.com