



RIBBON SEATING & TABLES



RIBBON SEATING RANGE



Wherever you see our UK Made logo
you can be assured that the product
is manufactured in the UK.



INTRODUCTION

Understated, robust design

The original Ribbon range was introduced several years ago, offering simple stylish seating in many different forms, and all at very affordable prices. Following its popularity since, the range has now been expanded to include XL versions of the products, with an even wider choice of options. The principle of both the original Ribbon and the XL versions is the same - a minimal number of seat support components and timber section profiles that can be combined to give many different bench and seat assembly types. Simply changing the timber slat lengths means a wide range of coordinated seating products can be used on a single scheme, from single seaters up to four-person units. Ribbon and Ribbon XL offers the specifier coordinated designs suitable for a variety of schemes, appropriately styled for prestigious new developments yet economic enough for 'everyday' sites. In addition to conventional seating configurations, Ribbon also offers the unusual form of the 'Multi-seat' - which can be used as two-tier seating or a seat and table surface - and the new Ribbon XL recliner is a new high-back twin seat for more laid-back seating situations.

Ribbon

Features of the original product range include:

- Slick, stylish design with no visible fixings
- Visually light but very robust material sections
- Armrests integrated as part of the bench / seat support
- Economic products compared with many other contemporary seating solutions
- Wide range of benches, seats and the unique multi-seat / table

Ribbon XL

The new addition to the Ribbon range, XL offers:

- Heavier duty steel sections
- Increased depth to the seating platform, allowing simultaneous perch seating from both sides on benches
- Wider splay to the steel supports to allow freestanding use
- Timber fascia boards with rounded top edge for added comfort
- Vertical plate on the seat supports that can be used for corporate or site branding
- Extensive range of benches, seats, plus a new recliner

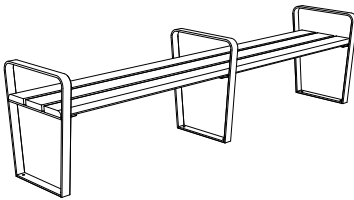


RIBBON RANGE

Coordinated seating types in numerous size and configuration options

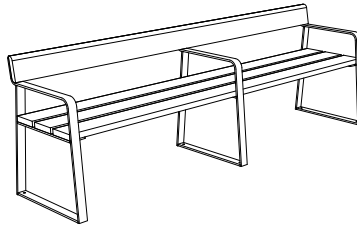
The original Ribbon range of seating offers stylish products at affordable prices. From just 5 basic steel seat support components and 3 timber section profiles, many different bench and seat assembly combinations can be offered, with lengths suitable from one to four-person use. The steel 'ribbon' of the seat supports are precision-made components which are visually light but structurally strong. The Ribbon range of seats and benches offers the specifier coordinated designs suitable for a variety of schemes - appropriately styled for prestigious new developments yet economic enough for 'everyday' sites.

BENCHES



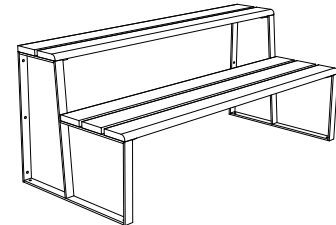
Benches (seats without backs by our definition) are often preferred where there is a double aspect to the site, so the user can decide which side to sit if there is access from both sides and views both ways. Benches are also ideal for 'short stay' seating, offering resting points on routes between destinations. Benches are available with and without armrests, or a combination of both. As the overall material content is less than on seats, benches are a cheaper seating solution, so well suited to schemes where there are tight budgetary constraints.

SEATS



Seats with backs are best placed where there is a preferred direction to the view, and are particularly suited to placement where they back onto a wall. Seats are also preferred over benches for 'long stay' seating as the back support offers greater comfort. Ribbon seats are simply-styled, with the seat support integrating both the low level backrest and an armrest. Armrests are useful to less able-bodied people as they provide an aid to lowering down onto and getting back up from the seat.

MULTI-SEATS



The unique Ribbon multi-seat is a versatile range of two-directional and two-tier seating solutions. Available in two profile sizes, multi-seats are suitable for a variety of applications, including schools and colleges, play areas, vantage points and pub gardens. All seats can be used as stand-alone units to offer two-tier and double aspect seating, or as a back-to-back assembly forms a games or picnic table. As is characteristic of the entire Ribbon seating range, the steelwork frame is visually light but structurally very strong.

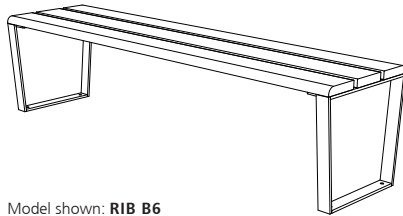
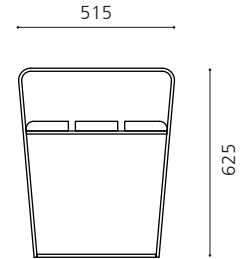
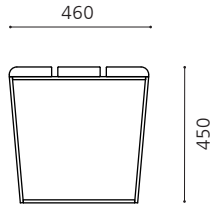
RIBBON RANGE



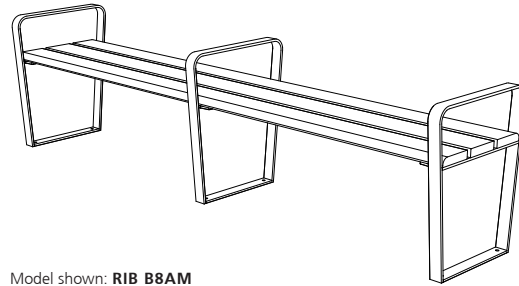
RIBBON BENCHES

Installation:

Benches should be fixed down to a foundation through the 2 holes in the ground bar of each support, using suitable M10 ground fixings (not supplied).



Model shown: **RIB B6**



Model shown: **RIB B8AM**

RIBBON BENCHES

Steel bench supports, hot dip galvanised, with iroko timber slats in smooth planed finish

Benches without arms

RIB B2

Bench (single), 600mm long

RIB B4

Bench, 1200mm long

RIB B6

Bench, 1800mm long

RIB B8

Bench, 2400mm long, with middle support without arm

OPTIONS:

- Bench supports powder coated to any RAL colour
- Bench supports in stainless steel (further grades and finish options)
- Timbers with UV protective finish
- Flat-pack components for on-site assembly

Benches with arms

RIB B2A

Bench (single), 600mm long

RIB B4A

Bench, 1200mm long

RIB B6A

Bench, 1800mm long

RIB B8A

Bench, 2400mm long, end supports with arms

RIB B8AM

Bench, 2400mm long, end supports with arms, plus mid support & arm


RIB B8C

Bench, 2400mm long with mid arm (end supports without arms),

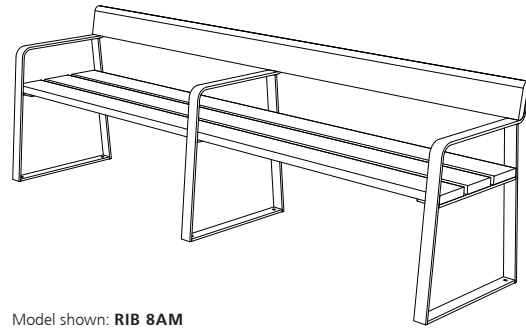
RIBBON SEATS

Installation:

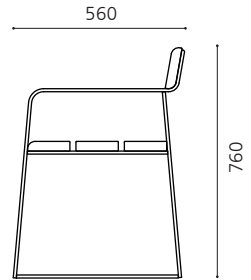
2 no. feet are fitted to the ground bar of each seat support, allowing it to be used as a free-standing / movable seat at secure sites. For a permanent installation the feet can be removed and the same holes used for fixing down to a foundation using suitable M10 ground-fixings (not supplied).



Model shown: **RIB 6A**



Model shown: **RIB 8AM**



RIBBON SEATS

Steel seat supports, hot dip galvanised, with iroko timber slats in smooth planed finish

RIB 2A

Seat (single), 600mm long, end supports with arms

RIB 4A

Seat, 1200mm long, end supports with arms

RIB 6A

Seat, 1800mm long, end supports with arms

RIB 8AM

Seat, 2400mm long, end & mid supports with arms

OPTIONS:

- Seat supports powder coated to any RAL colour
- Seat supports in stainless steel (further grades and finish options)
- Timbers with UV protective finish
- Flat-pack components for on-site assembly

RIBBON MULTI-SEAT

Two-tiered seating with multiple seating aspects

The Ribbon multi-seat offers an adaptable range of two-directional & two-tier seating solutions. Available in two profile sizes, Ribbon multi-seats are suitable for a variety of applications, including schools and colleges, play areas, vantage points and pub gardens. All seats can be used as stand-alone units to offer two-tier and double aspect seating, or as a back-to-back assembly forming a picnic or games table. The steelwork frame is visually light but structurally very strong, and hot dip galvanised for ultimate protection against corrosion. Steelwork is further offered in a durable polyester powder coated finish to any RAL colour reference. The seat / table slats are manufactured from heavy duty iroko smooth planed hardwood slats, with the option of a UV protective finish.

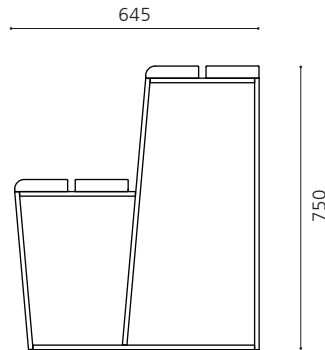
Installation:

Back-to-back assemblies can be used as a free-standing / movable products in secure areas, with each unit resting on the 2 no. feet are fitted to the ground bar of each seat / table support. For a permanent installation the feet can be removed and the same holes used for fixing down to a foundation using suitable M10 ground-fixings (not supplied). Single units should always be permanently fixed down.



RIBBON MULTI-SEAT

The smaller version of the multi-seat has 2 timber slats on both the lower and upper tiers, offering a relatively short seat depth of 300mm, similar to that used for most traditional picnic benches. This is a comfortable depth for 'short stay' seating provision.



RIBBON MULTI-SEAT - 2-SLAT LOWER SEAT

Standard assembly: steel bench supports, hot dip galvanised, with iroko timber slats

RIB 2M2

1 person bench, 600mm long

RIB 4M2

2 person bench, 1200mm long

RIB 6M2

3 person bench, 1800mm long

RIB 8M2

4 person bench, 2400mm long, with middle support

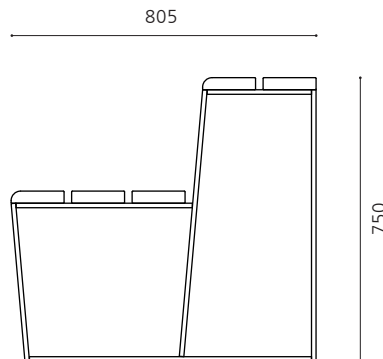
RIB FIX

Fixing kit for assembly of back-to-back units

OPTIONS

- Timbers with UV protective finish
- Seat supports powder coated to any RAL colour
- Seat supports in mild steel galvanised finish only
- Seat supports in stainless steel (further grades and finish options)
- Flat-pack components for on-site assembly

The larger version of the multi-seat has 3 timber slats on the lower tier and 2 on the upper. The lower tier has a seat depth of 460mm, which offers more comfort compared with a 2 slat width, and is therefore more suitable for longer term seating, for example if the seats are used as exterior desks at a school or college, or in a back-to-back assembly as a picnic table.



RIBBON MULTI-SEAT - 3-SLAT LOWER SEAT

Standard assembly: steel bench supports, hot dip galvanised, with iroko timber slats

RIB 2M3

1 person bench, 600mm long

RIB 4M3

2 person bench, 1200mm long

RIB 6M3

3 person bench, 1800mm long

RIB 8M3

4 person bench, 2400mm long, with middle support

RIB FIX

Fixing kit for assembly of back-to-back units

OPTIONS

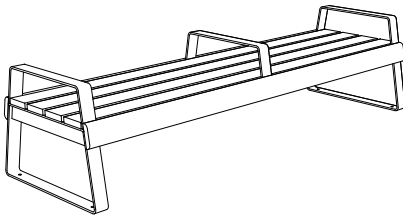
- Timbers with UV protective finish
- Seat supports powder coated to any RAL colour
- Seat supports in mild steel galvanised finish only
- Seat supports in stainless steel (further grades and finish options)
- Flat-pack components for on-site assembly

RIBBON XL RANGE

Larger scale, heavy duty seating designed for freestanding placement option

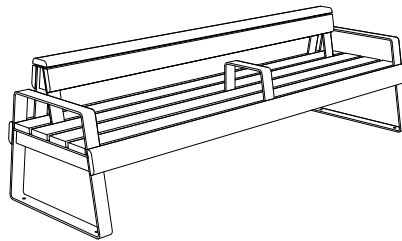
The new Ribbon XL seating range is the big brother of the original Ribbon, bolder in design, dimensionally scaled up and with heavier material sections. The larger size gives the seating a greater visual presence, which is generally desirable on schemes with large open spaces. The delta-shaped seat and bench supports are wider at the base than the top, so they are sufficiently stable to be used freestanding on secure sites, whilst also deliberately heavy so they can't be too easily moved by the public. All products within the range can be bolted down to the ground if preferred.

BENCHES




With a 720mm deep seating surface the Ribbon XL bench is much larger than most conventional benches, allowing it to be used as perch seating from both sides at the same time, so potentially doubling the seating capacity when fully occupied. Without armrests the bench is effectively a large uninterrupted seating platform that can be approached and sat on from any side. Armrests are offered as integral features to steel platform supports or as add-on features fixed to the timber seating platform.

SEATS



The Ribbon XL seat is simply the XL bench with the addition of a low backrest, inset from the ends of the seating platform. The backrest comprises three timber slats - on the top, front and back - all discretely fixed to steel supports, making the seat look as good from all directions. The height of the backrest top slat also allows it to be used informally as a perch seat from the rear. Various seat lengths are available as standard, accommodating from one to four people.

RECLINER



The Ribbon XL recliner is a unique new addition to the range, designed for use in relaxed environments such as parks and gardens. The sloped seating surface and high back allow users to comfortably lean back and take in the surroundings or to simply enjoy the sunshine. The recliner is available as a two-seater seating unit, with the central armrest designed to assist users in getting off the seat. As with other XL range products, the recliner can be used freestanding on suitable sites.

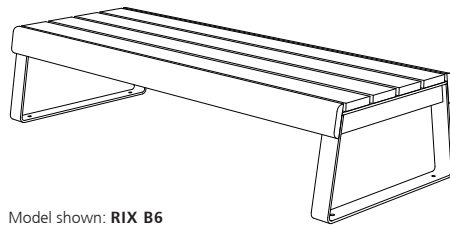
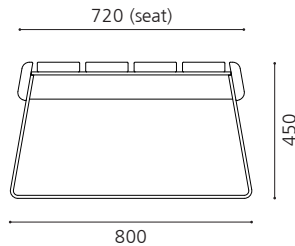
RIBBON XL RANGE



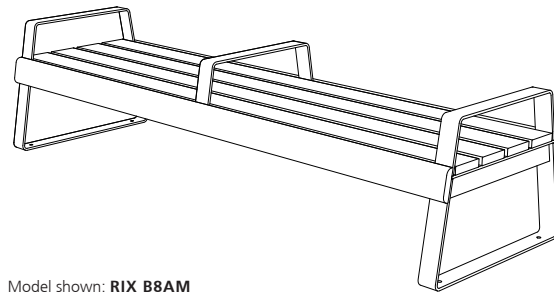
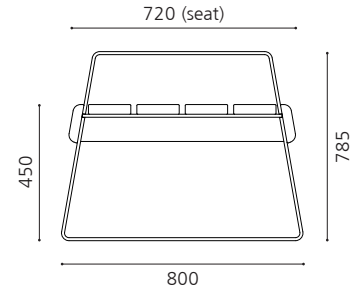
RIBBON XL BENCHES

Installation:

2 no. feet are fitted to the ground bar of each bench support, allowing it to be used as a free-standing / movable bench at secure sites. For a permanent installation the feet can be removed and the same holes used for fixing down to a foundation using suitable M10 ground-fixings (not supplied).



Model shown: **RIX B6**



Model shown: **RIX B8AM**

RIBBON XL BENCHES

Steel bench supports, hot dip galvanised, with iroko timber slats in smooth planed finish

Benches without arms

RIX B2

Bench (single), 800mm long, weight 60kgs

RIX B4

Bench, 1340mm long, weight 75kgs

RIX B6

Bench, 1970mm long, weight 80kgs

RIX B8

Bench, 2600mm long, weight 95kgs

OPTIONS:

- Bench supports powder coated to any RAL colour
- Bench supports in stainless steel (further grades and finish options)
- Timbers with UV protective finish
- Flat-pack components for on-site assembly

Benches with arms

RIX B2A

Bench (single), 800mm long, end supports with arms, weight 75kgs

RIX B4A

Bench, 1340mm long, end supports with arms, weight 90kgs

RIX B6A

Bench, 1970mm long, end supports with arms, weight 95kgs

RIX B8A

Bench, 2600mm long, end supports with arms, weight 105kgs

RIX B8AM

Bench, 2600mm long, end supports with arms, plus mid arm, weight 110kgs


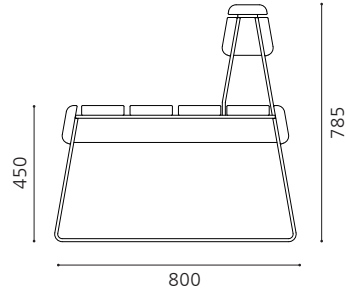
RIX B8M

Bench, 2600mm long with mid arm (end supports without arms), 100kgs

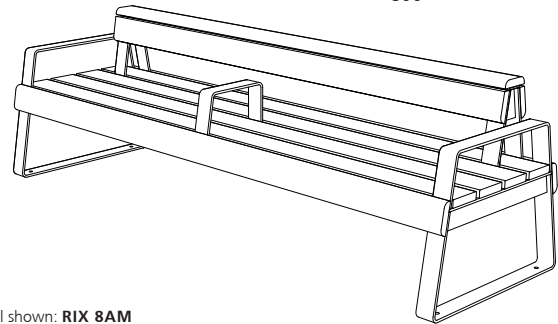
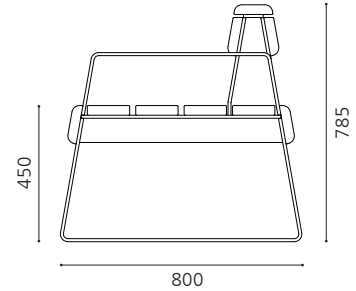
RIBBON XL SEATS

Installation:

2 no. feet are fitted to the ground bar of each seat support, allowing it to be used as a free-standing / movable seat at secure sites. For a permanent installation the feet can be removed and the same holes used for fixing down to a foundation using suitable M10 ground-fixings (not supplied).



Model shown: **RIX 6**



Model shown: **RIX 8AM**

RIBBON XL SEATS

Steel seat supports, hot dip galvanised and polyester powder coated, with iroko timber slats in smooth planed finish

Seats without arms

RIX 2

Seat (single), 800mm long, weight 75kgs

RIX 4

Seat, 1340mm long, weight 90kgs

RIX 6

Seat, 1970mm long, weight 110kgs

RIX 8

Seat, 2600mm long, weight 125kgs

OPTIONS:

- Seat supports powder coated to any RAL colour
- Seat supports in stainless steel (further grades and finish options)
- Timbers with UV protective finish
- Flat-pack components for on-site assembly

Seats with arms

RIX 2A

Seat (single), 800mm long, end supports with arms, weight 85kgs

RIX 4A

Seat, 1340mm long, end supports with arms, weight 105kgs

RIX 6A

Seat, 1970mm long, end supports with arms, weight 120kgs

RIX 8A

Seat, 2600mm long, end supports with arms, weight 140kgs

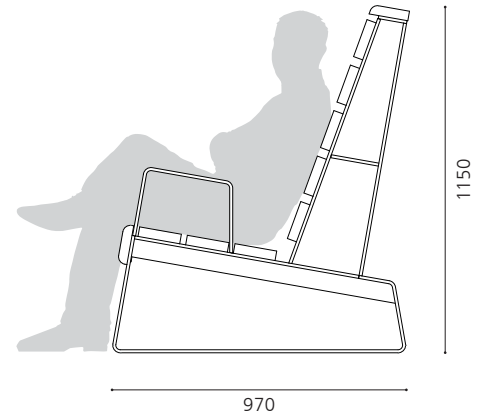

RIX 8AM

Seat, 2600mm long, end supports with arms, plus mid arm, weight 145kgs

RIX 8M

Seat, 2600mm long with mid arm (end supports without arms), 130kgs

RIBBON XL RECLINER



Installation:

2no. feet are fitted to the ground bar of each seat support, allowing it to be used as a free-standing / movable seat at secure sites. For a permanent installation the feet can be removed and the same holes used for fixing down to a foundation using suitable M10 ground-fixings (not supplied).

RIBBON XL RECLINER

Steel bench supports and armrest, hot dip galvanised, with iroko timber slats in smooth planed finish

RIX RC4M

Recliner, 1500mm long, weight 120kgs

OPTIONS:

- Seat supports powder coated to any RAL colour
- Seat supports in stainless steel (further grades and finish options)
- Timbers with UV protective finish
- Flat-pack components for on-site assembly

RIBBON XL RANGE



RIBBON XL RANGE



RIBBON XL RANGE



RIBBON RANGE

Special configurations

A number of variations to the standard range of Ribbon and Ribbon XL products can be readily offered by simply adding and / or interchanging the seat and bench supports and positions to create unique configurations. Please contact Furnitubes' Design Team to discuss any of the following variations to the standard range:

- Special lengths
- Combined bench and seat units
- Seats with additional supports / arms
- 'Kissing' seats

Shown here are just a few examples of the possible variations that the Ribbon and Ribbon XL range can offer.



Ribbon

Half length backrest with central support
& end bench support



Ribbon XL

Half length backrest, additional central support
& end bench support



Ribbon

Kissing seat comprising 2 x half length
backrests with twin aspect central support



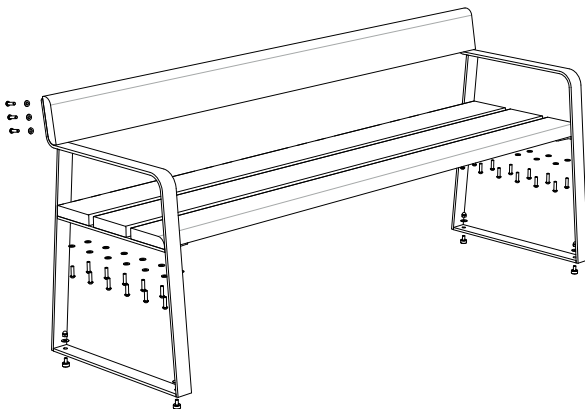
Ribbon XL

Kissing seat comprising 2 x half length
backrests with additional central support

RIBBON RANGE

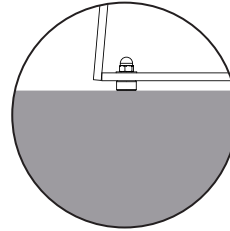
Assembly & installation

All Ribbon and Ribbon XL range seats and benches can be supplied either fully assembled or as a flat-pack set of components for on-site assembly. A fully-assembled product minimises the time required for site installation, but generally incurs slightly higher transportation costs. Supplied as a flat-pack set of components will reduce transportation costs due to the reduced bulk of the items. The entire Ribbon range has been designed to allow relatively easy on-site assembly, with simple bolted connections required to fix the timber slats to the steelwork, as shown on the illustration. No drilling of the timber is required. Seat fixings and full assembly instructions are provided but ground fixings are not supplied as the type used should be suitable for the site-specific substrate.



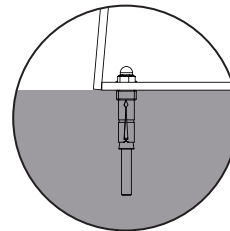
Pre-fitted feet

All steelwork seat / bench supports are pre-fitted with nylon feet, which prevent the steelwork from marking the paving if the seats are free-standing, and vice versa, also protects the steelwork from being abraded by paving, which is particularly important if the steelwork is coated.



Free-standing seating

The profile and weight distribution of most* benches and seats allows them to be safely used as freestanding units, so they can be readily moved around the site when required. In this situation we recommend that the feet on the steel supports are retained.



Bolt-down seating

For Ribbon* and Ribbon XL products used in public areas, we recommend that the steel support frames are bolted down to the ground for a permanent installation. To prevent damage to the steelwork or paving during installation, the feet should be left in place until their location has been determined. When the feet are removed the vacated holes can be used for an M10 ground anchor fixing (not supplied).

* Ribbon standard benches & multi-seats should be bolted down in all situations. All other Ribbon & Ribbon XL products can be used freestanding in secure areas.


RIBBON CYCLE STAND RANGE

Coordinated cycle stands

Three new cycle stands have been introduced as part of the Ribbon range of furniture - a short version to match the profile of the bench support, a larger model of more conventional cycle stand scale, and a tall upright option, which can equally be used as a bollard or marker post. All stands are manufactured from 10mm thick solid flat bar section, complete with a taper bar as standard to assist the visually impaired, and as in-ground or bolt-down versions. All Ribbon cycle stands are hot dip galvanised for ultimate protection against corrosion, with the option of a plastic coated finish in a choice of standard colour options.



• RIB 515



• RIB 750




• RIB 195

Plastic coating

A hardwearing plastic coated finish is available in the colours shown

■	RAL 9005 - Black	■	RAL 6005 - Green
■	RAL 7001 - Grey	■	RAL 1021 - Yellow
■	RAL 9016 - White	■	RAL 3020 - Red
■	RAL 5015 - Blue	■	RAL 8017 - Brown



Cycle Stands & Racks

Full specification details of our Ribbon range of cycle stands and all other stands from our extensive range are included in their own brochure and within the product sections of our website.

<http://www.furnitubes.com/brochures/cycle-parking-e-brochures>

<http://www.furnitubes.com/products/cycle-parking>



RIBBON RANGE



RIBBON SEATING & TABLES



View or download other product e-brochures at the following link:

www.furnitubes.com/brochures



© Furnitubes

 **Furnitubes®**

3rd Floor, Meridian House, Royal Hill, Greenwich

LONDON SE10 8RD

T: +44 (0)20 8378 3200

F: +44 (0)20 8378 3250

sales@furnitubes.com

www.furnitubes.com