



## ALL-TIMBER SEATING & PICNIC TABLES





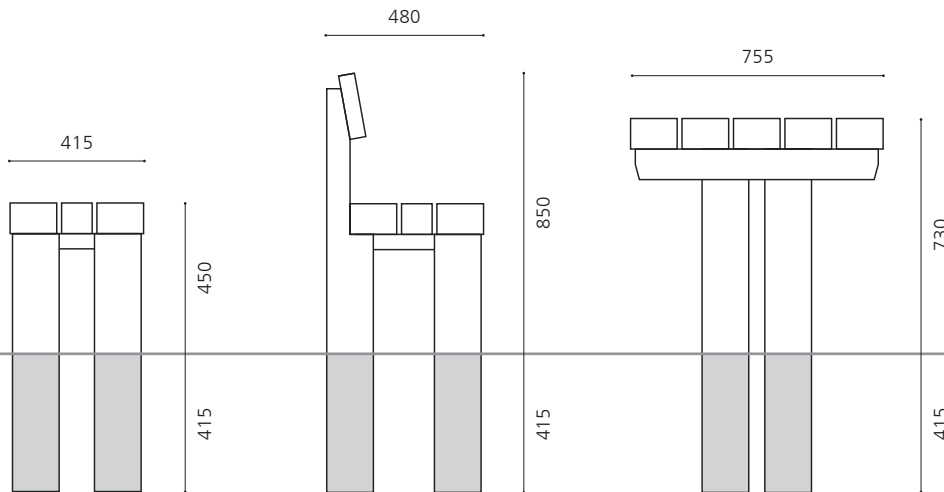
## CHESHUNT RANGE

### **Solid construction for traditional or contemporary settings**

The robust aesthetic and natural materials of the Cheshunt range make it ideal for a wide variety of locations, including parks and nature reserves, schools, colleges and heritage sites. Cheshunt products are equally well suited to both contemporary and traditional settings. The full range consists of a bench, seat and picnic table. The seat and bench are available in three standard lengths, and the table in two sizes, all in-ground fixed as standard, although bolt-down versions can be supplied if preferred. Special curved bench units can be supplied on request. All products are manufactured in opepe hardwood and coated to retain a good colouration over a longer period than for untreated timber.



## CHESHUNT RANGE



### CHESHUNT

Opepe all-timber construction, smooth planed and coated with 'Sadolin Classic Teak' Extended legs for in-ground installation

#### CHS B4

2 person bench, 1200 mm long

#### CHS B6

3 person bench, 1800 mm long

#### CHS B8

4 person bench, 2400 mm long

#### CHS 4

2 person seat, 1200 mm long

#### CHS 6

3 person seat, 1800 mm long

#### CHS 8

4 person seat, 2400 mm long

#### CHS T4

4 person table, 1200 mm long

#### CHS T6

6 person table, 1800 mm long

#### OPTIONS:

- Legs truncated at ground level, supplied with angled brackets for surface mounted bolt-down installation
- Curved benches





## STARK RANGE

### Coordinated range of robust softwood construction seating and tables

Stark is a comprehensive range of benches, seats, tables and picnic tables that can be used independently or as a coordinated suite of products. The softwood construction makes for an economical alternative to hardwood seating and table ranges, with pressure treatment providing good medium-term durability. The range is characterised by heavy-duty timber sections with bolted connections to give a tough, almost industrial aesthetic. Seating is available in four standard length options and tables in three lengths; both are offered in full-size and junior versions, which are ideal for lower school applications. Products are supplied for bolt-down surface mounting as standard, which is our recommendation for level sites, or with the option of extended posts for in-ground installation. Complementary picnic tables complete the range and are available in two styles - one for in-ground fixing and the other a more traditional freestanding A-frame design. All timber sections are 'regularised' with planed faces and eased edges, with cross-cuts also softened to eliminate sharp edges and reduce the risk of splintering. Softwood can be supplied in a 'natural' pressure treated finish which can add a slight green tinge to the pale colouration of the timber or can be treated with a supplementary saturating oil in a variety of tinted colours.

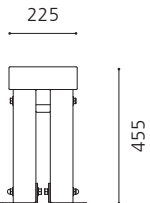
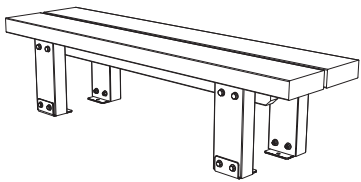
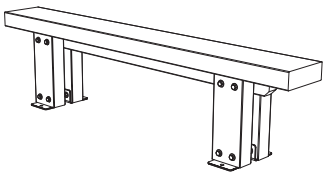




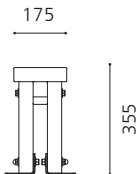
## STARK RANGE



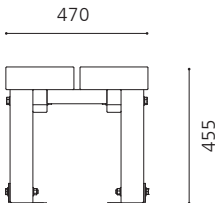
# STARK RANGE BENCHES



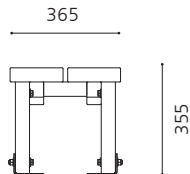
FULL SIZE



JUNIOR



FULL SIZE



JUNIOR

## STARK BENCH - SINGLE SLAT

Treated softwood construction with galvanised steel baseplates, for bolt-down installation, supplied flat-packed & part-assembled for on-site assembly

FULL SIZE  
455mm seating height

**STK SB 5**  
1500mm long

**STK SB 6**  
1800mm long

**STK SB 7**  
2100mm long

**STK SB 8**  
2400mm long

JUNIOR  
355mm seating height

**STK SBJ 5**  
1500mm long

**STK SBJ 6**  
1800mm long

**STK SBJ 7**  
2100mm long

**STK SBJ 8**  
2400mm long

## STARK BENCH - DOUBLE SLAT

FULL SIZE  
455mm seating height

**STK DB 5**  
1500mm long

**STK DB 6**  
1800mm long

**STK DB 7**  
2100mm long

**STK DB 8**  
2400mm long

JUNIOR  
355mm seating height

**STK DBJ 5**  
1500mm long

**STK DBJ 6**  
1800mm long

**STK DBJ 7**  
2100mm long

**STK DBJ 8**  
2400mm long

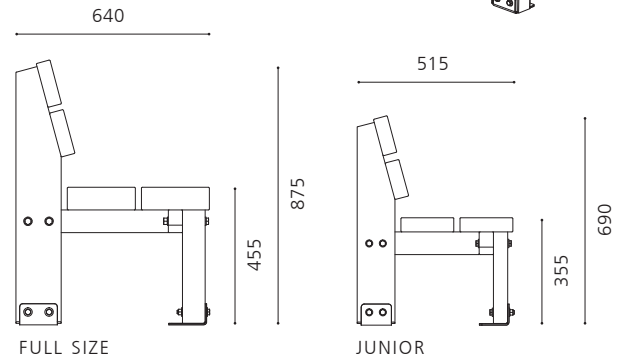
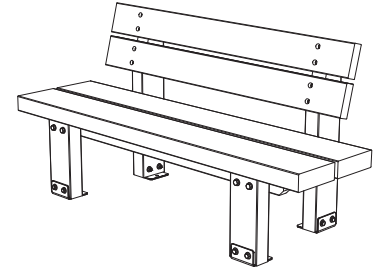
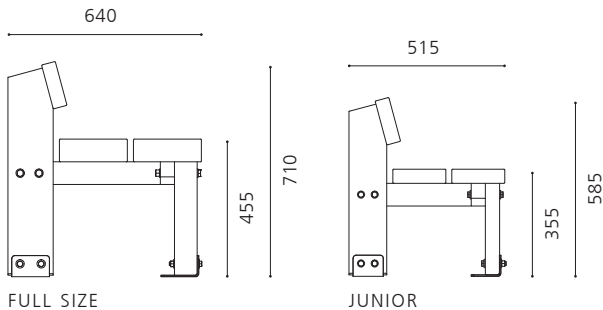
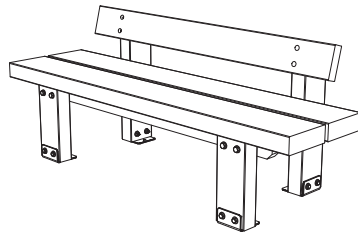
### OPTIONS (ALL MODELS):

- Fully pre-assembled
- Ground fixing kit for suitable existing or new foundation
- Feet for freestanding applications (Double Slat benches only)

- Extended depth legs for in-ground installation
- Armrests (Full size products only, except n/a on Single Slat Bench)
- Oiled timbers



## STARK RANGE SEATS



### STARK SEAT - SINGLE SLAT BACKREST

Treated softwood construction with galvanised steel baseplates, for bolt-down installation, supplied flat-packed & part-assembled for on-site assembly

FULL SIZE  
455mm seating height

**STK SS 5**  
1500mm long

**STK SS 6**  
1800mm long

**STK SS 7**  
2100mm long

**STK SS 8**  
2400mm long

JUNIOR  
355mm seating height

**STK SSJ 5**  
1500mm long

**STK SSJ 6**  
1800mm long

**STK SSJ 7**  
2100mm long

**STK SSJ 8**  
2400mm long

### STARK SEAT - DOUBLE SLAT BACKREST

FULL SIZE  
455mm seating height

**STK DS 5**  
1500mm long

**STK DS 6**  
1800mm long

**STK DS 7**  
2100mm long

**STK DS 8**  
2400mm long

JUNIOR  
355mm seating height

**STK DSJ 5**  
1500mm long

**STK DSJ 6**  
1800mm long

**STK DSJ 7**  
2100mm long

**STK DSJ 8**  
2400mm long

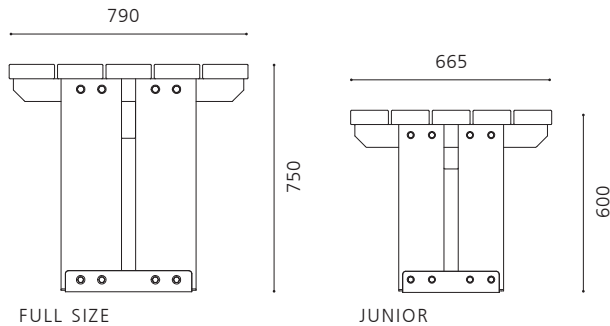
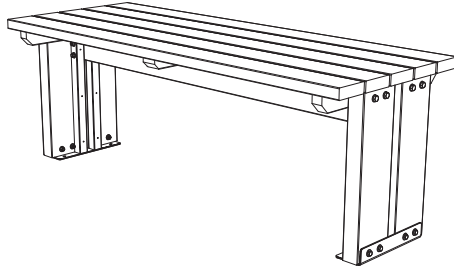
#### OPTIONS (ALL MODELS):

- Fully pre-assembled
- Ground fixing kit for suitable existing or new foundation
- Feet for freestanding applications

- Extended depth legs for in-ground installation
- Armrests (Full size products only)
- Oiled timbers



## STARK RANGE TABLES



### STARK TABLE

Treated softwood construction with galvanised steel baseplates, for bolt-down installation, supplied flat-packed & part-assembled for on-site assembly

**FULL SIZE**  
750mm table height

**STK T 6**  
1800mm long

**STK T 7**  
2100mm long

**STK T 8**  
2400mm long

**JUNIOR**  
600mm table height

**STK TJ 6**  
1800mm long

**STK TJ 7**  
2100mm long

**STK TJ 8**  
2400mm long

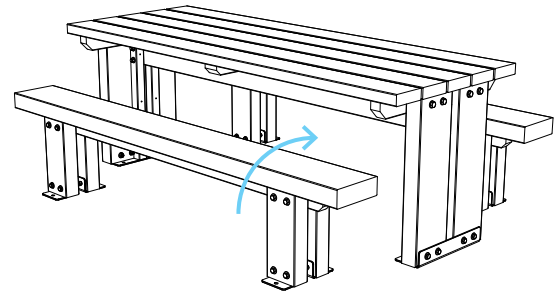
#### OPTIONS (ALL MODELS):

- Fully pre-assembled
- Ground fixing kit for suitable existing or new foundation
- Extended depth legs for in-ground installation
- Oiled timbers

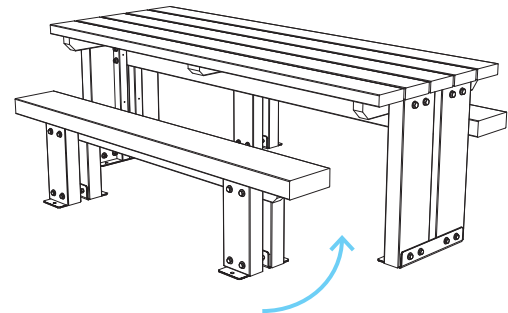
### TABLE + SEATING COMBINATIONS

For table and seating combinations we recommend that benches and seats are shorter in length than the table, to give a larger gap between, making for easier access onto the seating, i.e.

- | TABLES        | BENCHES / SEATS |
|---------------|-----------------|
| • 1800mm long | 1500mm long     |
| • 2100mm long | 1800mm long     |
| • 2400mm long | 2100mm long     |



When benches or seats are the same length as the table, access between is limited, requiring sitters to step over the bench, which can be awkward for less able-bodied people.



When benches or seats are shorter than the length of the table, access for sitters is much easier.

Note: illustrations show Single Slat Benches; Double Slat Benches & Single or Double Slat Seats can also be combined with Tables.



## STARK RANGE

### INSTALLATION

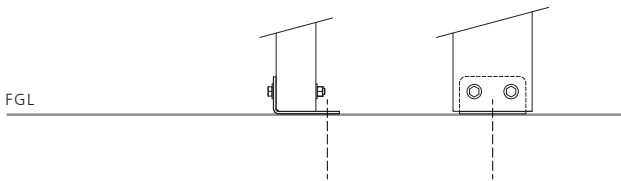
Seating and independent tables can be supplied with post heights suited to sitting on top of the ground, or at a 300mm extended height for in-ground embedment. In all situations, a galvanised steel baseplate is fixed to the posts with nuts and bolts supplied and allows for a variety of fixing options as shown below. Selected products can be supplied freestanding for sites where security is not an issue, with baseplates fitted with rubber feet designed to provide grip on the paving. Installations with the posts above ground - i.e. options 1 or 2, or freestanding - are generally preferable, as timber embedded in concrete is more prone to decay than timber that is maintained above ground.

#### ABOVE GROUND INSTALLATION

For sites that are more or less level the base plates can be set on top of finished ground level, and secured in one of two ways as shown below. These installations allow the furniture to be readily unbolted and moved for maintenance or access purposes.

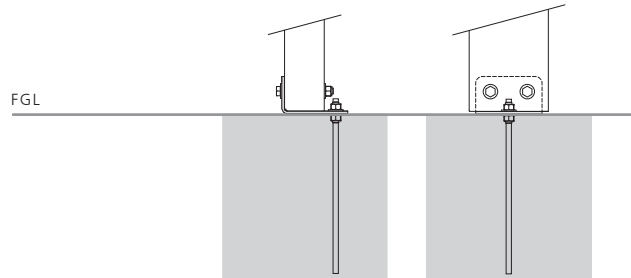
##### 1. BOLT-DOWN VIA BASEPLATES

Secured by 2 no. M12 ground anchors (not supplied) through steel base plate and into a suitable foundation. Ideal for installation on hard paving.



##### 2. CONCRETE PAD WITH FIXING KIT

An optional fixing kit comprising 2 no. M10 x 330mm long threaded studs c/w nuts + washers supplied for attachment to baseplate and fixing into a suitable new or existing foundation. Ideal for installation in soft ground.

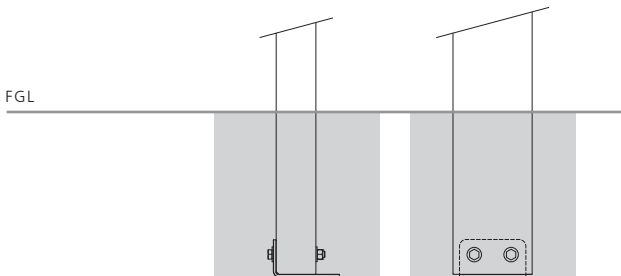


#### IN-GROUND INSTALLATION

When there are significant slopes in the immediate area beneath the furniture it is advisable to use products with a 300mm additional leg height, so that the seating and table surfaces can be set true plumb level. There are two simple installation options for this situation.

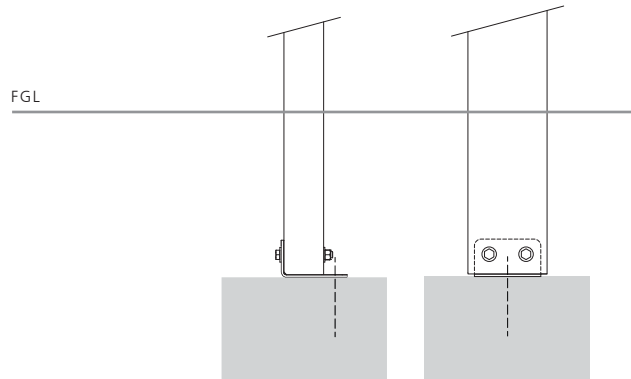
##### 3. INTO CONCRETE PAD

Posts roots can simply be set into concrete, with the base plates helping to prevent any lift out.



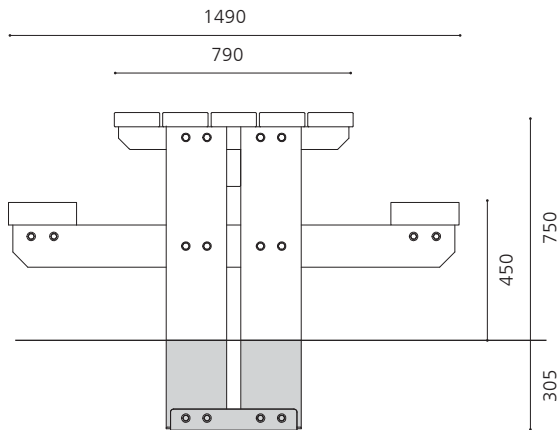
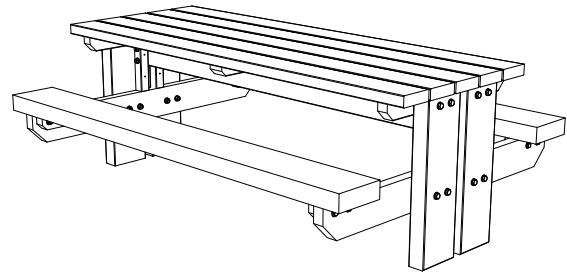
##### 4. BOLT-DOWN VIA BASEPLATES ONTO BELOW GROUND

Posts can be bolted to a below-ground concrete pad with 2 no. M12 ground anchors (not supplied), or set into concrete using a fixing kit as shown above.

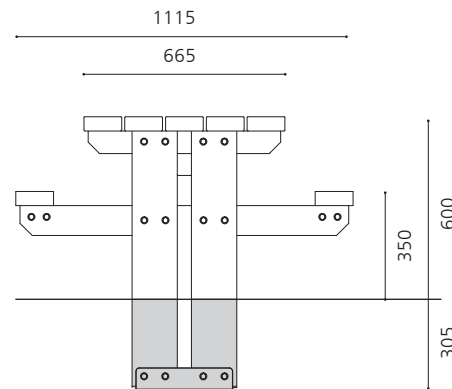


Note: all illustrations show single Bench / Seat posts. For Tables with twin posts the steel base plate spans both posts and has 2 ground fixing points.

## STARK RANGE PICNIC TABLES



FULL SIZE



JUNIOR

### STARK PICNIC TABLE

Treated softwood construction with galvanised steel baseplates, for in-ground installation, supplied flat-packed & part-assembled for on-site assembly

#### FULL SIZE

455mm seat height / 750mm table height

#### STK PTG 6

1800mm long

#### JUNIOR

355mm seat height / 600mm table height

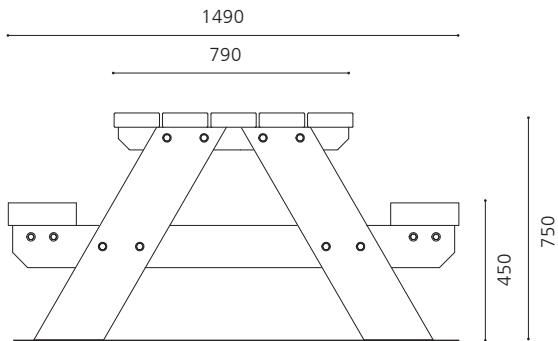
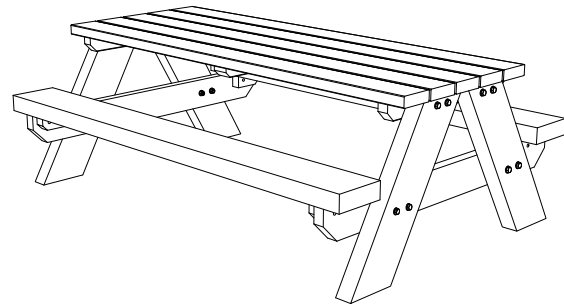
#### STK PTGJ 6

1800mm long

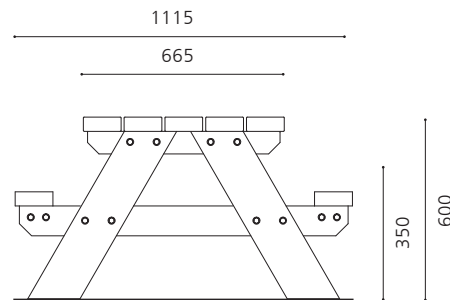
#### OPTIONS (ALL MODELS):

- Fully pre-assembled
- Ground fixing kit for suitable existing or new foundation
- Oiled timbers

## STARK RANGE FREESTANDING PICNIC TABLES



FULL SIZE



JUNIOR

### STARK FREESTANDING PICNIC TABLE

Treated softwood construction, supplied flat-packed & part-assembled for on-site assembly

#### FULL SIZE

455mm seat height / 750mm table height

#### STK PTF 6

1800mm long

#### JUNIOR

355mm seat height / 600mm table height

#### STK PTFJ 6

1800mm long

#### OPTIONS (ALL MODELS):

- Fully pre-assembled
- Galvanised steel base plates for bolt-down fixing
- Ground fixing kit for suitable existing or new foundation (for use with baseplates)
- Oiled timbers
- Umbrella hole




## STARK RANGE

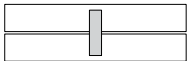
### ARMRESTS

Armrests are a useful aid for the less-able-bodied in particular, helping them to lower themselves onto a seat and also alight from it. Armrests can also deter rough sleeping if placed appropriately. All full-size Stark seating products, with the exception of the Single Slat Bench, are available with armrests. The simple block forms, which have an overhang that can be firmly gripped, are pre-fitted at any of the positions shown on the illustrations below, which are designed to maintain comfortable seating widths. If the need for armrests is only identified after the product has been installed, they can be easily retro-fitted.

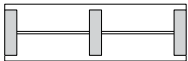
#### 1500MM LONG



- **2 end armrests:**  
1300mm gap between (2 people)




- **1 mid armrest:**  
700mm either side (1 person / side)



- **1 mid + 2 end armrests:**  
600mm either side (1 person / side)

#### 2100MM LONG



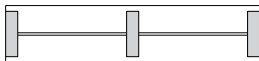
- **2 end armrests:**  
1900mm gap between (3-4 people)



- **2 mid armrests:**  
633mm wide seating positions




- **2 mid + 2 end armrests:**  
566mm wide seating positions



- **1 mid + 2 end armrests:**  
900mm either side (2 people / side)

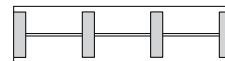
#### 1800MM LONG



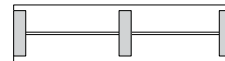
- **2 end armrests:**  
1600mm gap between (3 people)



- **2 mid armrests:**  
533mm wide seating positions



- **2 mid + 2 end armrests:**  
466mm wide seating positions

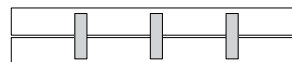


- **1 mid + 2 end armrests:**  
750mm either side (1 person / side)

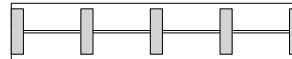
#### 2400MM LONG



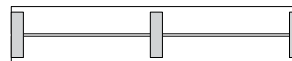
- **2 end armrests:**  
2200mm gap between (4 people)



- **3 mid armrests:**  
525mm wide seating positions



- **3 mid + 2 end armrests:**  
475mm wide seating positions



- **1 mid + 2 end armrests:**  
1050mm either side (2 people / side)

## STARK RANGE



## STARK RANGE

### OILED TIMBERS

Softwood is naturally a pale cream colour but the pressure treatment process to improve durability can add a green tinge. The addition of a clear or tinted penetrating oil finish gives a richer colouration; it penetrates into the wood to protect against moisture and UV damage and will not peel or flake. To maintain a consistent appearance the timber should be cleaned and re-oiled typically on a bi-annual basis.

#### Standard Oil Colour:



#### MEDIUM OAK

(photos of oiled products in this brochure are this colour)

#### Additional Oil Colours (subject to minimum quantity orders):



#### CLEAR



#### LIGHT OAK



#### TEAK



#### CEDAR



#### REDWOOD



#### RUSTIC OAK

Note: colours are indicative only

### ON-SITE ASSEMBLY

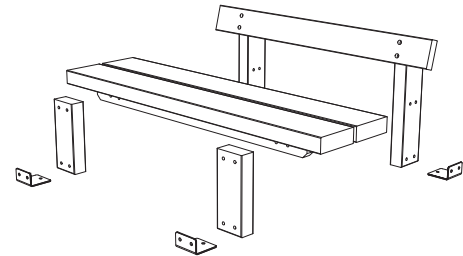
To minimise the packing volume and to reduce transportation costs, products are supplied part-assembled and flat-packed for on-site assembly. Detailed instructions are supplied with each delivery and assembly is reasonably straightforward, typically involving passing connecting bolts through pre-drilled holes in the timber sections and tightening up with nuts.

For maximum strength we recommend that all bolted joints are also glued with a suitable exterior grade adhesive, such as waterproof PVA. All product fixings are provided, with the exception of ground anchors and the adhesive. No machining of the timber is necessary. Alternatively, products can be supplied fully-assembled, at an additional cost. Shown here are examples of the parts of a seat and table as supplied for on-site assembly.

### SEAT ASSEMBLY:

Typical sub-assemblies and parts supplied for on-site final assembly

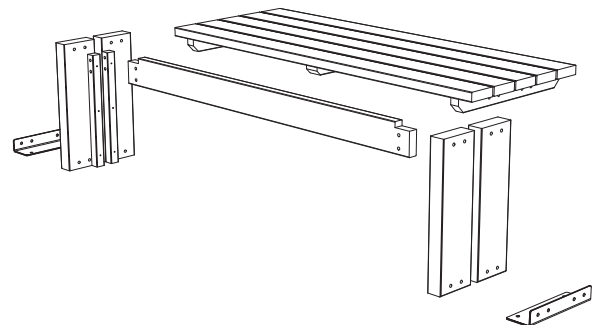
- 1 x seating platform (arms are pre-fitted if required)
- 2 x front posts
- 1 x backrest including back posts
- 4 x steel baseplates
- Fixings (not shown)



### TABLE ASSEMBLY:

Typical sub-assemblies and parts supplied for on-site final assembly

- 1 x table platform
- 4 x end posts
- 1 x cross rail
- 2 x steel baseplates
- Fixings (not shown)





## STARK RANGE

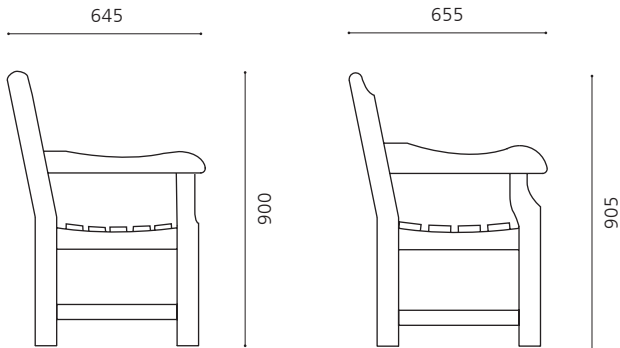




## TRADITIONAL TIMBER SEATS

### Classic designs with traditional craftsmanship

The Glenham and Rothesay seats are traditional designs, all constructed in heavy duty all-teak for long term durability, with minimal maintenance requirements. The Rothesay is available in two sizes and Glenham in three, with each design having its own unique detailing. The seats can all be used freestanding or supplied with fixings irons to secure to the ground. For presentation or commemoration purposes, lettering can be hand-carved into the backrest top rail or an engraved bronze or stainless steel plaque fitted.



#### GLENHAM

Freestanding teak seat in smooth planed finish

##### GS5

3 person seat  
1490 mm long

##### GS6

3 person seat  
1795 mm long

##### GS8

4 person seat  
2365 mm long

#### ROTHESAY

Freestanding teak seat in smooth planed finish

##### RS6

3 person seat  
1820 mm long

##### RS8

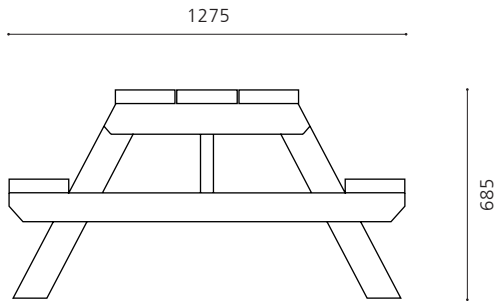
4 person seat  
2400 mm long



## PLOUGHMAN PICNIC TABLES

### Traditionally styled picnic table

The Ploughman is a traditional A-frame picnic table with integral benches, ideal for open spaces, pub gardens and external dining areas in schools. The product is available as an all-timber construction or with a steel frame with timber-topped bench and table, and in two lengths.



#### PLOUGHMAN ALL TIMBER

Freestanding picnic table  
All iroko timber in smooth planed finish and coated with 'Sadolin Classic Teak'

##### P104

4 person picnic table  
1200mm long

##### P106

6 person picnic table  
1800mm long

#### PLOUGHMAN STEEL FRAMED

Freestanding picnic table  
Steel frame plastic coated black  
Iroko bench & table tops in smooth planed finish and coated with 'Sadolin Classic Teak'

##### P204

4 person picnic table  
1200 mm long

##### P206

6 person picnic table  
1800 mm long

#### OPTIONS (BOTH TABLES):

- Extended legs for in-ground installation 300mm below ground
- Drilled hole in table top for umbrella location





## ALL-TIMBER SEATING & PICNIC TABLES



View or download other product e-brochures at the following link:

**[www.furnitubes.com/brochures](http://www.furnitubes.com/brochures)**



© Furnitubes

 **Furnitubes®**

3rd Floor, Meridian House, Royal Hill, Greenwich

**LONDON SE10 8RD**

**T:** +44 (0)20 8378 3200

**F:** +44 (0)20 8378 3250

[sales@furnitubes.com](mailto:sales@furnitubes.com)

[www.furnitubes.com](http://www.furnitubes.com)