

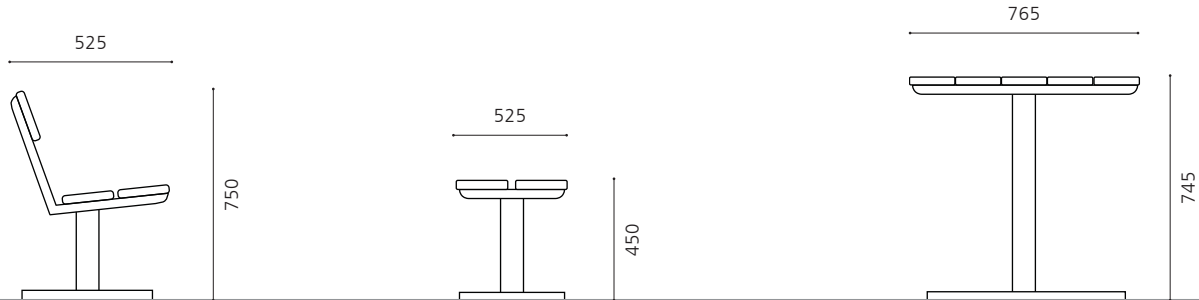
PLYMOUTH RANGE

A coordinated range of seats, benches and tables

Plymouth seats and benches are longstanding favourites from our extensive seating range, offering many different configuration options that are particularly popular for school grounds and local parks due to the combination of robust design and economic pricing. Coordinated seats with backs, benches and tables are available in three standard lengths, all supplied flat-packed for on-site assembly and base-plated for a simple bolt-down installation. All steelwork is hot dip galvanised for the ultimate protection against corrosion, over which a tough black plastic coated finish is applied. All timbers are from durable iroko hardwood with a supplementary Sadolin coating to maintain a richness of colour for longer. As well as the standard straight products, seats and benches are offered in hexagonal arrangements and benches only as circular enclosures for use around trees and other such site features.



PLYMOUTH RANGE



Installation:

Steel standards to all seats, benches and tables are supplied base-plated with 2 no. holes for M10 ground fixings (not supplied) for bolting down to a suitable foundation.

PLYMOUTH

Steel standards, plastic coated black finish with iroko timber slats, smooth planed and coated with 'Sadolin Classic Teak'

SEAT

PL 4B

2 person seat, 1200 mm long

PL 6B

3 person seat, 1800 mm long

PL 8B

4 person seat, 2400 mm long

OPTIONS:

- Armrests
- Extended legs for in-ground installation
- Hexagonal configurations (see separate page)

BENCH

PB 4B

2 person bench, 1200 mm long

PB 6B

3 person bench, 1800 mm long

PB 8B

4 person bench, 2400 mm long

OPTIONS:

- Extended legs for in-ground installation
- Hexagonal configurations (see separate page)
- Circular configurations (see separate page)

TABLE

PT 4B

4 person table, 1200 mm long

PT 6B

6 person table, 1800 mm long

PT 8B

8 person table, 2400 mm long

OPTIONS:

- Extended legs for in-ground installation

PLYMOUTH RANGE



PLYMOUTH HEXAGONAL

6 seat / bench segments forming complete enclosure
Steel standards, plastic coated black finish with iroko timber slats, smooth planed and coated with 'Sadolin Classic Teak'

SEATS

PHA 600

2120mm x 2450mm overall

PHB 900

2650mm x 3060mm overall

PHC 1200

3135mm x 3620mm overall

BENCHES

PHAB 600

2120mm x 2450mm overall

PHAB 900

2650mm x 3060mm overall

PHAB 1200

3135mm x 3620mm overall

OPTIONS:

- Extended legs for in-ground installation

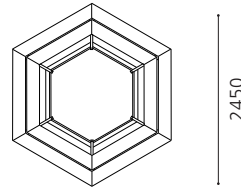
Standard hexagonal seat & bench arrangements

Hexagonal seat and bench enclosures are ideal for seating around trees and other such site features. Six individual seat segments are joined to form a single unit, which is offered in 3 sizes.

Installation:

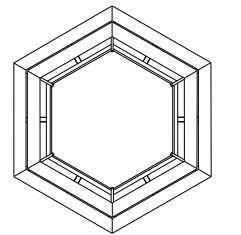
Steel standards are supplied base-plated with 2 no. holes for M10 ground fixings (not supplied) for bolting down to a suitable foundation.

2120



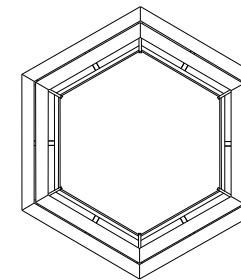
2450

2650



3060

3135



3620

PLYMOUTH RANGE



PLYMOUTH CIRCULAR

12 bench segments forming complete enclosure
Steel standards, plastic coated black finish with iroko timber slats, smooth planed and coated with 'Sadolin Classic Teak'

PLA 270

Ø2730 mm bench arrangement

PLB 370

Ø3730 mm bench arrangement

PLC 470

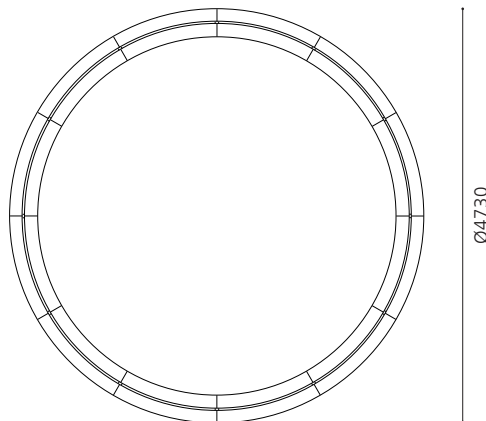
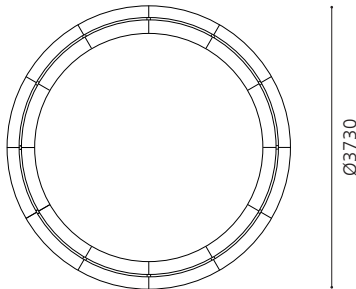
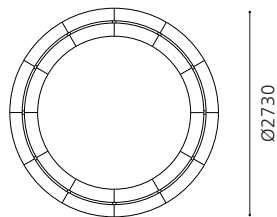
Ø4730 mm bench arrangement

OPTIONS:

- Extended legs for in-ground installation

Standard circular bench arrangements

Circular benches are ideal for seating around trees and other such site features. Twelve individual seat segments are joined to form a single unit, which is offered in 3 sizes. Timber slats are precision-machined to form smooth continuous curve and provide a soft edge against which to sit.



Installation:

Steel standards to all seats, benches and tables are supplied base-plated with 2 no. holes for M10 ground fixings (not supplied) for bolting down to a suitable foundation.