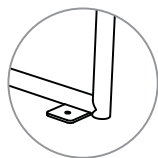
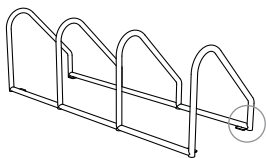
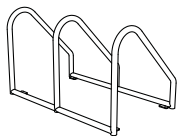


## MODULAR CYCLE RACK

### Contemporary rack system

The bolt down Modular Cycle Rack is a contemporary design suitable for areas that require cycle parking that can be installed quickly and easily, without the need for any ground excavations. The rack is available in 2 or 3 bay options, with stands at a choice of 600mm, 700mm, 800mm, 900mm or 1000mm spacings, all in a choice of galvanised steel or stainless steel in a satin polished finish.



#### Ground fixing

A plate with a  $\varnothing 10$  hole is located at the end of each horizontal rail for fixing the rack to the ground



#### MODULAR 2-BAY (3 STANDS)

##### MOD 206

$\varnothing 38$ mm Galvanised steel, 3 stands at 600mm centres  
750mm x 750mm a/g x 1240mm long

##### MOD 207

$\varnothing 38$ mm Galvanised steel, 3 stands at 700mm centres  
750mm x 750mm a/g x 1440mm long

##### MOD 208

$\varnothing 38$ mm Galvanised steel, 3 stands at 800mm centres  
750mm x 750mm a/g x 1640mm long

##### MOD 209

$\varnothing 38$ mm Galvanised steel, 3 stands at 900mm centres  
750mm x 750mm a/g x 1840mm long

##### MOD 210

$\varnothing 38$ mm Galvanised steel, 3 stands at 1000mm centres  
750mm x 750mm a/g x 2040mm long

OPTIONS (2 & 3 bay products):

- Stainless steel in grades 304 or 316, bright or satin polished finish

#### MODULAR 3-BAY (4 STANDS)

##### MOD 306

$\varnothing 38$ mm Galvanised steel, 4 stands at 600mm centres  
750mm x 750mm a/g x 1240mm long

##### MOD 307

$\varnothing 38$ mm Galvanised steel, 4 stands at 700mm centres  
750mm x 750mm a/g x 1440mm long

##### MOD 308

$\varnothing 38$ mm Galvanised steel, 4 stands at 800mm centres  
750mm x 750mm a/g x 1640mm long

##### MOD 309

$\varnothing 38$ mm Galvanised steel, 4 stands at 900mm centres  
750mm x 750mm a/g x 1840mm long

##### MOD 310

$\varnothing 38$ mm Galvanised steel, 4 stands at 1000mm centres  
750mm x 750mm a/g x 2040mm long

