



CAST IRON BOLLARD CYCLE STANDS

Cast iron bollards with rails

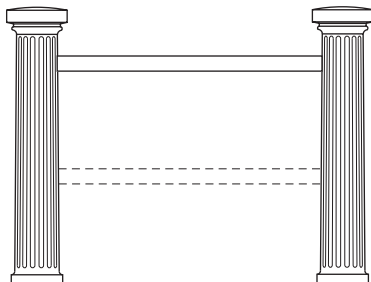
Most cast iron bollards can be readily adapted - either 'cored' or drilled - to receive a circular steel rail. If viable for the style of bollard used around the site, a simple arrangement of two bollards at an appropriate distance apart, and connected with a circular rail, will serve as a cycle stand that matches other products in the area for a cohesive overall appearance. Shown here are just four of our most popular bollards (from a range of nearly 50 standard designs), which readily lend themselves to conversion into traditional-looking cycle stands. Alternative lengths to those listed can be supplied, and we are happy to offer advice on which of our other bollards can be similarly adapted to create cycle stands.



Cast Iron Bollards

Details of our full range of cast iron bollards are included in their own brochure.

- Warminster Medium
- Canterbury
- Trafalgar Medium



- Doric

We generally recommend that rails are Ø48mm tube for spans of approximately 1000mm. Only bollards of appropriate diameter at the rail insertion point are suitable for use as cycle stands.

CAST IRON BOLLARDS WITH RAILS

DOR 601

Doric cast iron bollards & Ø48mm rail
1180mm x 750mm rail a/g x 290mm b/g

WAR 601

Warminster Med. cast iron bollards & Ø48mm rail
1180mm x 640mm rail a/g x 300mm b/g

CTB 601

Canterbury cast iron bollards & Ø48mm rail
1180mm x 800mm rail a/g x 300mm b/g

TRA 602

Trafalgar Med. cast iron bollards & Ø48mm rail
1180mm x 860mm rail a/g x 300mm b/g

STANDARD SPECIFICATION:

Bollards and galvanised rails in painted finish

OPTIONS:

- Bollard pitch / rails at other lengths
- Twin rail