

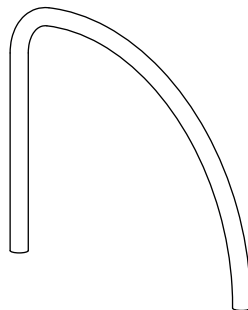
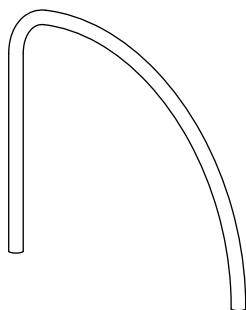
FIN RANGE CYCLE STANDS

Distinctive design

The Fin cycle stand is a Furnitubes' original design - inspired by the profile of a shark's fin breaking the surface of the ocean. The combination of this distinctive form and heavy duty steel sections make the Fin a much more prominent site feature than other simpler hoop designs. The range is available in a choice of two tube sizes - Ø48mm or Ø60mm - with either a root for in-ground fixing or a base plate for bolting down. Material options include galvanised or plastic coated mild steel, or stainless steel in grades 304 or 316, in a satin or bright polished finish. All versions are available with the addition of a corner plate, which can serve simply as a decorative feature or can be used as mounting for sign plate.



FIN RANGE CYCLE STANDS



FIN - Ø48mm tube size

FIN 480

Galvanised steel, root fixed
980mm wide x 800mm a/g x 300mm b/g

FIN 480 B

Galvanised steel, bolt down
980mm wide x 800mm a/g

FIN 480 BP

Stainless steel bright polished, root fixed
980mm wide x 800mm a/g x 300mm b/g

FIN 480 B BP

Stainless steel bright polished, bolt down
980mm wide x 800mm a/g

OPTIONS:

- Stainless steel in grades 304 or 316, in satin or bright polished finish
- Steel in black polyamide coating
- Steel in plastic coating - various colours
- Decorative corner plate
- Tapper rail

FIN - Ø60mm tube size

FIN 600

Galvanised steel, root fixed
1040mm wide x 800mm a/g x 300mm b/g

FIN 600 B

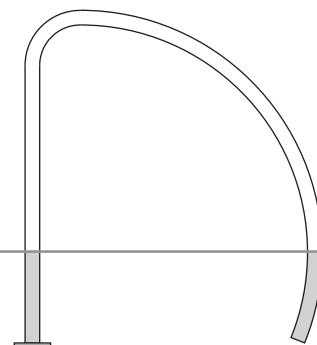
Galvanised steel, bolt down
1040mm wide x 800mm a/g

FIN 600 BP

Stainless steel bright polished, root fixed
1040mm wide x 800mm a/g x 300mm b/g


FIN 600 B BP

Stainless steel bright polished, bolt down
1040mm wide x 800mm a/g



Root fixed versions

The combination of a plated end to the straight leg and the curved tube assist embedment in a concrete foundation.

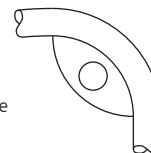


Bolt down versions

Each leg has a base plate with 2 no. Ø13 holes for ground fixing.









Corner plate

A decorative corner plate with a central aperture is an option on all Fin cycle stands. The plate can also be supplied without the hole, for mounting logos or signs.



Plastic coating

Hardwearing plastic coating is available in the following colour options:

	RAL 9005 - Black		RAL 6005 - Green
	RAL 7001 - Grey		RAL 1021 - Yellow
	RAL 9016 - White		RAL 3020 - Red
	RAL 5015 - Blue		RAL 8017 - Brown

