



ZENITH® & ZENITH® HORIZON SEATING & TABLES





# ZENITH® SEATING RANGE






## INTRODUCTION

### Contemporary styling combined with robust manufacture


Since Furnitubes designed and launched its first Zenith over 10 years ago, the range has proved to be one of our most popular seating products. From the original seat design has grown a comprehensive range of straight and curved seats and benches, available in a wide selection of forms, sizes and material options. The original Zenith seats have a characteristic aerofoil shape end profile. A new variation is now offered in the form of the Zenith Horizon range, with flat seat and backrest profiles giving a more contemporary appearance to the original design. Complementary tables are available in both ranges. Whatever your choice of specific product, the Zenith range will deliver quality design and manufacturing detail to your scheme. As well as seating-based items, the Zenith range also comprises a number of bollard, litter bin and signage options that allow a coordinated suite of products to be used across an entire scheme.



#### Zenith Horizon Range

The simplified end profile of the Horizon makes for flat seat and backrests and a contemporary character. Unique features and benefits of this range include:

- Coordinated widths of seats and benches allows adjacent placement of different forms to create continuous seating runs
- Curved seats and benches can be used to create geometric layouts such as circles and waves, and if different radii sizes are mixed, can form more organic layouts
- Straight seats can have side-to-side or front-to-back timbers, each with its own distinct aesthetic and complementary styling of armrests
- Separate platform and post sub-assemblies, allowing seat platforms to be removed for any routine maintenance works or simple replacement



#### Zenith (Original) Range

The original Zenith design is characterised by aerofoil-shaped ends to the seat platform and curved profile seat and backrest. Timbers run side-to-side on straight seats and front-to-back on curved versions. Unique features and benefits of this range include:

- Long-established popular range of seating options that have been proven to withstand the rigours of placement in the public realm throughout the UK for many years
- Wide range of seat slat material options, particularly on straight versions, including timber, wood plastic composite, recycled plastic, steel and stainless steel



At Furnitubes we believe in the positive promotion of UK manufacturing and the benefits that it brings to the UK economy. Manufacturing in the UK also offers a more sustainable solution, with transportation distances and associated environmental impacts minimised. Wherever you see our **UK Made** logo you can be assured that the product is manufactured in the UK.

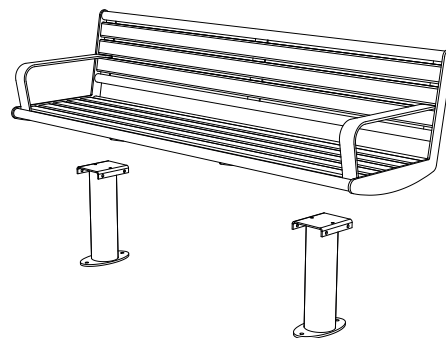


## ZENITH® HORIZON SEATING

### Second generation Zenith seating

The new Horizon range offers many of the features of the original Zenith design, but has been re-styled to suit more contemporary settings and with the following key differences:

- Supplied as separate platform and post sub-assemblies, which are securely and discretely bolted together, allowing seat platforms to be removed for any routine maintenance works that can be more readily carried out off-site, or replaced if damaged, without the need for costly ground works.
- Common width to platforms of both seat and bench, so they can be used side-by-side to create a continuous lines of multi-form seating.
- Two slat orientations. Side-to-side slats are available on straight line seating only, and front-to-back slats are standard options on both straight and curved seating for a fully coordinated appearance on sites that use multiple variations of seat forms.
- 4-person seats and benches are supported on just two legs, rather than the three of the Zenith original, thereby reducing supply and installation costs and giving a more streamlined aesthetic.

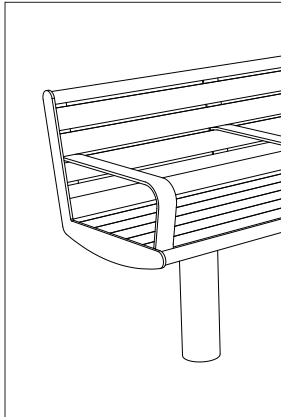





## ZENITH® HORIZON STRAIGHT SEATING


### Continuous seating

A major benefit of the new Zenith Horizon range is that the platform profiles and the alignment of the support posts are common to both the seat and bench, meaning they can be placed side-by-side to form a continuous line of variable form seating. This takes up less space than separated independent seats, provides different types of seating to suit the needs of different user groups, and also looks more interesting than identical seating throughout.



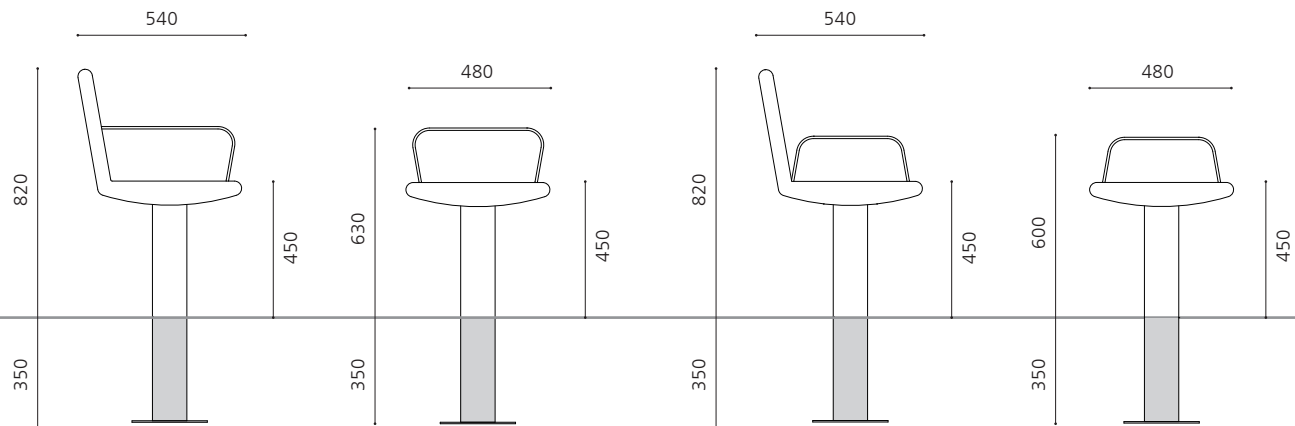
### Side-to-side slats

Horizontally orientated slats accentuate the linearity of the seating, and present a visually clean and elegant overall assembly. This solution is also slightly cheaper than the equivalent sizes of a seat with front-to-back slats. The one constraint of this design though is that curved seats are not offered due to the complexity and cost of forming curved slats. Armrests flare outwards towards the top.

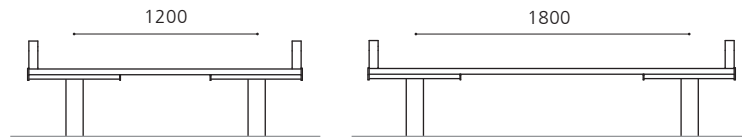


### Front-to-back slats

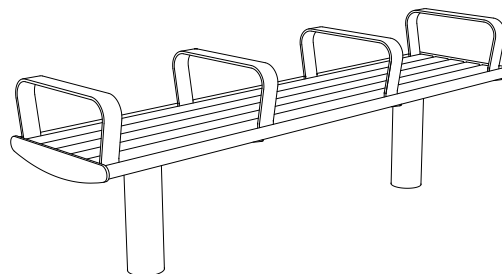
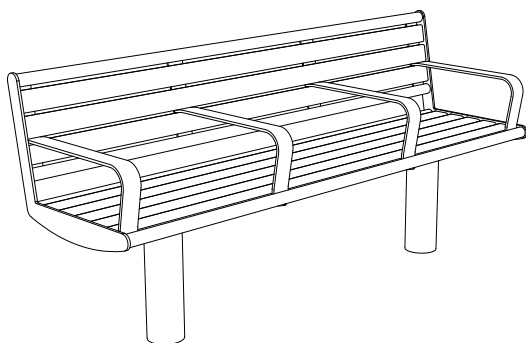
This range uses shorter but a greater number of slats, which gives a slightly more refined aesthetic compared with equivalent seating with side-to-side slats. The principle benefit though is that slats can be arranged radially on curved seating, to allow circular and wave-form layouts. Armrests, which are common to seat and bench units, taper inwards at the top.



## ZENITH® HORIZON STRAIGHT SEATING, SIDE-TO-SIDE SLATS



3 person / 1890mm long & 4 person / 2490mm long seats & benches all have 2 support posts



### ZENITH HORIZON, SIDE-TO-SIDE SLATS: STRAIGHT SEATS & BENCHES

Standard assembly: steel frame & bolt-on posts for in-ground fixing, hot dip galvanised, with iroko timber slats in smooth planed finish

**SEAT** - 3 person / 1890mm long

**ZNH 6**

Seat without arms

**ZNH 6A**

Seat + 2 end arms

**ZNH 6C**

Seat + 2 centre arms

**ZNH 6AC**

Seat + 2 end & 2 centre arms

**BENCH** - 3 person / 1890mm long

**ZNH B6**

Bench without arms

**ZNH B6A**

Bench + 2 end arms

**ZNH B6C**

Bench + 2 centre arms

**ZNH B6AC**

Bench + 2 end & 2 centre arms

**SEAT** - 4 person / 2490mm long

**ZNH 8**

Seat without arms

**ZNH 8A**

Seat + 2 end arms

**ZNH 8C**

Seat + 2 centre arms

**ZNH 8M**

Seat + 1 mid arm

**ZNH 8AC**

Seat + 2 end & 2 centre arms

**ZNH 8AM**

Seat + 2 end & 1 mid arms

**ZNH 8CM**

Seat + 2 centre & 1 mid arms

**ZNH 8ACM**

Seat + 2 end, 2 centre & 1 mid arms

**BENCH** - 4 person / 2490mm long

**ZNH B8**

Bench without arms

**ZNH B8A**

Bench + 2 end arms

**ZNH B8C**

Bench + 2 centre arms

**ZNH B8M**

Bench + 1 mid arm

**ZNH B8AC**

Bench + 2 end & 2 centre arms

**ZNH B8AM**

Bench + 2 end & 1 mid arms

**ZNH B8CM**

Bench + 2 centre & 1 mid arms

**ZNH B8ACM**

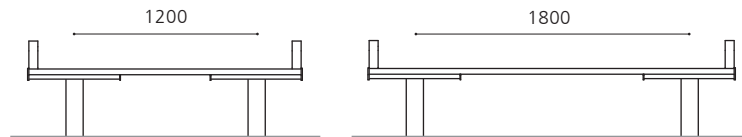
Bench + 2 end, 2 centre & 1 mid arms

#### OPTIONS (ALL SEATS & BENCHES):

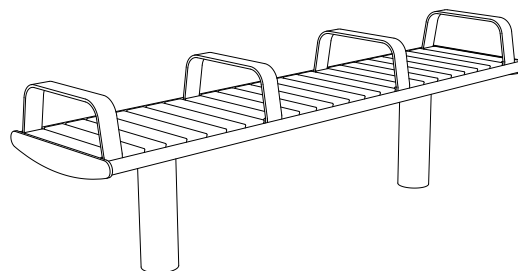

- Other overall lengths, including 1 or 2 person seats / benches
- Alternative armrest configurations
- Base plated posts for bolt-down installation
- Anti-skate devices on front bar (+ rear bar for benches)
- Framework & posts in polyester powder coated finish
- Framework & posts in plastic coated finish
- Framework & posts in stainless steel, various grades & finishes
- Timbers with UV protective finish



## ZENITH® HORIZON STRAIGHT SEATING, FRONT-TO-BACK SLATS



3 person / 1890mm long & 4 person / 2470mm long seats & benches all have 2 support posts



### ZENITH HORIZON, FRONT-TO-BACK SLATS: STRAIGHT SEATS & BENCHES

Standard assembly: steel frame & bolt-on posts for in-ground fixing, hot dip galvanised, with iroko timber slats in smooth planed finish

**SEAT** - 3 person / 1890mm long

**ZNF 6**

Seat without arms

**ZNF 6A**

Seat + 2 end arms

**ZNF 6C**

Seat + 2 centre arms

**ZNF 6AC**

Seat + 2 end & 2 centre arms

**BENCH** - 3 person / 1890mm long

**ZNF B6**

Bench without arms

**ZNF B6A**

Bench + 2 end arms

**ZNF B6C**

Bench + 2 centre arms

**ZNF B6AC**

Bench + 2 end & 2 centre arms

**SEAT** - 4 person / 2490mm long

**ZNF 8**

Seat without arms

**ZNF 8A**

Seat + 2 end arms

**ZNF 8C**

Seat + 2 centre arms

**ZNF 8M**

Seat + 1 mid arm

**ZNF 8AC**

Seat + 2 end & 2 centre arms

**ZNF 8AM**

Seat + 2 end & 1 mid arms

**ZNF 8CM**

Seat + 2 centre & 1 mid arms

**ZNF 8ACM**

Seat + 2 end, 2 centre & 1 mid arms

**BENCH** - 4 person / 2490mm long

**ZNF B8**

Bench without arms

**ZNF B8A**

Bench + 2 end arms

**ZNF B8C**

Bench + 2 centre arms

**ZNF B8M**

Bench + 1 mid arm

**ZNF B8AC**

Bench + 2 end & 2 centre arms

**ZNF B8AM**

Bench + 2 end & 1 mid arms

**ZNF B8CM**

Bench + 2 centre & 1 mid arms

**ZNF B8ACM**

Bench + 2 end, 2 centre & 1 mid arms

#### OPTIONS (ALL SEATS & BENCHES):

- Other overall lengths, including 1 or 2 person seats / benches
- Alternative armrest configurations
- Base plated posts for bolt-down installation
- Anti-skate devices on front bar (+ rear bar for benches)
- Framework & posts in polyester powder coated finish
- Framework & posts in plastic coated finish
- Framework & posts in stainless steel, various grades & finishes
- Timbers with UV protective finish
- Wood plastic composite (WPC) slats

## ZENITH® STRAIGHT SEATING ARMRESTS OPTIONS

### Armrests to suit your requirement

Armrests define individual seating spaces and are particularly useful to less able-bodied people as an aid to lowering themselves onto and alighting off a seat. Appropriate placement of armrests can also deter rough sleeping. The positions of armrests on all Zenith range seating are pre-determined to provide a comfortable seating width, and a number of different configurations are possible on standard 3- and 4-person seats and benches, as illustrated below, with each combination given a unique code suffix. Other armrest combinations are possible, though we would recommend that they are always fixed at the standard positions in order to maintain comfortable seating position widths, and not to divide the seat into sizes that result in 'dead space'.

#### 3-PERSON SEATS



Arms: none  
Suffix: none



Arms: 2 Ends  
Suffix: **A**

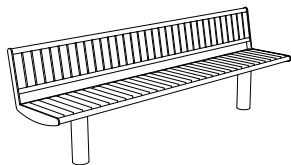


Arms: 2 Centres  
Suffix: **C**

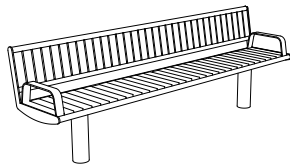


Arms: 2 Ends + 2 Centres  
Suffix: **AC**

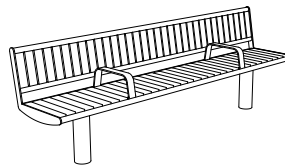
#### 4-PERSON SEATS



Arms: none  
Suffix: none



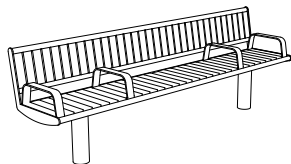
Arms: 2 Ends  
Suffix: **A**



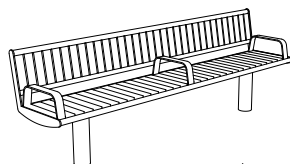
Arms: 2 Centres  
Suffix: **C**



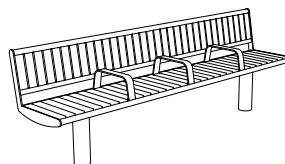
Arm: 1 Mid  
Suffix: **M**



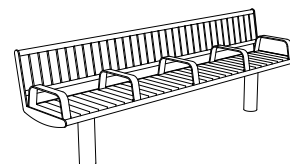
Arms: 2 Ends + 2 Centres  
Suffix: **AC**



Arms: 2 Ends + 1 Mid  
Suffix: **AM**



Arms: 2 Centres + 1 Mid  
Suffix: **CM**



Arms: 2 Ends + 2 Centres + 1 Mid  
Suffix: **ACM**



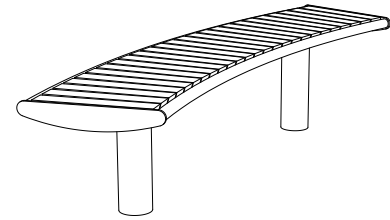
## ZENITH® HORIZON GALLERY



## ZENITH® HORIZON CURVED SEATING

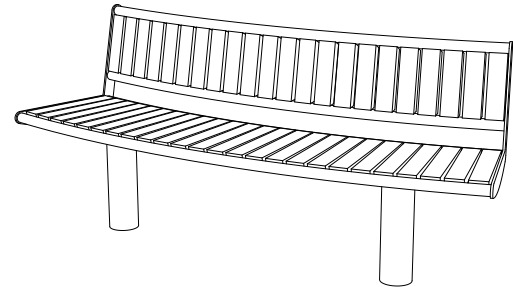
### Standard curved options to suit most sites

Curved seats and benches serve to visually break up orthogonal site layouts and emphasise features such as trees. They can be used independently, in pairs or multiples to create arcs and wave-forms, or linked to form complete circles. Whilst benches can be accessed from either side, seats are supplied with either an internal or external backrest, for inward / outward facing aspects respectively. Four radii - from 1.8m up to to 3.6m - are offered as standard, all configured around a given number of units to form a complete circle, with each segment designed to accommodate 3 people. Removal of segments whilst maintaining the same setting out arrangement allows access to the centre of the circle. The flat seat and back profile of the Horizon range offers a cost saving over corresponding Zenith original curved seats and also allows wood plastic composite (WPC) slats to be used as an alternative to timber.



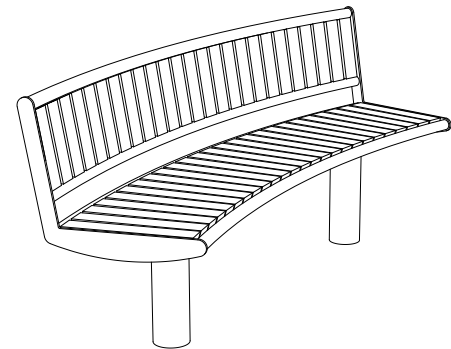
#### Bench

Benches are a popular choice where access can be gained from both sides, allowing people to sit facing opposite directions. Benches are most often used for 'short stay' seating locations.



#### Seat - internal backrest

Most often used around features such as specimen trees, and ideal for outward-looking situations. The backrest provides a comfortable support for longer term seating.



#### Seat - external backrest

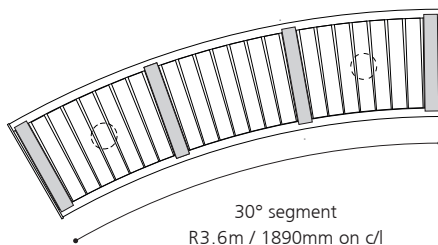
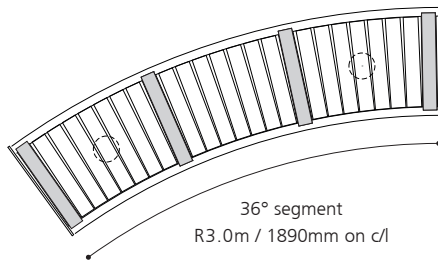
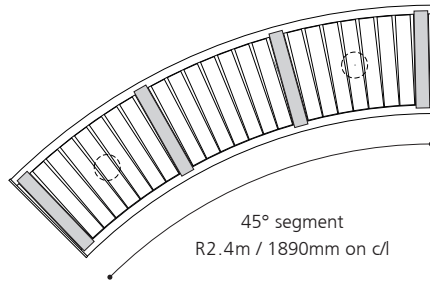
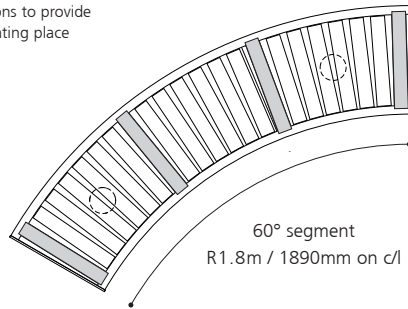
These seats are often used to focus on a central feature in the landscape or to provide visually softer alternative to corner seating.





## ZENITH® HORIZON CURVED SEATING

Armrests: standard positions to provide comfortable individual seating place widths are shown in grey



### ZENITH HORIZON CURVED SEATS & BENCHES

Standard assembly: steel frame & bolt-on posts for in-ground fixing, hot dip galvanised, with iroko timber slats in smooth planed finish

60° / 1.8m radius, 1890mm long centre line / 3 person seat & bench units

#### **ZNF RB 186**

Bench

#### **ZNF RSX 186**

Seat, internal backrest

#### **ZNF RSV 186**

Seat, external backrest

45° / 2.4m radius, 1890mm long centre line / 3 person seat & bench units

#### **ZNF RB 248**

Bench

#### **ZNF RSX 248**

Seat, internal backrest

#### **ZNF RSV 248**

Seat, external backrest

36° / 3.0m radius, 1890mm long centre line / 3 person seat & bench units

#### **ZNF RB 3010**

Bench

#### **ZNF RSX 3010**

Seat, internal backrest

#### **ZNF RSV 3010**

Seat, external backrest

30° / 3.6m radius, 1890mm long centre line / 3 person seat & bench units

#### **ZNF RB 3612**

Bench

#### **ZNF RSX 3612**

Seat, internal backrest

#### **ZNF RSV 3612**

Seat, external backrest

### OPTIONS (ALL SEATS & BENCHES):

- Other overall diameters and segment angles / lengths
- Armrest(s) in positions shown in grey
- Base plated posts for bolt-down installation
- Anti-skate devices on front bar (+ rear bar for benches)
- Framework & posts in polyester powder coated finish
- Framework & posts in plastic coated finish
- Framework & posts in stainless steel, various grades & finishes
- Slats in wood plastic composite (WPC)
- Timbers with UV protective finish

## ZENITH® HORIZON CIRCULAR SEATING

### Zenith Horizon in the round

Curved seating, and circular arrangements in particular, are a popular choice on many landscape schemes. Inward facing curves offer greater sociability compared with linear seating, and outward facing seating is often used to encircle a prominent site feature, such as a specimen tree. Zenith Horizon curved seating units have been designed around four standard circle diameters - 3.6m, 4.8m, 6.0m and 7.2m (measured on the seating platform centre line) - which all divide up to give common unit lengths based on a 3-person seat. There are multiple layout options, including fully enclosed circles, horseshoes with a single opening and circles with gaps for access into the central area. Internal or external backrests can be supplied on all individual units, with the further option of armrests if required. Shown below and on the following page are examples of the types of circular layouts that can be achieved with standard Zenith Horizon curved seating units, shown on Ø3.6m layouts.

#### ENCLOSED CIRCLES

Full circular arrangements are ideal around site features such as trees, where users sit facing outwards and access to the central area is not needed.



6 x bench units



2 x bench units  
4 x seats units with backrests

#### HORSESHOES

Circular arrangements with a single gap allow access to the central space and are popular as exterior teaching areas in school grounds.



5 x bench units



2 x bench units  
3 x seats units with backrests

#### OPEN CIRCLES

Gaps in circular arrangements allow access to the central area, including for wheelchairs, and also serve to visually break up large volumes of seating.



4 x bench units



2 x bench units  
2 x seats units with backrests

Each unit is an independent item that can be supplied as a bench platform only or as a seat with a backrest, complete with armrest(s) as required.



## ZENITH® HORIZON CIRCULAR SEATING

### Ø3.6m CIRCLE C/L (RADIUS 1.8m)



6 x seating units  
**Seats 18 people**



5 x seating units  
**Seats 15 people**  
Gap = 1550mm



4 x seating units  
**Seats 12 people**  
Gaps = 1550mm



4 x seating units  
**Seats 12 people**  
Gaps = 800mm



3 x seating units  
**Seats 9 people**  
Gaps = 1550mm

### Ø4.8m CIRCLE C/L (RADIUS 2.4m)



8 x seating units  
**Seats 24 people**



7 x seating units  
**Seats 21 people**  
Gap = 1650mm



6 x seating units  
**Seats 18 people**  
Gaps = 1650mm



6 x seating units  
**Seats 18 people**  
Gaps = 1100mm



5 x seating units  
**Seats 15 people**  
Gaps = 1000mm



4 x seating units  
**Seats 12 people**  
Gaps = 1650mm

### Ø6.0m CIRCLE C/L (RADIUS 3.0m)



10 x seating units  
**Seats 30 people**



9 x seating units  
**Seats 27 people**  
Gap = 1700mm



8 x seating units  
**Seats 24 people**  
Gaps = 1700mm



6 x seating units  
**Seats 18 people**  
Gaps = 2400mm



6 x seating units  
**Seats 18 people**  
Gaps = 1150mm



5 x seating units  
**Seats 15 people**  
Gaps = 1700mm

### Ø7.2m CIRCLE C/L (RADIUS 3.6m)



12 x seating units  
**Seats 36 people**



11 x seating units  
**Seats 33 people**  
Gap = 1750mm



10 x seating units  
**Seats 30 people**  
Gaps = 1750mm



9 x seating units  
**Seats 27 people**  
Gaps = 1750mm



8 x seating units  
**Seats 24 people**  
Gaps = 1750mm



8 x seating units  
**Seats 24 people**  
Gaps = 900mm



6 x seating units  
**Seats 18 people**  
Gaps = 1750mm



## ZENITH® HORIZON WAVE SEATING

### Zenith Horizon, with a twist

As with circular seating, wave-form / serpentine shapes are a popular choice for external seating provision, and are often employed in double aspect situations, where sitters can choose which way to view their surroundings. From just 4 standard radius options, a wide variety of wave forms can be offered by the Zenith Horizon curved range, by introducing changes of direction to the individual units at different points, creating a visual range from gentle waves to accentuated peaks and troughs. The examples shown immediately below left and opposite all use common-sized unit seats in a single arrangement, meaning the pattern has a distinct visual geometry. Different radius seating units can be adjoined to form more organic layouts, as shown in the example below right, with backrests and armrest on selected units only to further accentuate the informal appearance.


#### Geometrical wave-forms

achieved by using:

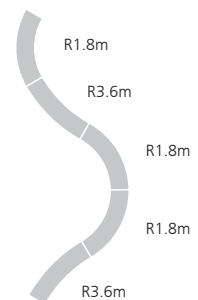
- Common radius seating units
- Repeating pattern to changes in direction of individual units
- Armrest and backrests in repeating positions



#### Key plan:



#### Key plan:



#### Organic wave-forms

achieved by using:

- A variety of different radius units
- Non-repetitive pattern to changes in curve direction
- Backrests and armrests in random positions

## ZENITH® HORIZON WAVE SEATING

### ALTERNATE DIRECTIONS

Changing the direction of adjacent curved seating units results in a low profile wave layout, which provides a subtle variation to straight seating, without taking up too much space. All layouts shown provide 6 seating places.

### 2-SEGMENT DIRECTION CHANGES

Adjacent curved seats paired in the same direction accentuate the form of the wave, creating a more distinct S-shape layout, particularly on the tight radius models. These compact layouts provide 12 seating places for good social seating provision.

### 3-SEGMENT DIRECTION CHANGES

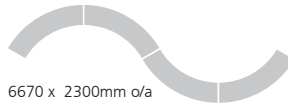
Groups of 3 curved seat units in the same direction give a more pronounced wave dynamic and make a strong visual statement on any site. Tighter radius modules give the impression of two adjoined and mirrored half circles, whereas the more relaxed radius curves create gentler elongated S-shapes.

#### C/L RADIUS 1.8m MODULES



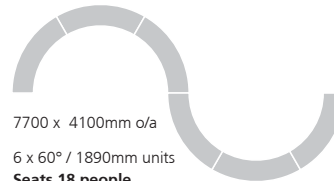
3850 x 980mm o/a

2 x 60° / 1890mm units  
**Seats 6 people**



6670 x 2300mm o/a

4 x 60° / 1890mm units  
**Seats 12 people**



7700 x 4100mm o/a

6 x 60° / 1890mm units  
**Seats 18 people**

#### C/L RADIUS 2.4m MODULES



3870 x 870mm o/a

2 x 45° / 1890mm units  
**Seats 6 people**



7140 x 1910mm o/a

4 x 45° / 1890mm units  
**Seats 12 people**



9330 x 3460mm o/a

6 x 45° / 1890mm units  
**Seats 18 people**

#### C/L RADIUS 3.0m MODULES



3860 x 790mm o/a

2 x 36° / 1890mm units  
**Seats 6 people**



7350 x 1650mm o/a

4 x 36° / 1890mm units  
**Seats 12 people**



10110 x 2970mm o/a

6 x 36° / 1890mm units  
**Seats 18 people**

#### C/L RADIUS 3.6m MODULES



3860 x 750mm o/a

2 x 30° / 1890mm units  
**Seats 6 people**



7450 x 1460mm o/a

4 x 30° / 1890mm units  
**Seats 12 people**



10540 x 2610mm o/a

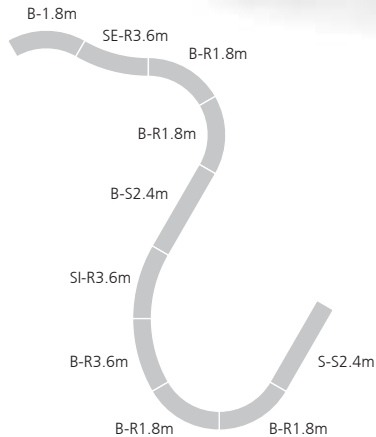
6 x 30° / 1890mm units  
**Seats 18 people**



## ZENITH® HORIZON CONFIGURATIONS

### Endless configuration possibilities

With the front-to-back slat versions of the Zenith Horizon range, standard straight and curved units can be set adjacent to each other to form seamless continuous run seating, for a practical solution with stunning visual interest, as in the example shown below. Organic layouts such as this can be further enhanced by mixing benches and seats with backrests, with armrests employed on selected units only.




#### Key plan

Units on example configuration:

- B-S2.4m** Bench, straight, 2.4m long
- B-R1.8m** Bench, curved, 1.8m radius
- B-R3.6m** Bench, curved, 3.6m radius
- S-R3.6m** Seat, curved, external backrest, 3.6m radius
- SE-R3.6m** Seat, curved, internal backrest, 3.6m radius
- SI-S2.4m** Seat, straight, 2.4m long

If you have a requirement for a site-specific layout, our designers are happy to visualise the configuration for you. Simply let us know the approximate overall area that you have available, the forms and features that you are interested in, and leave the rest to us.

## ZENITH® HORIZON GALLERY



ZENITH HORIZON SEAT: AS FEATURED IN  
O2 'WAGGYTAIL' TV COMMERCIAL





## ZENITH® HORIZON BESPOKE SEAT

### Piano-themed memorial bench

Nicky Hopkins was a session musician who worked with many artists and appeared on some of the most well-known tracks of all time, including The Rolling Stones' *Sympathy for the Devil*, John Lennon's *Jealous Guy* and *You Are So Beautiful* by Joe Cocker. For the 40th anniversary of Nicky's performance on The Beatles' *Revolution*, a tribute in the form of a memorial seat celebrates his legacy, after the original idea for a blue heritage plaque fell through as there were no relevant buildings still standing. The London Borough of Ealing, where Nicky was born and grew up, suggested a 'piano bench' instead, to be installed in Perivale Park. Furnitubes was set the challenge of incorporating the piano theme into a seat and the Zenith Horizon, with its flat surface seat and backrest was perfectly suited to accommodating the artwork. Two panels have been used in lieu of the normal timber seat slats, with a piano keyboard on the seat platform and the double-sided backrest with a tribute to Nicky on the front and a list of contributors to the seat on the rear side. The artwork has been recreated as a digital print on highly durable exterior grade laminated panels, with anti-graffiti treatment to resist aerosol paint and permanent marker. The detachable frame of the Horizon allowed the in-ground support posts to be installed in advance and the seat itself to be fitted at the last minute, with Moira Hopkins - Nicky's widow - performing the unveiling.



Seat visualisation prepared by  
Furnitubes for fund-raising purposes





## ZENITH® HORIZON BESPOKE SEAT



ZENITH® STRAIGHT SEATS & BENCHES

A longstanding Furnitubes' original design

The original Zenith range combines a single-piece all-welded tough steel framework with seat and backrests infilled in a choice of materials and finishes. Steelwork is hot dip galvanised as standard (with the option of a supplementary polyester powder coated or plastic coated finish) or alternatively can be supplied in stainless steel, in various grades and finishes. Zenith straight seats and benches are offered in many different configurations as standard, and other special variations can be readily supplied on request. Complementary curved seats and benches are also available for the timber slatted version.

Zenith seating:  
summary of seat slat size,  
material & finish options

Benches:

1.83m Straight  
2.43m Straight  
Curved (all radii)

Seats:

1.83m Straight  
2.43m Straight  
Curved (all radii)

Iroko hardwood,  
65 x 32mm  
Smooth planed finish

• • •  
(4 slats)

• • •  
(4 + 3 slats)

Wood plastic composite (WPC),  
65 x 32mm  
Dark iroko colour

• • •  
(4 slats)

• • •  
(4 + 3 slats)

Recycled plastic,  
104 x 34mm  
Brown or black colours

• • •  
(3 slats)

• • •  
(3 + 2 slats)

Mild steel galvanised,  
65 x 32mm  
PPC coated to any RAL reference  
Plastic coated in selected colours

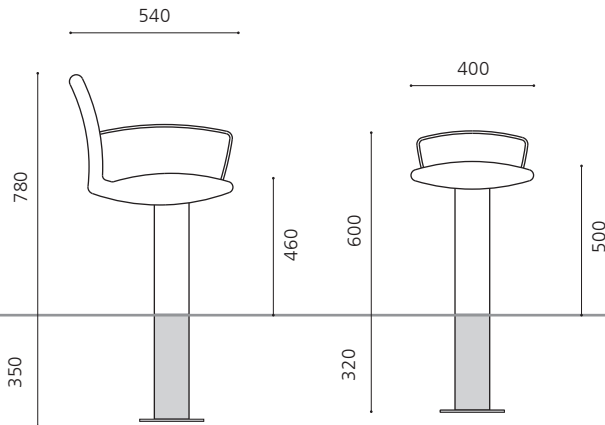
• • •  
(4 slats)

• • •  
(4 + 3 slats)

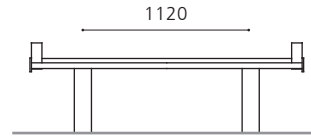
Stainless steel G304 / G316.  
65 x 32mm  
Satin or mirror polished

• • •  
(4 slats)

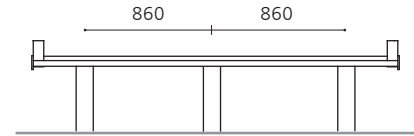
• • •  
(4 + 3 slats)



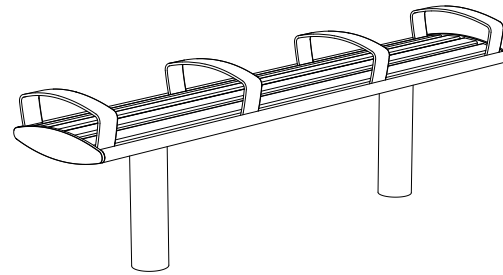
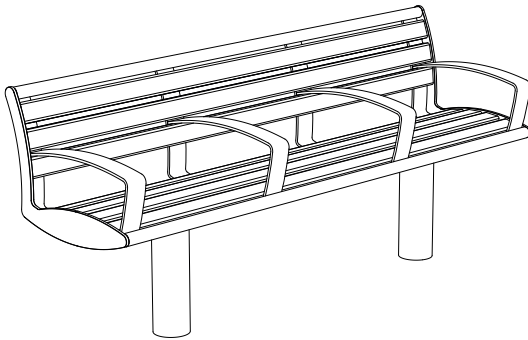
## ZENITH® STRAIGHT SEATS & BENCHES



3 person / 1830mm long seats & benches have 2 support posts



4 person / 2430mm long seats & benches have 3 support posts



### ZENITH: STRAIGHT SEATS & BENCHES

Standard assembly: steel frame and posts for in-ground fixing, hot dip galvanised, with iroko timber slats in smooth planed finish

#### SEAT - 3 person / 1830mm long

##### ZEN 6

Seat without arms

##### ZEN 6A

Seat + 2 end arms

##### ZEN 6C

Seat + 2 centre arms

##### ZEN 6AC

Seat + 2 end & 2 centre arms

#### BENCH - 3 person / 1830mm long

##### ZEN B6

Bench without arms

##### ZEN B6A

Bench + 2 end arms

##### ZEN B6C

Bench + 2 centre arms

##### ZEN B6AC

Bench + 2 end & 2 centre arms

#### SEAT - 4 person / 2430mm long

##### ZEN 8

Seat without arms

##### ZEN 8A

Seat + 2 end arms

##### ZEN 8C

Seat + 2 centre arms

##### ZEN 8M

Seat + 1 mid arm

##### ZEN 8AC

Seat + 2 end & 2 centre arms

##### ZEN 8AM

Seat + 2 end & 1 mid arms

##### ZEN 8CM

Seat + 2 centre & 1 mid arms

##### ZEN 8ACM

Seat + 2 end, 2 centre & 1 mid arms

#### BENCH - 4 person / 2430mm long

##### ZEN B8

Bench without arms

##### ZEN B8A

Bench + 2 end arms

##### ZEN B8C

Bench + 2 centre arms

##### ZEN B8M

Bench + 1 mid arm

##### ZEN B8AC

Bench + 2 end & 2 centre arms

##### ZEN B8AM

Bench + 2 end & 1 mid arms

##### ZEN B8CM

Bench + 2 centre & 1 mid arms

##### ZEN B8ACM

Bench + 2 end, 2 centre & 1 mid arms


#### OPTIONS (ALL SEATS & BENCHES):

- Other overall lengths, including 1 or 2 person seats / benches
- Alternative armrest configurations
- Base plated posts for bolt-down installation
- Anti-skate devices on front bar (+ rear bar for benches)
- Framework & posts in polyester powder coated finish
- Framework & posts in plastic coated finish
- Framework & posts in stainless steel, various grades & finishes
- Alternative slat materials, including wood plastic composite (WPC)
- Timbers with UV protective finish





## ZENITH® STRAIGHT SEATS & BENCHES



## ZENITH® STRAIGHT SEATS & BENCHES



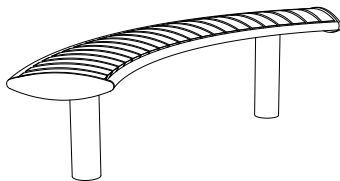


## ZENITH® CURVED SEATING

### Standard curved options to suit most sites

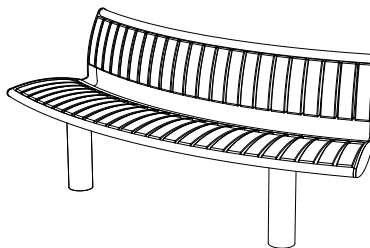
Curved seating is a popular choice for many locations, serving to visually break up orthogonal site layouts and emphasise features such as trees. Curved seating can be used independently, in pairs or multiples to create arcs (benches can also be used in wave arrangements) or linked to form complete circles. Whilst benches can be accessed from either side, seats are supplied with either internal or external backrests. Slats on curved seating are arranged in a radial / front-to-back layout (contrasting with the side-to-side arrangement on straight seats) and are profiled to match the aerofoil shape of the steelwork end frames. Four curve sizes - from 1.8m up to to 3.6m - are offered as standard, all configured around a given number of units to form a complete circle, with each segment designed for 3 people. Removal of segments whilst maintaining the same setting out arrangement allows access to the centre of the circle. Other sizes to suit site-specific dimensions can be supplied on request.

#### Benches (without backrests)




Benches are a popular choice where access can be gained from both sides, allowing people to sit facing opposite directions. Benches are most often used for 'short stay' seating locations.

#### Seats with internal backrests



Most often used around features such as specimen trees, convex seats are ideal for outward-looking situations. The geometry of the design means that back slats are more tightly spaced than seat slats.

#### Seats with external backrests



These seats are often used to round off corners or to focus on a central feature in the landscape. The geometry of the design means that back slats are less tightly spaced than seat slats.

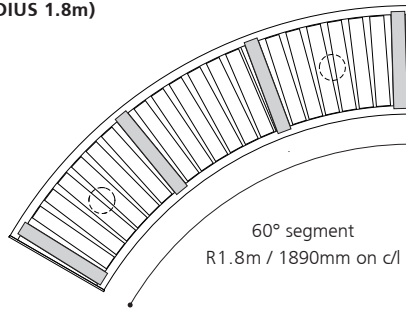


## ZENITH® CURVED SEATING

### Ø3.6m CIRCLE C/L (RADIUS 1.8m)



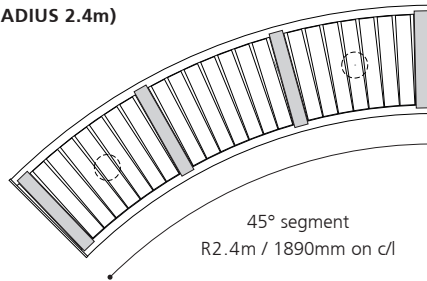
6 x seating units  
Seats 18 people



### Ø4.8m CIRCLE C/L (RADIUS 2.4m)



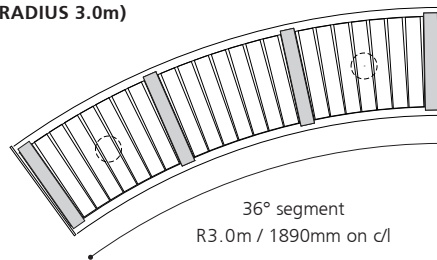
8 x seating units  
Seats 24 people



### Ø6.0m CIRCLE C/L (RADIUS 3.0m)



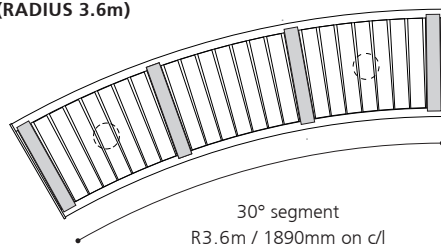
10 x seating units  
Seats 30 people



### Ø7.2m CIRCLE C/L (RADIUS 3.6m)



12 x seating units  
Seats 36 people



### ZENITH CURVED SEATS & BENCHES

Standard assembly: steel frame & posts for in-ground fixing, hot dip galvanised, with iroko timber slats in smooth planed finish

60° / 1.8m radius, 1890mm long centre line / 3 person seat & bench units

**ZEN RB 186**  
Bench

**ZEN RSX 186**  
Seat, internal backrest

**ZEN RSV 186**  
Seat, external backrest

45° / 2.4m radius, 1890mm long centre line / 3 person seat & bench units

**ZEN RB 248**  
Bench

**ZEN RSX 248**  
Seat, internal backrest

**ZEN RSV 248**  
Seat, external backrest

36° / 3.0m radius, 1890mm long centre line / 3 person seat & bench units

**ZEN RB 3010**  
Bench

**ZEN RSX 3010**  
Seat, internal backrest

**ZEN RSV 3010**  
Seat, external backrest

30° / 3.6m radius, 1890mm long centre line / 3 person seat & bench units

**ZEN RB 3612**  
Bench

**ZEN RSX 3612**  
Seat, internal backrest

**ZEN RSV 3612**  
Seat, external backrest

### OPTIONS (ALL SEATS & BENCHES):

- Other overall diameters and segment angles / lengths
- Armrest(s) in positions shown in grey
- Base plated posts for bolt-down installation
- Anti-skate devices on front bar (+ rear bar for benches)
- Framework & posts in polyester powder coated finish
- Framework & posts in plastic coated finish
- Framework & posts in stainless steel, various grades & finishes
- Timbers with UV protective finish

### Notes:

- Standard armrest positions to provide comfortable seating place widths are shown in grey.
- Refer to Zenith Horizon section of brochure for circular layouts with selected segments removed to allow access between seating to centre of circle.
- Curved benches (not seats with backrests) can be alternated to create wave-form layouts - refer to Zenith Horizon section of brochure for details.
- Different forms of Zenith curved seating products (benches and seats with internal or external backrests) are all based on the same radii, aligned on the centre of the support posts, not the overall width. As such, this means that different forms of seating from the same size range will not form a continuous smooth line when placed next to each other. If a layout with mixed seating forms is required please consider using the Zenith Horizon range which allows full interchangeability of different seat forms, as well as sizes.



## ZENITH® CURVED SEATING

### Curved seating around trees

Curved seating is ideal for placement around trees, which are often employed as focal points within a new scheme. New tree planting can often be vulnerable to damage though, for example by vehicles in a roadside paving scheme or even by heavy pedestrian traffic across the rootball area; placement of seating around a tree can though offer an effective form of protection, particularly in the early years after planting. Benches without backrests are especially suited for use around trees as they bring the benefit of dual aspect seating, allowing users to either face inwards, encouraging social interaction in the process, or outwards to view the surrounding area. Zenith curved benches and seats can be used independently, with gaps between adjacent modules, or joined to create more of an enclosure. Three radius sizes are offered as standard with the plan angle of each seating module designed to make up a full circle with a given number of segments.



## ZENITH® CURVED SEATING

### Curved seating to paved areas

Circular paving features are commonly used across many new landscape schemes, usually at a meeting point of a path network and often as the focal point of a scheme. In turn, such spaces can also be the main social meeting place that would benefit from good seating provision. Linear seating can look alien against a curved edge but curved seating that is appropriately dimensioned can visually enhance the paving and space. Placed around the edge of a circular paving area, such as shown in the examples here, Zenith curved seating can also help to protect soft landscaped areas to the rear, encouraging people to walk around rather than across planted beds or mown lawns.






## ZENITH® SEATING CASE STUDY


### Mercia School, Sheffield

With a 25% increase in the birth rate in Sheffield since 2002 and 1,000 more children entering education each year, the city has embarked on a programme of delivering new schools to supplement capacity in established neighbourhoods. The new £25M Mercia School in the south-west of the city is one such example, ultimately offering 1,200 new school places to the communities of Nether Edge, Meadowhead and surrounding areas. Typical of much of the city of Sheffield, the location has a steep hilly aspect, and is also on a former landfill site, which presented the architects and engineers with a number of design challenges. The site has effectively been split into three levels, with the buildings on a central 'tier', above which a playground and games area has been formed on high retaining structures, and in front of the school the land slopes down to the lower level car park. The school buildings are arranged in a U-shape around a south-facing central social space that includes grassed islands within a hard paved area. Furnitubes' Zenith seating was chosen as it offered many different forms in a single coordinated range – traditional seats with backs, straight benches for placement against walls and curved benches for use around new feature tree planting. Steelwork was hot dipped galvanised and polyester powder coated black, with iroko timber slats having a teak colour UV protective treatment application to help maintain a good colouration to the timber for a longer period of time. In addition, where low level gabions are used to deal with level changes Furnitubes' Lapa benches were used to provide comfortable and cost effective seating solutions. In all, over 40 seating units were supplied to Mercia School.





## ZENITH® SEATING CASE STUDY



## ZENITH® SEATING CASE STUDY

### Cheltenham Racecourse

In 2015 Cheltenham Racecourse underwent a £45 million redevelopment, the largest of its kind undertaken by The Jockey Club, the site's owner. The centrepiece of the development is a five storey 6,500 capacity grandstand - including new hospitality boxes, a royal box, and a premium club area - named in honour of and opened by Her Royal Highness Princess Anne. In addition to the construction of the grandstand, the area outside the entrance to the racecourse also underwent a significant programme of improvements, with new paving and street furniture. Main project contractors Kier selected the popular Zenith benches as the preferred choice of external seating for the site. Forty one benches were supplied in total, all in stainless steel with iroko timber slats. The benches were placed in a variety of arrangements in a new area named The Plaza, with straight modules used along linear site boundaries, and curved units around new tree planting in both open and enclosed circular arrangements. The seating provides welcoming rest points for the large numbers of visitors that attend the world famous Cheltenham Festival and Gold Cup, and other race meetings and events throughout the year.





## ZENITH® SEATING CASE STUDY

### Royal Tunbridge Wells

The borough architects at Royal Tunbridge Wells liked the Zenith range of products, but wanted to put their own unique twist on the design. As standard, the steelwork on this product range is supplied in a single material and colour / finish. Deep red is the primary corporate colour for the town, but it was felt that a whole product in this very bold colour would be overpowering if used on the entire product. The final solution was to incorporate the red just on selected areas of the products, which was achieved with independent plates on seat and bench ends and on the apertures of the bin. This accent colour visually worked very well in contrast with the dark grey coated mild steel products and also with polished stainless steel. Seat slats were supplied in wood plastic composite (WPC). Following feedback on the pilot scheme at the Fiveways intersection, these bespoke variations of the Zenith range of products will be rolled out to other development areas throughout the town centre in forthcoming years.

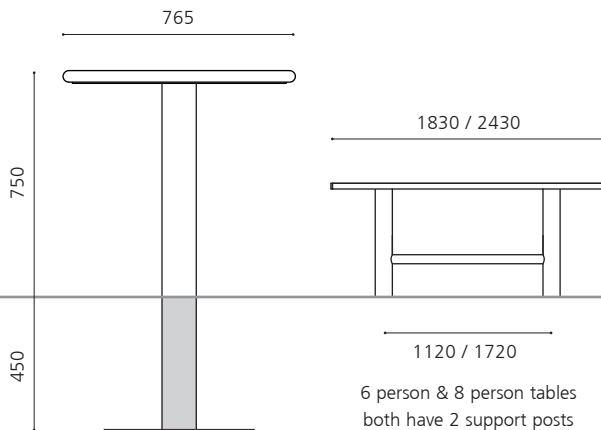




## ZENITH® PICNIC BENCHES & TABLES

### Timber-topped table with central steel plate

Available in two standard lengths, to suit either 6 or 8 sitters, the original Zenith table is designed to complement the corresponding seating range. Tough materials and robust construction makes the tables a popular choice for a wide range of sites, from outdoor dining areas in schools and education campuses, to seafronts and woodland picnic areas. Other lengths are available on request, including shorter versions which can serve as fixed games tables in a public realm situation. The inset posts on all versions make the table accessible to wheelchair users from both ends. Although generally supplied as an independent item, the table can be joined (either above or below ground) to benches or seats via low level plates to form a single-piece picnic-style table set, which can be bolted down or used as a freestanding unit.



#### ZENITH TABLE

Standard assembly: steel frame, central table top section & posts for in-ground fixing, hot dip galvanised, with iroko timber slats in smooth planed finish

#### ZEN T6

6 person (3 per side) / 1830mm long table

#### ZEN T8

8 person (4 per side) / 2430mm long table

#### OPTIONS:

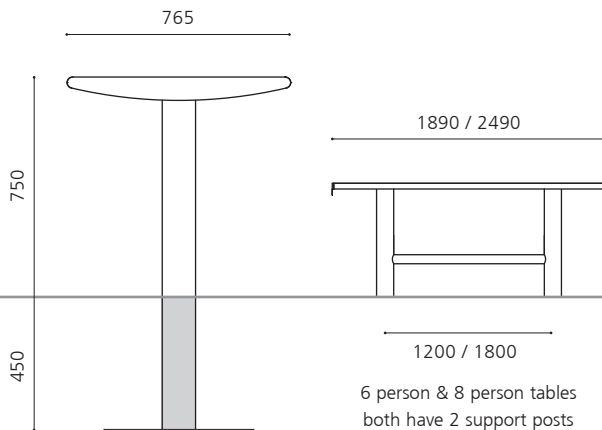
- Other overall lengths, including 2 or 4 person tables
- Base plated posts for bolt-down installation
- Combined assembly with benches or seats for freestanding or bolt-down installation
- Framework & posts in polyester powder coated finish
- Framework & posts in plastic coated finish
- Framework & posts in stainless steel, various grades & finishes
- Alternative slat materials, including wood plastic composite (WPC)
- Timbers with UV protective finish



## ZENITH® HORIZON PICNIC BENCHES & TABLES

### Steel-framed all timber-topped table

The table introduces the characteristic aerofoil end profile of the Zenith Horizon seating range, together with timbers arranged to match those used on the Horizon seating in a either side-to-side or front-to-back orientation, for a fully coordinated set of products. Tables are available in two standard lengths, to suit either 6 or 8 sitters, which also matches standard seat lengths. The central alignment of the table posts improves accessibility onto the seats for less able-bodied users and the inset from the ends means wheelchair users can be accommodated as standard. Although generally supplied as an independent item, the table can be joined (either above or below ground) to benches or seats via a low level plate to form a single-piece picnic-style table set, which can be bolted down or used as a freestanding unit.



### ZENITH HORIZON TABLE

Standard assembly: steel frame & bolt-on posts for in-ground fixing, hot dip galvanised, with iroko timber slats in smooth planed finish

#### ZNH T6

6 person (3 per side) / 1890mm long table, side-to-side slats

#### ZNH T8

8 person (4 per side) / 2490mm long table, side-to-side slats

#### ZNF T6

6 person (3 per side) / 1890mm long table, front-to-back slats

#### ZNF T8

8 person (4 per side) / 2490mm long table, front-to-back slats

#### OPTIONS:

- Other overall lengths, including 2 or 4 person tables
- Base plated posts for bolt-down installation
- Combined assembly with benches or seats for freestanding or bolt-down installation
- Framework & posts in polyester powder coated finish
- Framework & posts in plastic coated finish
- Framework & posts in stainless steel, various grades & finishes
- Wood plastic composite (WPC) slats - front-to-back slatted models only
- Timbers with UV protective finish



## ZENITH® INSTALLATION OPTIONS



### In-ground installation

Advantages of an in-ground fixing are that it provides a permanent robust installation and the seat can be installed true plumb regardless of any slope to the paving. Removal of the seat involves disruptive ground excavation though.

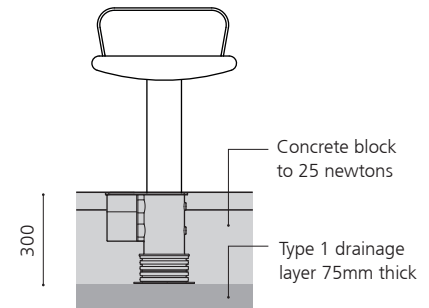

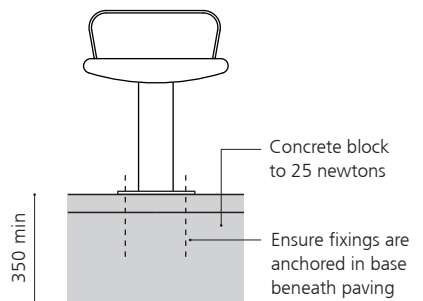
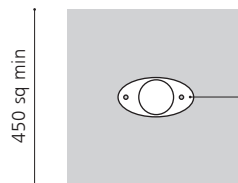
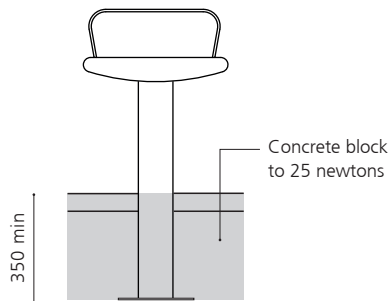
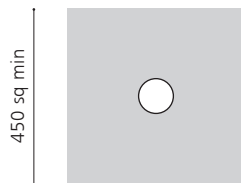
### Bolt-down installation

Seat posts can be provided with base plates for a bolt-down installation onto concrete blocks. Bolting down allows for ease of removal, but seats are potentially vulnerable to theft and have to be installed parallel to the pavement, which may not be level.

### Installation in ground sockets

Installing seat posts in F1 ground sockets allows them to be easily removed, which is ideal for situations where occasional access may be required or if the seats need to be removed for off-site maintenance, leaving just the flush-fitting socket in its place.


**Note: seat posts differ for each installation type - please ensure that you specify your preferred installation when placing an order**



Note: sizes shown are minimum recommended foundation block for each seat post in normal ground conditions; if in doubt, seek the advice of a civil engineer.



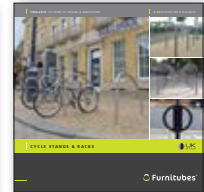

## ZENITH® GALLERY



## OTHER ZENITH® RANGE PRODUCTS

### Coordinated Zenith range of products

Since the introduction of the Zenith range of seating many years ago, we have been regularly adding new products to the wider Zenith range. As well as seating-based items, the Zenith range now also comprises a number of bollard, litter bin and signage options that allow a coordinated suite of products to be used across an entire scheme. Although stainless steel is the most popular choice of material on many of the products, most are also now available in galvanised and polyester powder coated finishes.



To find the full range of products in the Zenith family use the search facility on our website, or alternatively view or download product-specific e-brochures at the following link:

<http://www.furnitubes.com/brochures>





ZENITH® SEATING RANGE





## ZENITH & ZENITH HORIZON SEATING & TABLES



View or download other product e-brochures at the following link:

**[www.furnitubes.com/brochures](http://www.furnitubes.com/brochures)**



© Furnitubes

 **Furnitubes®**

3rd Floor, Meridian House, Royal Hill, Greenwich

**LONDON SE10 8RD**

**T:** +44 (0)20 8378 3200

[sales@furnitubes.com](mailto:sales@furnitubes.com)

[www.furnitubes.com](http://www.furnitubes.com)