

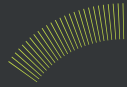


AKRI[®] 300

Steel retaining walls & planter system.



AKRI.



Sustainable, lightweight and made from 100% recycled steel; AKRI is the perfect solution for large planting beds that may be part of a wider scheme.

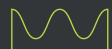
Newly enhanced thanks to rigorous testing and valuable expert feedback, we've refined the product even further with standardised angles and lengths – so you can specify with confidence knowing that the needs of your project will be met; and if not we'll commit to helping you achieve your vision.

Additional seating options for AKRI have also been made possible so you can combine the beautiful high-quality textures of Iroko wood with AKRI's retaining walls and planter system to produce unique and inclusive configurations that will enhance any project or scheme.

AKRI is available in a number of finishes with the option to integrate seating and accessories that will compliment any scheme or project.

Why AKRI

- Tested and approved by **Arup**
- Modular – simple and easy to specify and install
- Made in the UK from 100% recycled steel
- Retrofit seating, backrests and tablets
- Delivered with all brackets, fixings and simple assembly instructions
- Perfect for rooftops, equally great for large schemes
- Fast lead times



How does it work?

AKRI 300 focuses on creating linear geometry, meaning straight panels and corners. We've designed the range to help realise any linear shape to offer maximum flexibility to site constraints and design intent. Whether your concept comes first or you use our premade CAD blocks (available on our website) we've made it simple for you to specify and get prices.

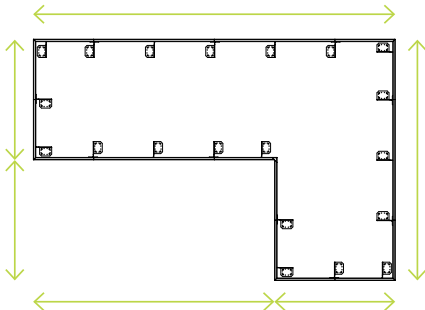
Just follow our



easy steps

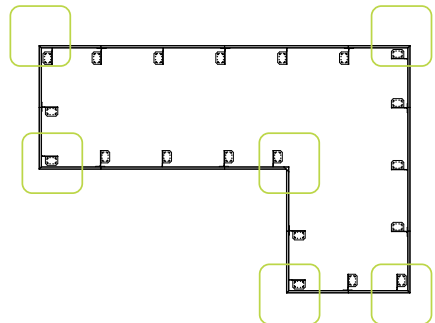
1. Calculate total linear meterage

First, add up the perimeter of the geometry in linear meterage, don't worry if you don't have all the supports in place we can work that out for you.



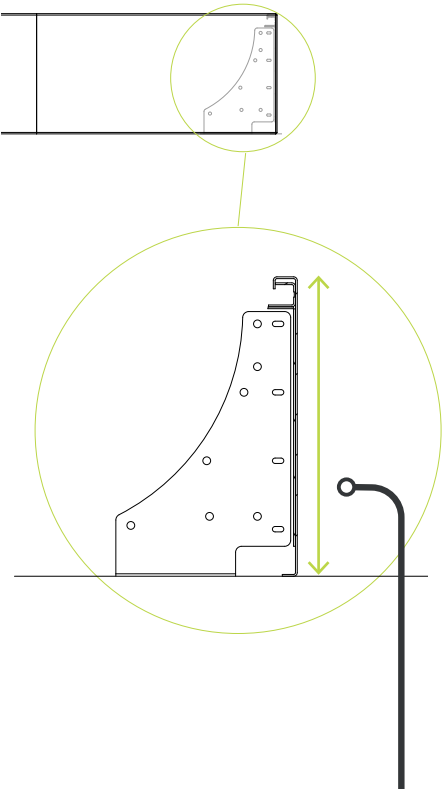
2. Count the corners

Corners can vary in angles from acute to obtuse; though as a guide, we would advise the minimum angle of 60°.



3● Pick a height

Your planter can be anywhere between 300 to 1100mm tall – consider the installation system you need to help with this. We offer 2 standard installation methods. Ground fixed and pedestal & tray explained below:



Height options (mm):	300	800
	400	900
	500	1000
	600	1100
	700	

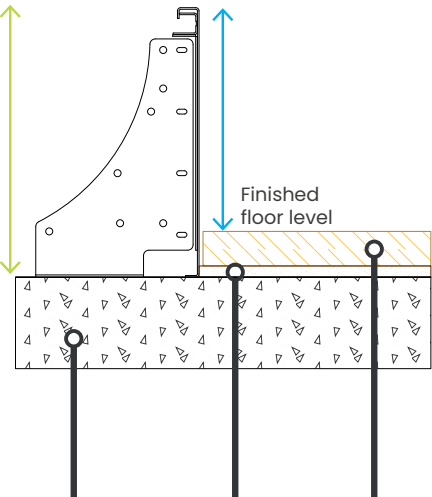
4● Pick an installation method

Based on site constraints, we offer two installation methods:

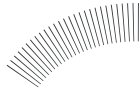
1. GROUND FIXED

Ground fixing is most suited to the street scene, where bolting to the ground isn't an issue. Consider the concrete base, the substrate and paving/decking/tiles.

The height in blue will be the finished height. The green will be the overall height of the planter. That is the one to pick. This height will depend on the ground and the type of planting design.



Concrete	Substrate	Paving
----------	-----------	--------



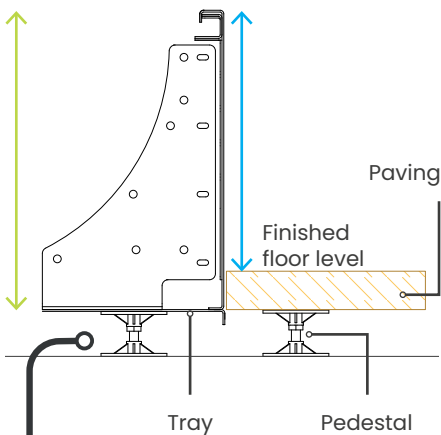
5. Choose a material and finish

The AKRI 300 comes in **three** types of finishes.

2. PEDESTAL & TRAY

The pedestal & tray system is most suited to sites with restricted ground fixing; our unique system allows the planter to be 'free-standing', bolting to itself.

The height in blue will be the finished height. The **green** will be the overall height of the planter. That is the one to pick. This height will depend on the ground level and the type of planting design.



**Minimum
pedestal
height:**


**20mm
Standard
50mm
Fire rated**

1. Triple process Polyester powder coating (TP)



Unlike galvanising, our TP coating offers smooth coverage of complex shapes and better adhesion – whilst also offering the flexibility of choosing any standard RAL colour.

2. Corten



With its warm finish, Corten is often popular on schemes to soften the landscape; we offer this finish in a natural state (top) or preweathered (bottom).

3. Stainless steel – satin finish



Add a modern touch to any scheme with our stainless steel finish, offering a premium feel to the planter walling.



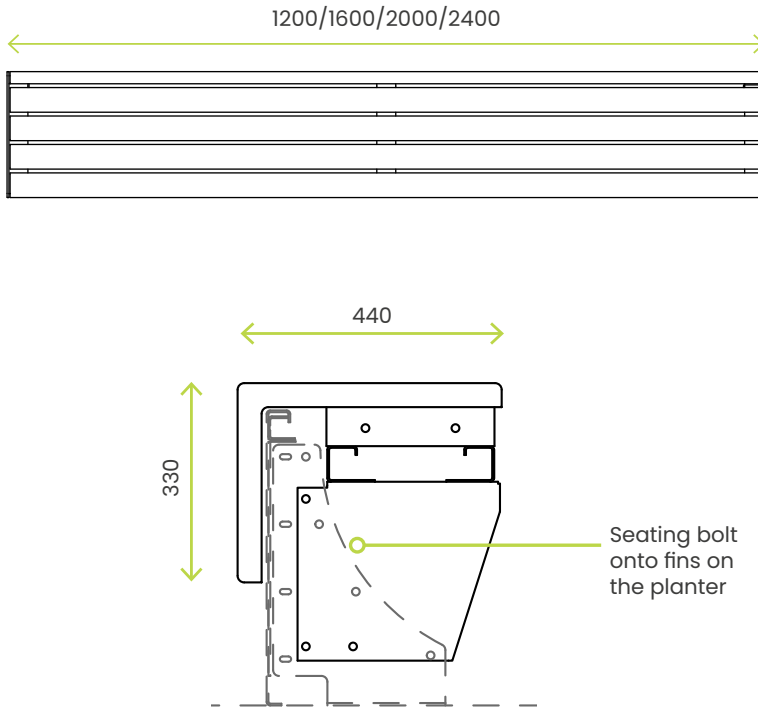
The seating and armrests

The AKRI 300 is primarily a planter walling system, but to enhance the landscape and encourage inclusivity we have added bolt-on seating capabilities. All of which come in modules to suit multiple seating situations, allowing the design to be accessible for all. The seats can be retrofitted so no changes to the planter design are required – specify them early or once the planting perimeter has been defined.

The timbers are untreated Iroko as standard, with UVP treatment also available as an option.



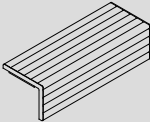
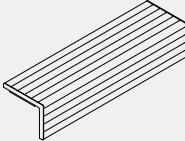
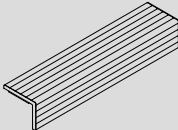
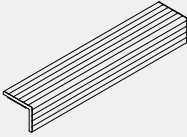
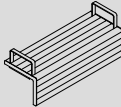
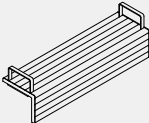
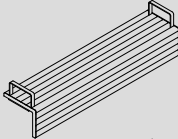
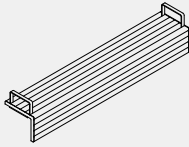
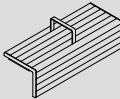
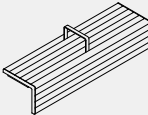
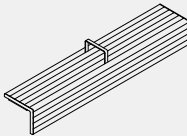
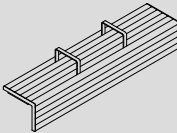
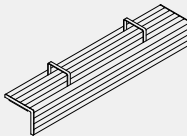
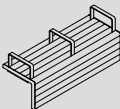
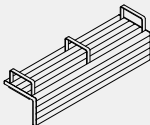
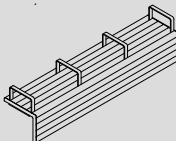
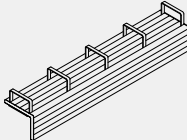
*** Armrests are integral to bench modules so they must be specified at the same time.**



i. Finish options:


Timber – untreated or with UV protection


Steelwork – Triple process PPC, Stainless steel, Corten

	1200	1600	2000	2400
BENCH	 AKR301 B12	 AKR301 B16	 AKR301 B20	 AKR301 B24
END ARMS	 AKR301 B12A	 AKR301 B16A	 AKR301 B20A	 AKR301 B24A
MID ARMS	 AKR301 B12M	 AKR301 B16M		 AKR301 B24M
CENTRE ARMS			 AKR301 B20C	 AKR301 B24C
FULL ARMS	 AKR301 B12AM	 AKR301 B16AM	 AKR301 B20AC	 AKR301 B24ACM


The accessories

We also offer two accessories than can be added to any of our seating modules.

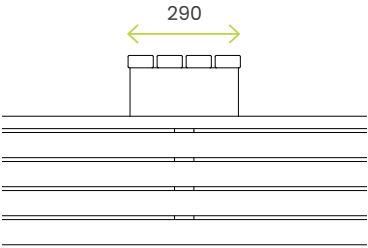
 Backrests, for longer more comfortable and inclusive sitting

 Tablet surfaces, to create extra space for working, eating and lounging

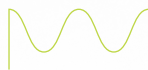

Both options can be retrofitted, though we recommend fitting these before filling the planter to get the best results.



Backrest			
AKR301 BK12	AKR301 BK16	AKR301 BK20	AKR301 Bk24



Tablet
AKR301 TB



How we make it + how it's delivered

We make AKRI 300 in the UK, which allows any scale of planter to be created with super-fast lead times. But how does this get to site?

Our system is delivered flat packed with easy to follow instructions. It's as simple as...

1. Panels and supports

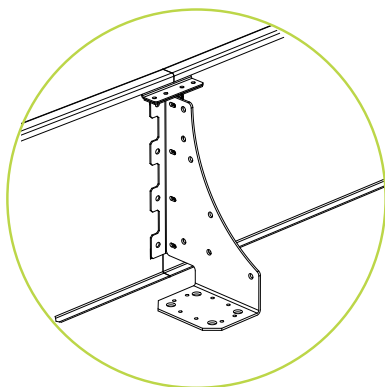
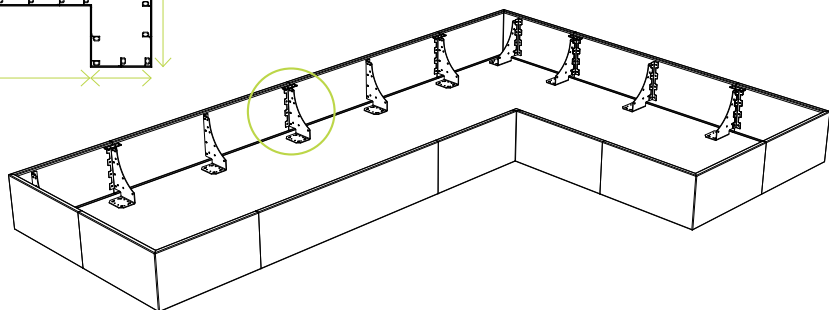
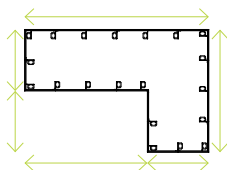
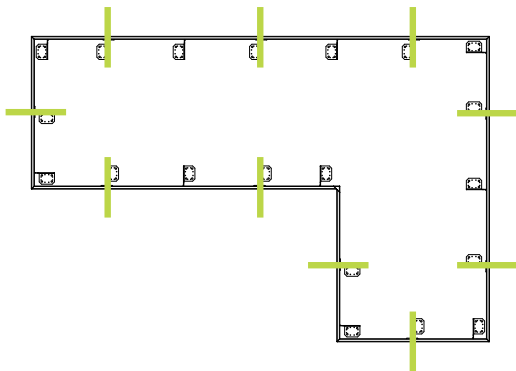
Using your layout our inhouse design team will create the most optimal modules for manufacturing and installation.

2. General arrangements

As the possibilities are near limitless, each project will have a general arrangement drawing before any manufacturing takes place to ensure all expectations are met. Each panel is marked and etched with a unique reference so that it is easy to identify on site.

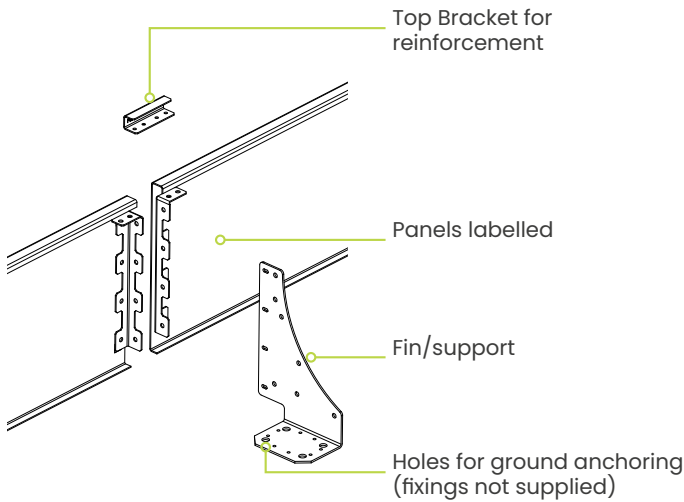
3. Ready to bolt together

Panels are supplied with welded brackets. Fins, panels and top bracket are bolted together with the supplied fixings to provide a solid connection; however the anchors to fit to the ground are not supplied. For the pedestal and tray system, we offer an additional base tray for fixing the fin.

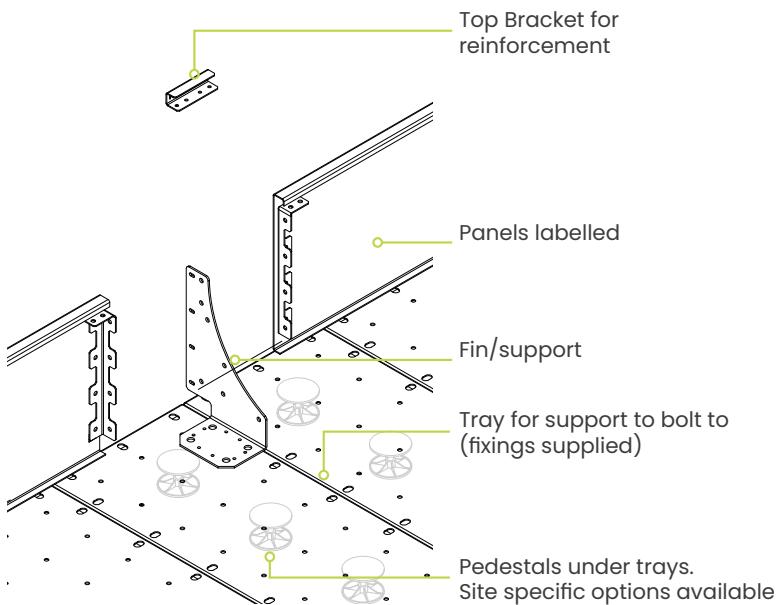


Supply options

GROUND FIXED



PEDESTAL & TRAY




Greening the grey

Raised planter systems can be used to define spaces and pedestrian movement; but at Furnitubes we're all about greening the grey and shaping outdoor spaces that people can enjoy safely. As urbanisation and higher density urban developments put more pressure on the environment, we know that reintroducing plants and greenery will bring many benefits to communities. See how we've transformed spaces with AKRI so far.



Some of our recent projects where you can see **AKRI** in its full glory



AKRI 300 with integrated seating at a residential project in Bexleyheath, Kent

Why Furnitubes.

- **Made in the UK**

our factory is based in Kent, so expect faster leadtimes and no supply chain delays

- **Easy to maintain + low labour costs**

we make sure that fixing points are easily accessible so slats and brackets can be changed easily when damaged

- **Modular solutions**

our ranges are modular and customisable, seating and planters can be easily combined, be creative without blowing the budget

- **Our approach**

we take a considered approach to design, it's not just about the end product. We take everything in the process into consideration, we are collaborative and we are committed to producing products that improve our environment & keep people safe.





Our Process

- **Get in touch** – it's as simple as that, give us a call or drop us an email, we're happy to help whatever the medium!
- **Collaborate** – Depending on your needs, you might not actually need us at this stage, that's the beauty of our modular ranges – they're designed with you in mind, so you can specify with ease. Nevertheless, we are here for you if you do – our design team are always on hand to discuss the nitty gritty of your project.
- **Specification** – This is where our team of experts take the wheel and help you with sketches, CADs and more to help you specify our products as easily as possible.
- **Production + delivery** – all of our products are designed and manufactured in the UK allowing us to give you shorter lead times. With a dedicated project manager keeping you in the loop, you can trust everything is in hand.



Get in touch!



www.furnitubes.com • sales@furnitubes.com

T: +44 (0)20 8378 3200



Furnitubes



@FurnitubesUK



Furnitubes International UK

