



Paving

Swatches	50-51
PERMEABLE PAVING	
Conservation Piora	52
Piora Flag	53
PAVING	
Case Study - Endike Primary School	54
Case Study - Canary Wharf	55
Celestia	56
Conservation Textured and Smooth	57-59
Renaissance.....	60
Perfecta	61
St George.....	62

Pastel	63
Saxon	64-65
Charnwood	66
Lomond	67
Standard	68
Fibre Reinforced	69
PlayPave	70
GRASSED PAVING	
Aquada Spacers	71
Grassguard	71

STEPS	
Single Solid Concrete Step Units	72
Concrete Paver Step Tread and Risers	73
TACTILE PAVING	
Introduction.....	74
Blister	75
Hazard Warning	76
Directional Guidance	77
Barface	77
Cycleway Tactile	78
Cycleway Demarcation	78
Lambeth	79

RAIL	
Case Study - London Bridge Station.....	81
Combined Coping & Tactile Unit (London Underground)	82
Combined Coping & Tactile Unit (Network Rail)	83
Platform Coping (London Underground)	84
Platform Coping (Network Rail)	85
Platform Edge	86
Lozenge	87
St George	88



Saxon & Steps, Natural, Salford University



Steps, Victory Pier



Saxon, Natural, Salford University



Blister, Buff, Cowbridge



Hazard Warning, Natural, London



Celestia, Luna & Suriya, Cheltenham



Standard, Natural & Buff, Chester



Conservation Textured, Silver Grey & Mistral, Charcoal, Leicester



Perfecta, Natural, Derby Station



Celestia, Suriya, Hull



Perfecta, Buff, Manchester Piccadilly



Conservation Textured, Silver Grey, Hull



Platform Coping & Platform Edge, Natural, Tottenham Hale



Conservation Textured, Silver Grey, Olympic Village



Perfecta, Natural, Sale



Charnwood, Textured Buff



Conservation Silver Grey, Olympic Village



Perfecta, Natural, Sandbach



Saxon, Natural, Brighton



Conservation Smooth, Charcoal, Warrington



Hazard Warning, Natural, Bury



Saxon Natural*



Perfecta Natural*



Standard Paving Natural*



Priora Flag Natural*



Pastel Natural*



Lomond Natural*



Renaissance Chalkstone



Saxon Buff



Conservation Textured Harvest Buff



Charmwood French Grey



Conservation Textured Silver Grey



Conservation Smooth Silver Grey



St George Paving Pebble Grey



Conservation Priora Silver Grey



Celestia Nebula



Celestia Suriya



Pastel Charcoal



Conservation Smooth Charcoal




Conservation Textured Charcoal



Conservation Priora Charcoal



Conservation Priora Graphite



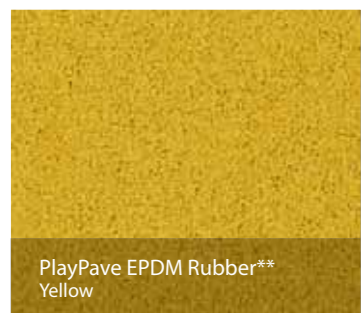
Celestia Luna



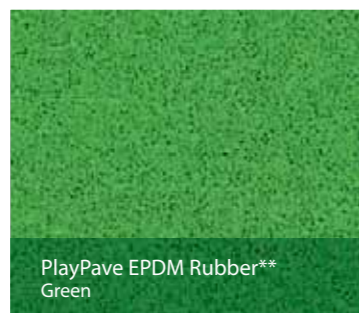
St George Paving Onyx Grey



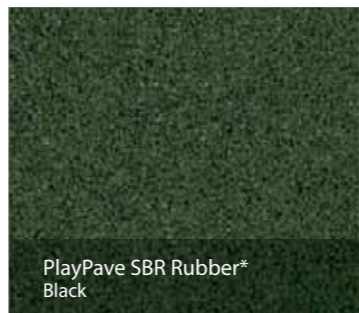
Standard Paving Charcoal




PlayPave EPDM Rubber** Yellow



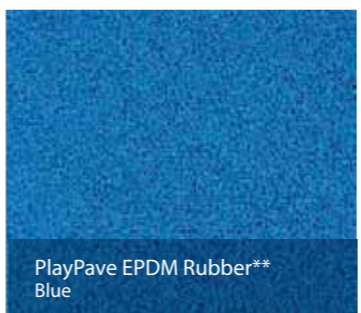
PlayPave EPDM Rubber** Green



PlayPave SBR Rubber* Black



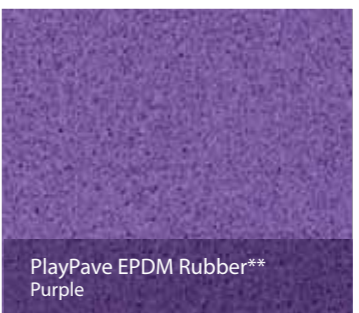
PlayPave EPDM Rubber** Infusion




PlayPave EPDM Rubber** Blue



PlayPave EPDM Rubber** Infusion



PlayPave EPDM Rubber** Purple



PlayPave EPDM Rubber** Mocha

*Natural products are manufactured from aggregates sourced locally to the works and contain no pigmentation, therefore colour variation between products from different works is possible ** EPDM Rubber: Ethylene propylene diene monomer * SBR Rubber: Styrene - butadiene rubber




St George Paving
Oyster Beige



Pastel
Buff



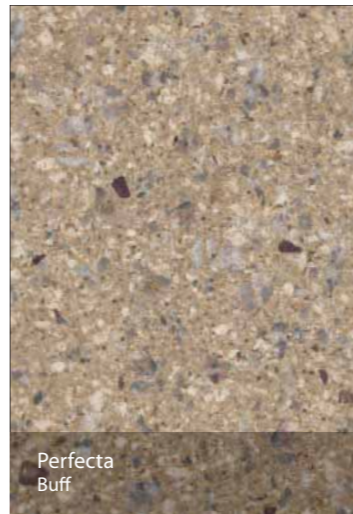
Charnwood
Buff



Lomond
Buff



Standard
Buff



Perfecta
Buff



Conservation Smooth
Harvest Buff



Renaissance
Sandstone



Renaissance
Slatestone



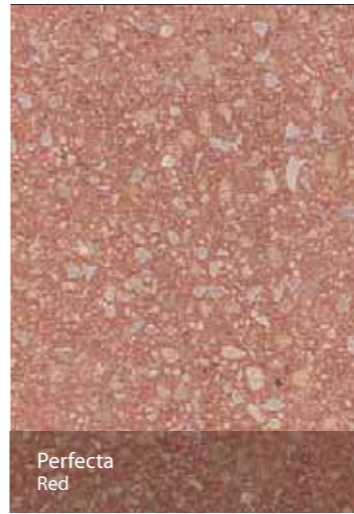
Saxon
Brown



Perfecta
Brown




Saxon
Marigold



Perfecta
Red



Saxon
Red



Standard
Red

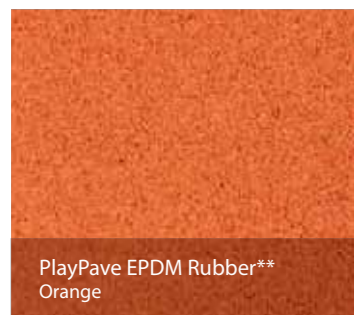


Saxon
Charcoal

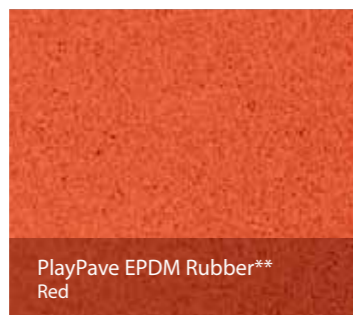


Priora Flag
Charcoal

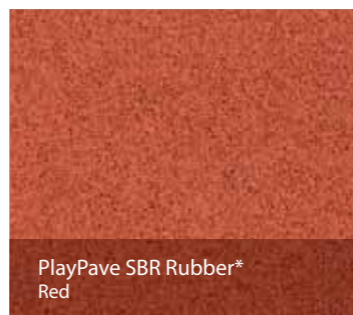
Paving Swatches



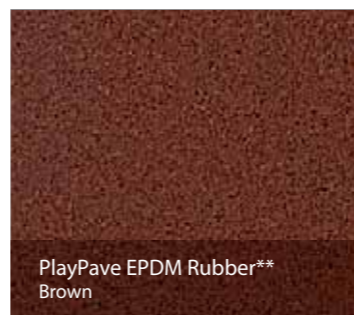
PlayPave EPDM Rubber**
Orange



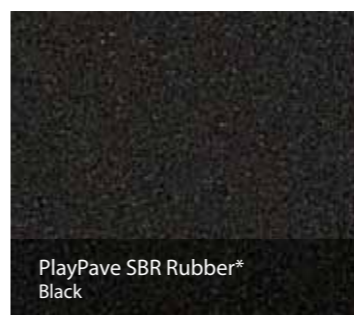
PlayPave EPDM Rubber**
Red



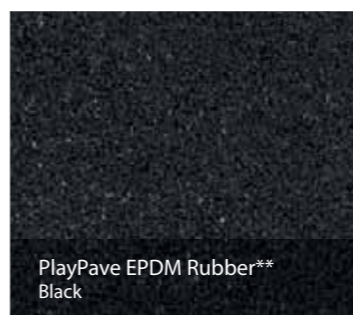
PlayPave SBR Rubber*
Red



PlayPave EPDM Rubber**
Brown



PlayPave SBR Rubber*
Black



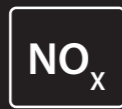
PlayPave EPDM Rubber**
Black



Conservation Piora, Silver Grey, Charcoal & Graphite

Conservation Piora

Permeable Flag Paving System



Silver Grey



Charcoal



Graphite

Piora, the UK's best-selling permeable paving block, is now available in large plan flag sizes! Based on Marshalls' most popular premium flag option, the combination of 3 sizes and 3 colours can be freely mixed and matched to allow truly creative laying patterns.

The exposed aggregate in the subtly textured surface offers a sleek, striking look for contemporary urban spaces. Conservation Piora is ideal for pedestrianised areas but has been engineered and tested to withstand occasional loads up to 7.5 tonne.

In addition, during field tests undertaken in 2014, we have proven that the patented Marshalls Piora nib provides the surface with 40% more interlock than our standard block. This means that specifying Marshalls Piora blocks will bring long-term benefits in relation to pavement longevity and maintenance requirements - regardless of the intrinsic hydraulic benefits.

NO_x On request, this product can be manufactured using Noxer technology to improve the air quality in the area in which it is installed. For more information please see page 7.


See my related products...

Conservation Kerb pg 94-95

Thickness (mm)	Plan Size (mm)	Unit Weight (Kg)	Pack size (m ²)	Pack Weight (Kg)	Silver Grey Item Code	Charcoal Item Code	Graphite Item Code
65	200x400	11.96	6.4	957	FL7420100	FL7420200	FL7420300
65	400x400	23.92	7.68	1,148	FL7422100	FL7422200	FL7422300
65	600x400	35.88	7.68	1,148	FL7424100	FL7424200	FL7424300

Piora Conservation with reference numbers indicated in **bold** black are available ex-stock. Piora Conservation with reference numbers indicated in light black are manufactured to order. Contact our sales office to discuss your requirements.

For use with the Marshalls range of sub-base components:



MG15 Grid MM380 Tanking Membrane Piora Aggregate MT120 Filtration Textile

n55Plus
Q24 112 Q24 117
Q24 115 Q24 119




For the latest carbon value visit
www.marshalls.co.uk/commercial/carbon-calculator



Priora Flag, Natural & Charcoal, Example

Thickness (mm)	Plan Size (mm)	Pack Size (m ² approx)	Unit Weight (kg approx)	Pack Weight (kg approx)	Natural Item Code	Charcoal Item Code
65	200 x 400	6.4	11.96	957	FL7440100	FL7440300
65	400 x 400	7.68	23.92	1148	FL7442100	FL7442300
65	600 x 400	7.68	35.88	1148	FL7444100	FL7444300

Priora Flag with reference numbers indicated in **bold black** are available ex-stock.
 Priora Flag with reference numbers indicated in light black are manufactured to order. Contact our sales office to discuss your requirements.



Priora Flag
 Permeable Flag Paving System

NO_x

NO_x On request, this product can be manufactured using Noxer technology to improve the air quality in the area in which it is installed. For more information please see page 7.

See my related products...

Standard Kerb..... pg 98-99

For use with the Marshalls range of sub-base components:



MG15 Grid MM380 Tanking Membrane Priora Aggregate MT120 Filtration Textile

Priora, the UK's best-selling permeable paving block, is now available in large plan flag sizes! Priora Flag offers designers real creative freedom, as the 3 sizes can be laid freely in either single size or multi-size random course patterns. The 2 complementary colours can be used either on their own, or mixed together to further extend the creative possibilities.

Priora Flag is ideal for pedestrianised areas but has been engineered and tested to withstand occasional loads up to 7.5 tonne.

In addition, during field tests undertaken in 2014, we have proven that the patented Marshalls Priora nib provides the surface with 40% more interlock than our standard block. This means that specifying Marshalls Priora will bring long-term benefits in relation to pavement longevity and maintenance requirements - regardless of the intrinsic hydraulic benefits.

N55Plus
 Q24 115 Q24 119
 Q24 117



For the latest carbon value visit
www.marshalls.co.uk/commercial/carbon-calculator



Background

Opened in September 2012, the brand new £6.5m Endike Primary School provides a modern learning environment for 420 pupils aged three to 11 and 26 nursery school places. As part of the Government's 'Building Schools for the Future' programme the project involved the design and detailing of a three-storey primary school building, which would eventually replace the existing 80 year old school, providing considerable improvements to educational facilities in the local area.

Challenge

When remodelling the school on the inside, it was also important to recognise the opportunities the outside space could bring, as research shows that well-planned grounds have a profound influence on the ethos of a school and that a clear link exists between the quality of a school's design and the quality of education delivered.

In terms of design, the challenge was to update the old school site, creating a stimulating outdoor environment with opportunities for learning, fun, exercise and achievement to the benefit of children at the school.

It was key for Marshalls to achieve product options which satisfied the designer's aspirations whilst also considering budgets and timescales to suit the client.

The need to manage site logistics was particularly important in the refurbishment of Endike Primary School as the existing school was still operating during the construction process.

The school was built with longevity in mind therefore it was important for all materials used in the project to reflect this.

Solution

Simple implementation of high quality hard landscaping materials in school environments can help enhance learning and benefit the health and well-being of children by providing useable and attractive spaces.

Marshalls specialises in supplying schools, colleges and universities with quality hard landscaping solutions, from water management products to the very latest street furniture.

The client was looking for a product which would create a safe outside space for pupils that could be used to produce an inspiring, modern outdoor learning environment. Marshalls Conservation smooth ground flag paving is suitable for pedestrian areas and supports projects with a contemporary edge, combining the appearance and richness of natural granite aggregates.

Conservation paving has a wide range of complementary products which make it easier for the architect to coordinate designs to achieve the best possible results. One such product at Endike Primary School is Conservation Silver Grey Textured Kerb which offers a wider profile than the British Standard Kerb.

Benefit

Endike Primary school represents the very modern face of education in the city of Hull. Staff, pupils and parents are said to be delighted with the school which has been totally transformed from its former existence into a dynamic learning environment.

David Martin, the Director of Building Schools For The Future (BSF) in Hull, said: "Endike is the clearest example of innovation that is happening in BSF. We are trying to make sure that each school is individual. We have tried to create something that is exciting, that works as a school on the inside and has a positive local impact from the outside. Something that is useful, functional and beautiful."



Endike Primary School

Conservation Smooth Ground, Kingston Upon Hull





Canary Wharf is a 97-acre estate with about 15 million sq ft of offices and retail located in London's Docklands.

Around 105,000 people work in Canary Wharf and it is home to the world or European headquarters of numerous major global banks, professional services firms and media organisations including Barclays, Citigroup, Credit Suisse, HSBC and JPMorgan.

Canary Wharf Group is looking to double the size of the east London financial hub of the same name by 2021, soaking up capacity for an extra 100,000 passengers a day from Crossrail and undertaking demand-led developments.

Challenge

In 1985, architects SOM began work on a master plan for the area, which called for transforming a derelict industrial area into a thriving financial district.

The master plan established a clear urban framework of streets, public squares, and green space. SOM worked with local artists and landscape architects to create memorable and functional gardens, plazas, fountains, shopping arcades, and waterfront promenades. It also enhanced tree-lined boulevards with designated areas for VIP drop-offs, taxis, and bus stops. To establish aesthetic continuity, SOM proposed that design elements such as cornice lines, stone bases, and street furniture be consistent throughout the site.

The aim was to create a brand new financial district for London which would attract some of the world's most prestigious companies to house their European HQs there. As well as an ultra modern and high-end look and feel this area would need an infrastructure to cope with the thousands of people travelling to and from the district every single day, and enough facilities (shops etc) and open spaces to cope with the needs of these workers.

Solution

The clients were seeking a product which would match the aesthetics of the surrounding buildings as well as the look and feel of the site as a whole. The product was also required to be highly durable to cope with the high levels of footfall.

It was also important to the client to find a supplier that could guarantee the supply of the large quantities needed of the product, as well as a supplier who would be able to supply the product well into the future with planned expansion of the site and the wish to retain continuity in look and feel. In 1986 Marshalls won the tender for all of the concrete paving for the entire Canary Wharf site.

Marshalls Charnwood paving was chosen in a bespoke size which was specially created for the site.

This product combines a modern look and feel with high performance. Marshalls continues to supply Canary Wharf with this bespoke product.

Benefit

Canary Wharf has become a leading global financial district with BALI award winning public realm giving the over 100,000 workers located at the site the space needed to move freely around the site as well as areas for rest and relaxation.

Marshalls has been supplying its bespoke Charnwood paving to the district for nearly 30 years. In 2014, Marshalls is supplying this product as part of the ambitious plans to double the size of the area by 2021 including the construction of the largest Crossrail station in London. Marshalls looks forward to working with Canary Wharf Group well into the future.

Canary Wharf

Charnwood, London






Celestia, Suriya, Luna, Kingswood Academy, Hull

Celestia


Smooth Ground Concrete Paving



Developed with a truly contemporary styling in mind, making impressive perspectives achievable. Celestia is a new linear paving range designed to achieve striking visual impact. Its elongated proportions of linear paving and rich colour of aggregates exudes a distinctive style to complement the form and structure of modern urban development.

Thickness (mm)	Plan Size (mm)	Unit Weight (kg)	Pack Size (m ²)	BS Size	Pack Weight (kg)	Luna Item Code	Nebula Item Code	Suriya Item Code
63	300 x 300 [†]	13	3.42	G63	494	FL255040	FL255440	FL255240
63	600 x 200	17.5	1.92		288	FL255030	FL255430	FL255230
63	600 x 600 [†]	52	5.76	B63	832	FL255020	FL255420	FL255220
65	900 x 300	39	4.32		494	FL255010	FL255410	FL255210

Celestia Paving with reference numbers indicated in **bold** black are available ex-stock.
[†] Suitable for Traffic applications.




	Thickness (mm)	Plan Size (mm)	Unit Weight (kg)	Pack Size (m ²)	Pack Weight (kg)	Edge	BS Size	Charcoal Item Code	Harvest Buff Item Code	Silver Grey Item Code
	50	400 x 400	18.4	6.4	736	Rounded	A50			FL8400730
	50	450 x 300	15.3	5.4	612	Rounded		FL8402950	FL8401950	FL8400950
	50	450 x 450	24.0	6.4	960	Rounded	E50	FL8402100	FL8401100	FL8400700
	50	600 x 300	21.7	3.6	434	Rounded				
	50	600 x 600	43.0	7.2	860	Rounded	B50	FL8402000	FL8401000	FL8400600
	50	900 x 300	32	5.4	640	Rounded		FL8402800		FL8400800
	50	900 x 600	64.0	10.8	1280	Rounded	D50	FL8401980	FL8551000	FL8400500
Trafica	60	300 x 300	13.0	4.3	624	Rounded	G60	FL8452000	FL8451000	FL8450500
	63	600 x 600	53.0	5.8	848	Rounded	B63	FL8562000		FL8550500
FRP	63	450 x 600	39	4.3	624	Rounded	A63			FL8562500
FRP	63	600 x 600	52	5.8	832	Rounded	B63	FL856200		FL8560500
FRP	63	600 x 750	65	7.2	1014	Rounded	C63			FL8560300
FRP	65	900 x 600	80.3	8.6	1285	Rounded				FL856000
Trafica	65	400 x 400	23.6	4.8	708	Rounded	F65	FL8652000	FL8651000	FL8650500
Trafica	70	450 x 450	33.6	5.7	941	Rounded	E70	FL8602000	FL8601000	FL8600500
1m ²	70	1000 x 1000	165	6	990	Rounded				FL859010
1m ²	70	1000 x 500	85.5	6	990	Rounded				FL859110
Step Tread	50	450 x 450*	24.0	40No.	960	Rounded	E50			FL9636350
Step Tread	65	400 x 400*	23.6	30No.	708	Rounded	F65	FL9646700		FL9646650
Step Unit**	150	350 x 1000	126		1008			FL9671300		FL9670300
Step Unit**	150	400 x 1000	144		1152			FL9671200		FL9670200
Bollard Surround	50	600 x 600								FL9603200

Conservation Paving with reference numbers indicated in **bold** black are available ex-stock. Conservation Paving with reference numbers indicated in light black are manufactured to order, contact our sales office to discuss your requirements. Step Units are supplied with a 55mm wide non-slip black strip as standard however other colours of strip are available. Risers are also manufactured to suit. Please contact our sales office for further details.



Conservation

Textured Concrete Paving



See my related products...

- Mistral Block Paving pg 28
- Conservation Priora Paving pg 52
- Fibre Reinforced Paving pg 69
- Single Solid Concrete Step Unit Paving pg 72
- Conservation Kerb pg 94-95

Utilising patented Fibre Technology, Conservation Textured Fibre Reinforced Paving offers increased toughness and resistance to failure from impact or overloading.

Achieve a clean and professional finish around bollards with Conservation Textured Bollard Surround Unit. It comprises of a two piece pre-cut unit designed to suit bollards of differing diameters up to 114mm.

Bring urban development to life by introducing a contemporary edge. Using a unique blend and lavish mix of natural granite aggregates, Conservation Textured Paving provides an attractive defined texture finish. Available in a soft colour palette of silvers, greys and creams.

Add definition and form with the complementary finishing touch of Conservation kerb.

Marshalls innovations in concrete technology support a trend for larger plan sizes. New Conservation Textured 1m² paving suits spaces on a grander scale and is traffickable.

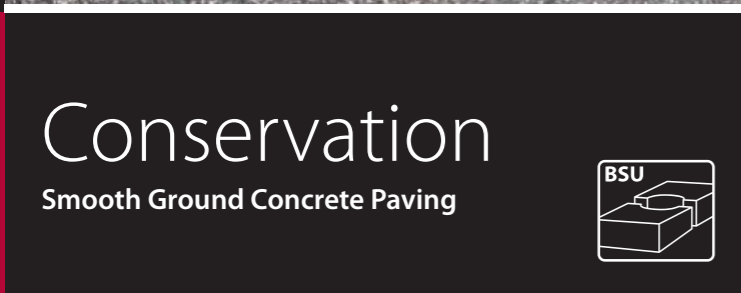


For the latest carbon value visit www.marshalls.co.uk/commercial/carbon-calculator

Conservation Textured, Silver Grey, Cornwall

	Thickness (mm)	Plan Size (mm)	Unit Weight (kg)	Pack Size (m ²)	Pack Weight (kg)	Edge	BS Size	Charcoal Item Code	Harvest Buff Item Code	Silver Grey Item Code
	50	450 x 300	15.3	5.4	612	Chamfered		FL2702350		FL2700850
	50	450 x 450	23.0	6.4	920	Chamfered	E50	FL2702250		FL2700750
	50	600 x 600	40.0	7.2	800	Chamfered	B50			FL2701250
	50	900 x 300	32	5.4	640	Chamfered		FL2703250		FL2701750
	50	400 x 400	18.4	6.4	736	Square	F50			FL2690750
	50	450 x 450	22	8.1	912	Square	E50	FL2702000		FL2700500
	50	600 x 600	43	7.2	860	Square	B50	FL2702500		
	50	600 x 900	64	10.8	1280	Square	D63		FL2706000	
FRP	63	450 x 600	39	4.3	624	Chamfered	A63			FL2762500
FRP	63	600 x 600	52	5.8	832	Chamfered	B63			FL2760500
FRP	63	600 x 600	52	5.8	832	Square	B63			FL2760750
Trafica	60	300 x 300	13.0	4.3	624	Chamfered	G60	FL2752250	FL2751250	FL2750750
Trafica	65	400 x 400	26.9	4.8	807	Chamfered	F65	FL2802250	FL2801250	FL2800750
Trafica	70	450 x 450	33.6	5.7	940	Chamfered	E70	FL2902250		FL2900750
Trafica	70	450 x 450	33.6	5.7	940	Square	E70	FL2902000		FL2900500
Step Tread	50	450 x 450*	23.0	40 No.		Chamfered	E50			FL9638350
Step Tread	65	400 x 400*	24.0	30 No.		Chamfered	F65			
Step Unit*	150	350 x 1000	126		1008			FL9671300		FL9670300
Step Unit**	150	350 x 1000	144		1152			FL9671200		FL9670200
Bollard Surround	50	600 x 600								FL9603100

Conservation Paving with reference numbers indicated in **bold black** are available ex-stock. Conservation Paving with reference numbers indicated in light black are manufactured to order, contact our sales office to discuss your requirements. Step Units are supplied with a 55mm wide non-slip black strip as standard however other colours of strip are available. Risers are also manufactured to suit. Please contact our sales office for further details.



Conservation

Smooth Ground Concrete Paving



Bring urban development to life by introducing a contemporary edge. Using a unique blend and lavish mix natural granite aggregates, Conservation Smooth Paving provides an attractive and sleek ground texture finish. Available in a soft colour palette of silvers, greys and creams.

See my related products...

- Fibre Reinforced Paving pg 69*
- Single Solid Concrete Step Unit Paving pg 72*
- Conservation Kerb pg 94-95*

Utilising patented Fibre Technology, Conservation Smooth Fibre Reinforced Paving offers increased toughness and resistance to failure from impact or overloading.

Achieve a clean and professional finish around bollards with Conservation Smooth Bollard Surround Unit. It comprises of a two piece pre-cut unit designed to suit bollards of differing diameters up to 114mm.

nssPlus
Q25 31



For the latest carbon value visit
www.marshalls.co.uk/commercial/carbon-calculator



Conservation Smooth, Silver Grey, Leicester



Conservation Kerb, Charcoal, Olympic Village



Conservation Textured, Silver Grey, Olympic Village



Conservation Textured, Silver Grey, Salford




Conservation Textured, Silver Grey, Cornwall



Conservation Textured, Silver Grey, Nottingham



Conservation Textured, Silver Grey, Manchester



Conservation Smooth, Harvest Buff, Olympic Village



Conservation, Textured, Silver Grey, Olympic Village

Thickness (mm)	Plan Size (mm)	Unit Weight (kg)	Pack Size (m ²)	Pack Weight (kg)	Chalkstone Item Code	Sandstone Item Code	Slatestone Item Code
50	450 x 450	23.8	8.1	952	FL5910100	FL5912100	FL5914100
50	600 x 600	42.5	7.2	850	FL5910400	FL5912400	FL5914400

Renaissance with reference numbers indicated in light black are manufactured to order, contact our sales office



Renaissance

High Recycled Concrete Paving



An elegant, lightly textured paving range offered in a subtle colour palette that will blend well with the surrounding environment. This range achieves over 80% recycled content using the WRAP 'Rule of Thumb' Guidelines for calculating and declaring recycled content in construction products. Ideal for specifiers looking to integrate sustainable design into their master plans.

- Efficient use of materials, re-using waster resource sustainably.
- Satisfies clients requiring credits for recycled aggregate use (eg BREEAM credit).
- Helps promote long term economic & environmental benefits.

NBSPlus
Q25 315



For the latest carbon value visit
www.marshalls.co.uk/commercial/carbon-calculator



Renaissance, Chalkstone, Example



Perfecta, Natural, Amesbury

	Thickness (mm)	Plan Size (mm)	Unit Weight (kg)	Pack Size (m ²)	Pack Weight (kg)	Edge	BS Size	Natural ¹ Item Code	Brown Item Code	Buff Item Code	Red Item Code
	50	400 x 400	18.4	6.4	736	Square	F50	FL3400500		FL3401000	
	50	450 x 300	15.3	5.4	612	Square		FL3335000	FL3338000	FL3336000	FL3336500
	50	450 x 450	22	8.1	912	Square	E50	FL3350500	FL3353000	FL3351000	FL3351500
	50	450 x 600	31	5.4	620	Square	A50	FL3450500	FL3453000	FL3451000	
	50	600 x 600	43	7.2	860	Square	B50	FL3250500	FL3253500	FL3251000	
	50	900 x 300	32	5.4	640	Square		FL3520500	FL3523000	FL3521000	FL3521500
	50	400 x 400	18.4	6.4	736	Chamfered	F50	FL3400750		FL3401250	FL3401750
	50	450 x 300	15.3	5.4	612	Chamfered			FL3338250	FL3336250	FL3336750
	50	450 x 450	22	8.1	912	Chamfered	E50	FL3350750		FL3351250	
	50	450 x 600	30.9	5.4	618	Chamfered	A50	FL3450750		FL3451250	
	50	900 x 300	32	5.4	640	Chamfered			FL3523250	FL3521250	FL3521750
	63	450 x 600	38.6	4.3	618	Square	A63	FL3750500		FL3751000	
	63	600 x 600	53.1	5.8	850	Square	B63	FL4000500		FL4001000	
	63	450 x 600	38.6	4.3	618	Chamfered	A63	FL3750750		FL3751250	
FRP	63	450 x 600	39	4.3	624	Square	A63	FL3755500		FL3756000	
FRP	63	450 x 600	39	4.3	A63	Chamfered	A63	FL3755750		FL3756250	
Trafica*	65	400 x 400	23.8	4.8	F65	23.8	F65	FL4050500		FL4051000	
Trafica	65	400 x 400	23.8	4.8	F65	23.8	714	FL4050750		FL4051250	FL4051750
Trafica*	70	450 x 450	31	5.7	E70	31	930	FL4100500		FL4101000	
Trafica	70	450 x 450	31	5.7	E70	31	930	FL4100750		FL4101250	
Trafica	100	450 x 450	46.5	4.0	E100	46.5	930	FL4130750			
Step Tread	50	400 x 400**	18.2	40 No.	F50	18.2	-	FL9633650		FL9633700	
Step Tread	50	450 x 450**	22.8	40 No.	E50	22.8	-	FL9633350		FL9633400	
Bollard Surround	50	600 x 600						FL9601100		FL9601200	

Perfecta with reference numbers indicated in **bold black** are available ex-stock.
 Perfecta with reference numbers indicated in light black are manufactured to order, contact our sales office to discuss your requirements.
 *Chamfered edges are recommended to reduce the possibility of spalling
 **Step Units are supplied with a 55mm wide non-slip black strip as standard however other colours of strip are available. Risers are also manufactured to suit.
 Please contact our sales office for further details.
¹Natural products are manufactured from aggregates sourced locally to the works and contain no pigmentation, therefore colour variation between products from different works is possible.



Perfecta

Smooth Ground Concrete Paving

Add character and style to regeneration projects. Perfecta Smooth Ground Paving with hard Yorkstone aggregate is a fashionable cost effective alternative to natural stone, offered in similar colour tones to add depth and interest to both traditional and contemporary building designs.

See my related products...

Fibre Reinforced Paving pg 69

Utilising patented Fibre Technology, Perfecta Fibre Reinforced Paving offers increased toughness and resistance to failure from impact or overloading.

Achieve a clean and professional finish around bollards with Perfecta Bollard Surround Unit. It comprises of a two piece pre-cut unit designed to suit bollards of differing diameters up to 114mm.

For the latest carbon value visit www.marshalls.co.uk/commercial/carbon-calculator



St George, Pebble Grey and Onyx Grey, Example

St George

Internal and External Smooth Ground Paving



Oyster Beige



Pebble Grey



Onyx Grey

Developed using a distinctive mix of aggregates, St George Paving offers a durable smooth surface ground finish for ease of cleaning and is precision engineered to offer tighter tolerances for ease of installation. No secondary processing is required on site, offering improved site health & safety. The product is UK sourced and manufactured and is available in a selection of distinguished colours, thicknesses and plan sizes.

Thickness (mm)	Plan Size (mm)	Unit Weight (kg approx)	Pack Weight (kg approx)	Pack Size (m ² approx)	Oyster Beige Item Code	Pebble Grey Item Code	Onyx Grey Item Code
28	300 x 300	5.8	411	6.3	FL9210100	FL9210200	FL9210300
35	400 x 400	12.9	779	9.6	FL9213100	FL9213200	FL9213300
35	600 x 300	14.5	440	5.4	FL9215100	FL9215200	FL9215300
50	400 x 400	18.8	755	6.4	FL9223100	FL9223200	FL9223300
50	600 x 300	21.1	425	3.6	FL9225100	FL9225200	FL9225300

*Natural products are manufactured from aggregates sourced locally to the works and contain no pigmentation, therefore colour variation between products from different works is possible.
 *St George with reference numbers indicated in bold black are available ex-stock. St George with reference numbers indicated in light black are manufactured to order, contact our sales office to discuss your requirements.



For the latest carbon value visit www.marshalls.co.uk/commercial/carbon-calculator



Pastel, Natural, Education Village, Doncaster



Natural*



Buff



Charcoal

Pastel

Textured Concrete Paving

	Thickness (mm)	Plan Size (mm)	Unit Weight (kg)	Pack Size (m ²)	Pack Weight (kg)	BS Size	Natural Item Code	Buff Item Code	Charcoal Item Code
	50	450 x 450	23.3	8.1	916	E50	FL8050500	FL8051000	
		600 x 600	41.4	7.2	844	B50	FL7950600	FL7951100	
Trafica	65	400 x 400	22.9	4.8	687	F63		FL8331250	
Trafica	70	450 x 450	32.6	5.7	902	E70	FL8300500	FL8301000	FL8302500

Pastel with reference numbers indicated in **bold** black are available ex-stock.
 Pastel with reference numbers indicated in light black are manufactured to order. Contact our sales office to discuss your requirements.
 *Natural products are manufactured from aggregates sourced locally to the works and contain no pigmentation, therefore colour variation between products from different works is possible.

A classic concrete aesthetic is enhanced by a subtle texturing process, exposing the locally sourced aggregates within the concrete mix. Excellent slip / skid characteristics along with a gently weathered appearance make Pastel a popular solution for more traditional schemes.

NSS Plus
Q25 31

For the latest carbon value visit
www.marshalls.co.uk/commercial/carbon-calculator



Saxon, Natural, Cowbridge



Saxon, Red, Manchester




Saxon, Buff, Liverpool



Saxon, Natural, Bishopbriggs



Saxon, Natural, Seaton



Saxon, Natural, Salford



Saxon, Buff, Bradford



Saxon, Natural, Salford University

	Thickness (mm)	Plan Size (mm)	Unit Weight (kg)	Pack Size (m ²)	Pack Weight (kg)	BS Size	Natural ¹ Item Code	Brown Item Code	Buff Item Code	Charcoal Item Code	Marigold Item Code	Red Item Code
	50	400 x 400	18.2	6.4	728	F50	FL5060500	FL5061750	FL5061000	FL5062500		
	50	450 x 300	15.3	5.4	612		FL5010500	FL5011750		FL5012500		
	50	450 x 450	22	8.1	916	E50	FL5030500	FL5031750	FL5031000	FL5032500		
	50	450 x 600	30	5.4	612	A50	FL4900500	FL4911750	FL4911000			
	50	600 x 600	43	7.2	872	B50	FL4950600	FL4951750	FL4951100	FL4952500		FL4951600
	50	900 x 300	32	5.4	640		FL4970500		FL4971000	FL4972500		
	50	900 x 600	64.6	10.8	1292	D50	FL4950500		FL4951000			
Trafica	60	300 x 300	12.8	3.4	486	G60	FL5100500		FL5100520			
	63	450 x 600	39.6	4.3	634	A63	FL5130650		FL5131150			
	63	600 x 600	53.4	5.8	854	B63	FL5130600		FL5131100	FL5132600		
	63	900 x 600	77.6	8.6	1242	D63	FL5130500		FL5131000			
Trafica	65	400 x 400	24.7	4.8	741	F65	FL5160500		FL5161000	FL5162500		FL5161500
Trafica	70	450 x 450	31	5.7	888	E70	FL5180500	FL5181750	FL5181000	FL5182500	FL5182000	FL5181500
1m ²	70	1000 x 1000	165	6	990				FL517520			
1m ²	70	1000 x 500	82.5	6	990				FL517620			
Trafica	100	450 x 450	45.9	4	918	E100	FL5200500					
Step Tread	50	400 x 400**	18.2	40 No.		F50	FL9630650		FL9630700			
Step Tread	50	450 x 450**	23	40 No.		E50	FL9630350		FL9630400			
Bollard Surround	50	600 x 600					FL9600100		FL9600200			

Saxon with reference numbers indicated in **bold** black are available ex-stock.
 Saxon with reference numbers indicated in light black are manufactured to order, contact our sales office to discuss your requirements.
 **Step Units are supplied with a 55mm wide non-slip black strip as standard however other colours of strip are available. Risers are also manufactured to suit. Please contact our sales office for further details.
¹Natural products are manufactured from aggregates sourced locally to the works and contain no pigmentation, therefore colour variation between products from different works is possible.



Saxon
 Textured Concrete Paving

See my related products...

Fibre Reinforced Paving pg 69

Concrete Paver Step Treads and Risers Paving pg 72

Saxon Kerb pg 96

Utilising patented Fibre Technology, Saxon Fibre Reinforced Paving offers increased toughness and resistance to failure from impact or overloading.

Achieve a clean and professional finish around bollards with Saxon Bollard Surround Unit. It comprises of a two piece pre-cut unit designed to suit bollards of differing diameters up to 114mm.

For environments requiring understated elegance. Saxon Textured paving combines a warm and inviting colour mix, blended with hard Yorkstone aggregate making it a popular choice and cost effective alternative to natural stone, to complement both modern and traditional spaces. Finish with Saxon kerb to refine the finished look and add definition.


Marshalls innovations in concrete technology supports a trend for larger plan sizes. New Saxon 1m² paving suits spaces on a grander scale and is traffickable.

N55Plus
 Q25 31

For the latest carbon value visit www.marshalls.co.uk/commercial/carbon-calculator

	Thickness (mm)	Plan Size (mm)	Unit Weight (kg)	Pack Size (m ²)	Pack Weight (kg)	BS Size	Buff Item Code	French Grey Item Code
	50	400 x 400	18.9	6.4	756	E50		FL7100800
	50	450 x 450	23.0	8.1	920	E50	FL7051000	FL7050600
		600 x 600	41.0	7.2	820	B50	FL6951100	FL6950900
		900 x 600	64.0	10.8	1280	D50	FL6951000	FL6950750
Trafica	60	300 x 300	13.0	4.3	624	G60	FL7201000	FL7200800
	63	600 x 600	53.0	5.8	848	B63		FL7250800
Trafica	65	400 x 400	24.0	4.8	720	F65	FL7351200	FL7350800
Trafica	70	450 x 450	33.0	5.7	924	E70	FL7301000	FL7300800

Charnwood with reference numbers indicated in **bold** black are available ex-stock.
 Charnwood with reference numbers indicated in light black are manufactured to order. Contact our sales office to discuss your requirements.




Charnwood

Textured Concrete Paving



Buff



French Grey

For those desiring a modern look and feel without compromising on durability. A cost effective option Charnwood offers a defined surface texture finish using large size aggregates. Select from a subtle colour palette that can blend well within many environments. Charnwood Kerb is also available to enhance the final appearance of the project.

See my related products...

Charnwood Kerb pg 97




	Thickness (mm)	Plan Size (mm)	Unit Weight (kg)	Pack Size (m ²)	Pack Weight (kg)	BS Size	Natural Item Code	Buff Item Code
	50	450 x 450	22.9	8.1	916	E50	FL9041000	
		600 x 600	42.2	7.2	844	B50	FL9060500	FL9061000
		900 x 600	62.9	10.8	1258	D50	FL9050500	FL9051000
Trafica	65	400 x 400	22.9	4.8	687	F65	FL9100500	FL9101000
Trafica	70	450 x 450	32.2	5.7	902	E70	FL9080500	

Lomond with reference numbers indicated in **bold** black are available ex-stock.

Lomond with reference numbers indicated in light black are manufactured to order. Contact our sales office to discuss your requirements.

*Natural products are manufactured from aggregates sourced locally to the works and contain no pigmentation, therefore colour variation between products from different works is possible.



Lomond

Textured Concrete Paving

Available for the Scottish market only, this attractive alternative to BS standard pimple paving features a gently textured surface to provide a warmer, more rustic appearance. Excellent slip/ skid performance married with subtly weathered aesthetics make this ideal for use in more traditional schemes.

Lomond, Natural, Dumbarton

n55Plus
Q25 31



CO₂ per m²


For the latest carbon value visit
www.marshalls.co.uk/commercial/carbon-calculator

	Thickness (mm)	Plan Size (mm)	Unit Weight (kg)	Pack Size (m ²)	Pack Weight (kg)	Edge	BS Size	Natural Item Code	Buff Item Code	Charcoal Item Code	Red Item Code
	50	300 x 300	11.0	3.6	440	Square	G50	FL2050500	FL2051000		
		600 x 300	21.7	3.6	434	Square		FL1200700			
		900 x 300	31.9	5.4	638	Square		FL1200680			
	450 x 600	400 x 400	19.0	6.4	760	Square	F50	FL1900500	FL1901000		
		450 x 450	23.0	8.1	920	Square	E50	FL2000500	FL2001000		FL2001500
		600 x 600	32.0	5.4	640	Square	A50	FL1200650			
63	600 x 600	43.0	7.2	860	Square	B50	FL1200600	FL2101100	FL2102600	FL2101600	
	750 x 600	53.0	9	1060	Square	C50	FL1200550				
	900 x 600	64.0	10.8	1280	Square	D50	FL1200500	FL2101000		FL2101500	
	300 x 600	25	2.9	400	Square	B63	FL1500700				
	450 x 600	39.0	4.3	624	Square	A63	FL1500650				
FRP	600 x 600	52.0	5.8	832	Square	B63	FL1500600				
	750 x 600	65.0	7.2	1040	Square	C63	FL1500550				
	900 x 600	78.0	8.6	1248	Square	D63	FL1500500	FL2201000			
	450 x 600	39	4.3	624	Square	A63	FL1505650				
FRP	63	600 x 600	52	5.8	832	Square	B63	FL1505600			
FRP	63	600 x 750	65	7.2	1040	Square	C63	FL1505550			
FRP	63	600 x 900	78	8.6	1248	Square	D63	FL1505500			
	50	400 x 400	19.0	6.4	760	Chamfered	F50	FL1900750			FL1901750
		450 x 450	23.0	8.1	920	Chamfered	E50	FL2000750	FL2001250		FL2001750
Trafica	60	300 x 300	13.0	4.3	624	Chamfered	G60	FL1300750	FL1301250		
		400 x 400	24.5	5.1	735	Chamfered	F65	FL1650750	FL1651250		
Trafica	65	400 x 400	24.5	5.1	735	Square	F65	FL1650500			
Trafica	70	450 x 450	33.0	5.7	924	Chamfered	E70	FL1750750	FL1751250	FL1752750	FL1751750
Trafica	70	450 x 450	33.0	5.7	924	Square	E70	FL1750550			
R/F	75	450 x 600	49	3.5	631	Chamfered		FL1790250			
R/F	75	600 x 600	62	4.7	800	Chamfered		FL1800250			

Standard with reference numbers indicated in **bold** black are available ex-stock

Standard with reference numbers indicated in light black are manufactured to order. Contact our sales office to discuss your requirements.

*Natural products are manufactured from aggregates sourced locally to the works and contain no pigmentation, therefore colour variation between products from different works is possible.



Standard

Pimple Textured Concrete Paving



A durable, functional landscaping essential that has been proven and trusted over many years. The wide variety of colours and sizes make these Flag units suitable for a broad range of urban applications, and the raised pimples on the surface create added traction for maximum slip / skid performance. Different loading requirements are catered for via range of thicknesses and reinforcement options.

Utilising patented Fibre Technology, Standard Fibre Reinforced Paving offers increased toughness and resistance to failure from impact or overloading.

*Standard recycled paving manufactured using recycled aggregates to achieve a minimum of 80% recycled content.

See my related products...

Priora Flag Paving..... pg 53

Fibre Reinforced Paving pg 69

Standard Kerb..... pg 98-99

Channels & Edgings Kerb.....pg 106




For the latest carbon value visit www.marshalls.co.uk/commercial/carbon-calculator




Fibre Reinforced Paving, Example

Fibre Reinforced Flag and pavement failure is delayed and trip hazards do not form due to the fibre reinforcement.



Due to the excessive load, cracking starts to form on the bottom face of the flag, at the point where the concrete is under tension.

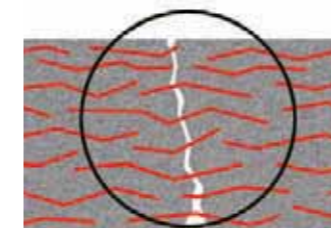


As further loading occurs, the growth and spread of the crack is significantly delayed by the fibres, which reduce the stress at the crack tip, as well as bridging the crack, holding the pieces tightly together.

Patented Fibre Technology



Strux 90/40 is a registered trademark of W.R. Grace and Co-Com



When the crack eventually passes through the flag to the top face, fibres continue to bridge the failure, having sufficient strength and pull-out resistance to continue holding the pieces closely together, critically maintaining the alignment of the failed pieces. These then continue to perform as a complete flag unit, as if no failure has taken place.

The Problem

The effects of over-trafficking or poor installation can lead to damaged, broken and uneven paving flags which can cause the potential danger of trip hazards. Often maintenance and reinstatement is costly and replacement units can result in a patchy effect.


The Solution

Utilising patented Fibre Technology, Marshalls Fibre Reinforced Paving is available in a selection of paving ranges and offers increased toughness and resistance to failure from impact or overloading, ensuring the long-term aesthetics of the paved areas are maintained.

Incorporating STRUX™ synthetic structural fibre reinforcement, the toughness and post-failure strength of the concrete flag is vastly increased. When unit failure does occur, the failed flags actually continue to perform as if no failure has occurred, providing safer, aesthetically pleasing and fully functioning paved areas for all users.

The Benefits

Longer-term performance and aesthetics of the paved areas are maintained, providing significantly reduced maintenance and reinstatement costs with no significant cracking or spalling, even after failure of individual units has actually occurred.



Fibre Reinforced Concrete Paving

Finish	Plan Size (mm)	Unit Weight (kg)	Pack Size (m²)	Pack Weight (kg)	Edge	BS Size	Natural Item Code	Buff Item Code	Silver Grey Item Code
Conservation	Smooth Ground	450 x 600	39	4.3	624	Chamfered	A63		FL2762500
		600 x 600	52	5.8	832		B63		FL2760500
Conservation	Textured	450 x 600	39	4.3	624	Rounded	A63		FL8562500
		600 x 600	52	5.8	832		B63		FL8560500
Perfecta	Smooth Ground	450 x 600	39	4.3	624	Chamfered	A63	FL3755750	FL3756250
Perfecta	Smooth Ground	450 x 600	39	4.3	624	Square	A63	FL3755500	FL3756000
		600 x 600	52	5.8	832		B63	FL4005500	FL4006000
Saxon	Textured	450 x 600	39	4.3	624	Rounded	A63	FL5135650	FL5136150
		600 x 600	52	5.8	832		B63	FL5135600	FL5136100
Standard	Pimple	450 x 600	39	4.3	624	Square	A63	FL1505650	
		600 x 600	52	5.8	832		B63	FL1505600	

FRP with reference numbers indicated in bold black are available ex-stock. FRP with reference numbers indicated in light black are manufactured to order. Contact our sales office to discuss your requirements.

All products are 63mm in thickness. Other colours and textures can be considered for manufacture. Contact our sales office to discuss your requirements.

See my related products...

- Conservation Paving..... pg 57-59
- Perfecta Paving..... pg 61
- Saxon Paving..... pg 64-65
- Standard Paving..... pg 68

Utilising patented Fibre Technology, Marshalls Fibre Reinforced Paving offers increased toughness and resistance to failure from impact or overloading, ensuring the long-term aesthetics and safety of the paved areas are maintained.




For the latest carbon value visit www.marshalls.co.uk/commercial/carbon-calculator



PlayPave, Green, Bolton

PlayPave

Rubber Surfaced Concrete Paving



Designed specifically with children in mind where safety comes first. Playpave offers the robustness and durability of a Marshalls paving flag with a protective rubber surface layer. Ideal for playgrounds and soft play areas to create stimulating outdoor environments that can enhance learning, exercise and all round well-being for children.

	Thickness (mm)	Plan Size (mm)	Unit Weight (kg)	Edge	Yellow Item Code	Green Item Code	Infusion Item Code	Blue Item Code	Rainbow Item Code	Purple Item Code	Mocha Item Code	Orange Item Code	Red Item Code	Brown Item Code	Black Item Code
EPDM	57mm	450 x 450	19.2	Chamfered	FL9702600	FL9702300		FL9702400		FL9702700		FL9702800	FL9702200	FL9702500	FL9702100
EPDM Fleck	57mm	450 x 450	19.2	Chamfered			FL9703100		FL9703000		FL9702900				
*SBR	57mm	450 x 450	19.2	Chamfered			FL9700300								FL9700200

	Thickness (mm)	Plan Size (mm)	Unit Weight (kg)	Edge	Number Item Code	Waves Item Code	Wave Corner Item Code	Footprints Item Code	Shapes Item Code	Hopscotch Item Code
EPDM	57mm	450 x 450	19.2	Chamfered	FL9710200	FL9710400	FL9710500	FL9710600	FL9710800	FL9710900

*PlayPave SBR is a surface pigmented rubber and as such is not recommended for high pedestrian trafficked areas. PlayPave with reference numbers indicated in light black are manufactured to order, contact our sales office to discuss your requirements.



CO₂ per m²
For the latest carbon value visit www.marshalls.co.uk/commercial/carbon-calculator



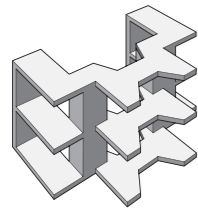
Aquada Spacers



Grassguard, Earth Brown

Spacer Overall (mm)	Item Code
---------------------	-----------

75 x 50 x 55 **PV9700100**
 Aquada Spacers with reference numbers indicated in **bold** black are available ex-stock.



The Aquada Spacer is protected by Patent No. 0337139B1.

Aquada Spacers

Grassed Paving System

Patented, single-size plastic spacer units for use with Marshalls block paving units no smaller than 160mm x 160mm. The spacers create voids wide enough for the seeding of grass, providing biodiversity benefits and a pleasant aesthetic whilst still supporting loads up to occasional light trafficking.

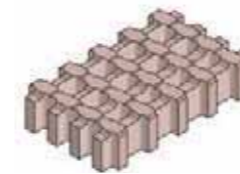
n55Plus
 Q24 124 Q24 128
 Q24 126



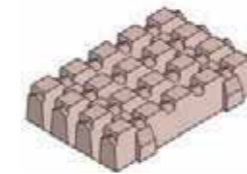
For the latest carbon value visit www.marshalls.co.uk/commercial/carbon-calculator

Range Description	Size (mm)	No. per m ²	Unit Weight (kg)	No. per pack	Pack Weight (kg)	Approx Weight of Fill Material per m ² (kg)	No. of Longitudinal Ribs	No. of Transverse Ribs	% Area of Grass Surface	% Area of Concrete Surface	Earth Brown Item Code
Grassguard 130	500x300x100	6.67	19.6	64	1285	90	4	5	60	58	DR5850100
Grassguard 160	600x400x120	5.76	37	24	938	90	4	2	75	76	DR5850400
Grassguard 180	600x400x120	5.76	44	24	1087	48	5	2	75	82	DR5850700


Grassguard with reference numbers indicated in **bold** black are available ex-stock.



Grassguard 130



Grassguard 160



Grassguard 180



Grassguard

Grassed Paving System

Grassguard combines a pleasant, grass-sown aesthetic with a durable surface that is traffickable by the heaviest loads on the road. The concrete cells protect the grass as it establishes itself; this not only disguises the concrete, but also binds the unit to the subgrade, improving the stability of the surface as the vegetation matures. Ideal for embankment stabilisation, emergency vehicle routes and overflow car parks.



n55Plus
 Q25 345



For the latest carbon value visit www.marshalls.co.uk/commercial/carbon-calculator

Step Unit	Step Unit (mm)	Plan Size (mm)	Unit Weight (kg approx)	Recommended Visibility Strip Colour	Silver Grey (1 Strip Item Code)	Silver Grey (2 Strips Item Code)	Charcoal (1 Strip Item Code)	Charcoal (2 Strips Item Code)
	150	400 x 1000 (Top Step)	144	Black	FL9670150	FL9670200		
	150	400 x 1000 (Top Step)	144	White			FL9671150	FL9671200
	150	350 x 1000	126	Black	FL9670250	FL9670300		
	150	350 x 1000	126	White			FL9671250	FL9671300


Step Units with reference numbers indicated in **bold** black are available ex-stock.



Single Solid Concrete Step Units



Silver Grey




Charcoal

DDA-compliant complete step units for easy, swift installation. Each lightly textured unit includes granite aggregate for a premium finish, and is available to complement the popular La Linia, Mistral and Conservation ranges. Standard strip colours satisfy BS LRV's (Standard Light Reflective Values).


See my related products...

- La Linia Block Paving..... pg 26-27*
- Mistral Block Paving..... pg 28*
- Conservation Paving..... pg 57-59*
- Hazard Warning Paving..... pg 76*



Type	Thickness (mm)	Plan Size (mm)	Unit Weight (kg approx)	Standard Visibility Strip Colour	Natural Item Code	Buff Item Code	Silver Grey Item Code	Charcoal Item Code
Step Tread								
Saxon	50mm	450 x 450	22.99	Black	FL963035	FL963040		
Saxon		400 x 400	18.16	Black	FL963065	FL963070		
Perfecta		450 x 450	22.80	Black	FL963335	FL963340		
Perfecta		400 x 400	18.18	Black	FL963365	FL963370		
Conservation Textured		450 x 450	24.03	Black			FL963635	
Conservation Smooth		450 x 450	23.00	Black			FL963835	
Conservation Textured		400 x 400	18.40	Black			FL963865	
Conservation Textured	65mm	400 x 400	23.61	Black			FL964665	
Conservation Textured		400 x 400	23.61	White				FL964670
Step Riser								
Saxon	50mm	450 x 170*	8.69	Black	FL963200	FL963205		
		400 x 170*	7.72	Black	FL963210	FL963215		
Perfecta	50mm	450 x 170*	8.61	Black	FL963220	FL963225		
		400 x 170*	7.82	Black	FL963230	FL963235		
Conservation Textured	50mm	450 x 170*	9.08	Black			FL963240	
		400 x 170*	7.82	Black			FL963245	
	65mm	400 x 170*	10.03	Black				

*Marshalls recommend a step riser height of 120mm + 50mm step tread = 170mm total rise of each step. Step Units with reference numbers indicated in **bold** black are available ex-stock.



Concrete Paver Step Treads and Risers

See my related products...

- Conservation Paving..... pg 57-59
- Perfecta Paving..... pg 61
- Saxon Paving..... pg 64-65
- Hazard Warning Paving..... pg 76

A collection of two-piece units for creating attractive, DDA-compliant steps which complement the surrounding landscape. Available in the popular Conservation, Perfecta and Saxon finishes and a variety of sizes as standard, with bespoke riser options available on request. Standard strip colours satisfy BS LRV's (Standard Light Reflective Values).

Conservation Silver Grey Smooth Ground Step Unit, St Austell, Cornwall



For the latest carbon value visit www.marshalls.co.uk/commercial/carbon-calculator



Tactile

Tactile is the term used to describe paving units with a raised surface profile. Tactile paving is used to provide a physical and visual indication, designed to assist sighted and visually impaired persons by providing them with a specific detectable sensory indication of crossing points, potential hazards, platforms, and safe routes for travel ahead.

The raised surface profile is detectable underfoot by both sighted and visually impaired people and the colours can be detected by the visually impaired too, such guidance is set out in accordance with The Disability Discrimination Act 1995.


Marshalls recommends using a different coloured tactile paving to that of the surrounding area/surfacing material, to create a contrast in colour to provide improved guidance to visually impaired people on their intended route.

Marshalls tactile paving solutions offer excellent non-slip performance, and can act as a physical deterrent as well as a visual hazard warning. Marshalls offer a range of tactile paving, each has a different surface profile intended to denote a different hazard warning designed for use in different environments.

More details can be found in the next section of this brochure.

Main types of Tactile Paving:

- **Blister paving:** used to indicate a pedestrian crossing with dropped kerbs/centre stones.
- **Hazard Warning:** used to indicate there is a hazard ahead, such as steps/stairs.
- **Directional Guidance:** used to indicate the safest direction of travel for the visually impaired.
- **Cycleway:** used to indicate there is a cycle lane ahead.
- **Platform Edge (Offset Blister):** used to indicate the edge of the platform at railway stations.
- **Lozenge:** used to indicate the edge of the platform for on-street applications, such as Light Rail Transport (LRT).



Blister

Concrete Tactile Paving

	Thickness (mm)	Plan Size (mm nom.)	Unit Weight (kg approx)	Pack Size (m ² approx)	Pack Weight (kg approx)	Red Item Code	Buff Item Code	Natural Item Code	Charcoal Item Code
Standard	50	400 x 400	19	5.8	684	FL6081500	FL6081000	FL6080500	FL6082500
	65	400 x 400	24	4.5	672	FL6101500	FL6101000	FL6100500	FL6102500
	50	450 x 450	23	7.3	828	FL6001500	FL6001000		FL6002500
	70	450 x 450	33	5.3	858	FL6031500	FL6031000		FL6032500
Textured	50	400 x 400	19	5.8	684		FL6085000	FL6084500	

Blister with reference numbers indicated in **bold** black are available ex-stock.
 Blister with reference numbers indicated in light black are manufactured to order. Contact our sales office to discuss your requirements.
 *Natural products are manufactured from aggregates sourced locally to the works and contain no pigmentation, therefore colour variation between products from different works is possible.



A DDA compliant unit used to signal the location of drop kerbs and an appropriate place for pedestrians to cross a road. The raised blisters can be felt underfoot by blind people and contrasting colours can be identified by the visually impaired.

This product is manufactured in accordance with BS EN 1339: 2003 (see scope) and guidelines from the Department for Transport. For further information visit www.gov.uk, search "guidance on the use of tactile paving surfaces" or contact Marshalls technical support. At Marshalls, we continually strive to create better spaces to the benefit of everyone, by designing for all, we aim to take into consideration the needs of the disabled persons as set out in the The Disability Discrimination Act 2005.

N55Plus
 Q25 31
 Q25 320



CO₂ per m²


For the latest carbon value visit www.marshalls.co.uk/commercial/carbon-calculator

	Thickness (mm)	Plan Size (mm nom.)	Unit Weight (kg approx)	Pack Size (m ² approx)	Pack Weight (kg approx)	Red Item Code	Buff Item Code	Natural Item Code
Standard	50	400 x 400	19	5.8	684	FL6181550	FL6181050	FL6180550
	50	450 x 450	23	8.1	920			FL6180550
Textured	50	400 x 400	19	5.8	684		FL6185050	FL6184550

Hazard Warning with reference numbers indicated in **bold** black are available ex-stock.

Hazard Warning with reference numbers indicated in light black are manufactured to order. Contact our sales office to discuss your requirements.

*Natural products are manufactured from aggregates sourced locally to the works and contain no pigmentation, therefore colour variation between products from different works is possible.



Standard Red



Standard Buff



Standard Natural*



Textured Buff



Textured Natural

Hazard Warning

Concrete Tactile Paving

A DDA compliant unit to be installed near to potential hazards to warn visually impaired people to proceed with caution. Commonly known as "Corduroy Paving" because of the raised bars on the surface, these should be installed at level crossings, the intersections of shared cycle / pedestrian routes, and at the top and bottom of steps.

This product is manufactured in accordance with BS EN 1339: 2003 (see scope) and guidelines from the Department for Transport. For further information visit www.gov.uk, search "guidance on the use of tactile paving surfaces" or contact Marshalls technical support. At Marshalls, we continually strive to create better spaces to the benefit of everyone, by designing for all, we aim to take into consideration the needs of the disabled persons as set out in the The Disability Discrimination Act 2005.

See my related products...

Single Solid Concrete Step Unit Paving pg 72

Concrete Paver Step Treads and Risers Paving pg 73

Concrete Kerb Step Unit Kerb pg 105


n55Plus

Q25 215
Q25 225



CO₂ per m²

For the latest carbon value visit www.marshalls.co.uk/commercial/carbon-calculator



Hazard Warning, Natural, Mayflower Retail Park



Directional Guidance, Natural

Thickness (mm)	Plan Size (mm nom.)	Unit Weight (kg approx)	Pack Size (m ² approx)	Pack Weight (kg approx)	Red Item Code	Buff Item Code	Natural Item Code	Charcoal Item Code
50	400 x 400	19	5.8	684	FL6151550	FL6151050	FL6150550	FL6152550

Directional Guidance with reference numbers indicated in light black are manufactured to order. Contact our sales office to discuss your requirements.
 *Natural products are manufactured from aggregates sourced locally to the works and contain no pigmentation, therefore colour variation between products from different works is possible.



Directional Guidance Concrete Tactile Paving

Ideal for use in town squares, retail parks and plazas, these DDA compliant units are used to guide visually impaired pedestrians safely around open spaces. The raised profiles on the surface can be felt underfoot by blind people while the contrasting colours can be identified by the visually impaired.

This product is manufactured in accordance with BS EN 1339: 2003 (see scope) and guidelines from the Department for Transport. For further information visit www.gov.uk, search "guidance on the use of tactile paving surfaces" or contact Marshalls technical support. At Marshalls, we continually strive to create better spaces to the benefit of everyone, by designing for all, we aim to take into consideration the needs of the disabled persons as set out in the The Disability Discrimination Act 2005.

NBSPlus
Q25 31
Q25 320



CO₂ per m²


For the latest carbon value visit www.marshalls.co.uk/commercial/carbon-calculator



Barface Tactile

Thickness (mm)	Plan Size (mm nom.)	Unit Weight (kg approx)	Pack Size (m ² approx)	Pack Weight (kg approx)	Natural Item Code
50	600 x 600	41	7.2	820	FL1250600
63	600 x 600	52	5.8	832	FL1520600
50	900 x 600	64	10.8	1280	FL1250500
63	900 x 600	78	8.7	1248	FL1520500

Barface paving with reference numbers indicated in **bold** black are available ex-stock.
 Barface paving with reference numbers indicated in light black are manufactured to order. Contact our sales office to discuss your requirements.
 *Natural products are manufactured from aggregates sourced locally to the works and contain no pigmentation, therefore colour variation between products from different works is possible.



Barface Concrete Tactile Paving

All of the Marshalls paving range complies with strict BS slip/skid requirements – but for applications which demand even better grip characteristics, the raised profile of these units provides superior traction. Ideal for use on steep inclines or access ramps.

NBSPlus
Q25 215
Q25 225



CO₂ per m²

For the latest carbon value visit www.marshalls.co.uk/commercial/carbon-calculator



Cycleway Tactile and Bespoke Cycling Flag

Thickness (mm)	Plan Size (mm nom.)	Unit Weight (kg approx)	Pack Size (m ² approx)	Pack Weight (kg approx)	Buff Item Code	Natural Item Code	Charcoal Item Code
50	400 x 400	19	5.8	684	FL6131050	FL6130550	
65	400 x 400	23	4.5	657		FL6137550	
70	400 x 400						FL613250

Cycleway Tactile with reference numbers indicated in **bold** black are available ex-stock. Cycleway Tactile with reference numbers indicated in light black are manufactured to order. Contact our sales office to discuss your requirements.



Cycleway Demarcation Paving

	Thickness (mm)	Plan Size (mm nom.)	Unit Weight (kg approx)	Pack Size (m ² approx)	Pack Weight (kg approx)	White Item Code
Standard	60 (base) 80 (contour)	200 x 200	6.90	-	-	PV9002550
End	60 (base) 80 (contour)	200 x 200	6.90	-	-	PV9005500

Cycleway Demarcation paving available ex-stock. *Natural products are manufactured from aggregates sourced locally to the works and contain no pigmentation, therefore colour variation between products from different works is possible.



Standard Block




Stop End Block

Cycleway Tactile

Concrete Tactile Paving

These units are employed to designate the beginning or end of shared pedestrian / cycleways. A central delineation strip running the length of the shared route can also provide a "false kerb" for visually impaired pedestrians.

This product is manufactured in accordance with BS EN 1339: 2003 (see scope) and guidelines from the Department for Transport. For further information visit www.gov.uk, search "guidance on the use of tactile paving surfaces" or contact Marshalls technical support. At Marshalls, we continually strive to create better spaces to the benefit of everyone, by designing for all, we aim to take into consideration the needs of the disabled persons as set out in the The Disability Discrimination Act 2005.



Buff

Natural*



Charcoal

See my related products...
Keycheck Traffic Calming pg 181

NBSPlus
Q25 215
Q25 225



For the latest carbon value visit www.marshalls.co.uk/commercial/carbon-calculator

Cycleway Demarcation

Concrete Demarcation Paving

Employed in shared pedestrian / cycleway routes, these units provide a visual and physical indicator of the position of the central limit for cyclists.

This product is manufactured in accordance with BS EN 1339: 2003 (see scope) and guidelines from the Department for Transport. For further information visit www.gov.uk, search "guidance on the use of tactile paving surfaces" or contact Marshalls technical support. At Marshalls, we continually strive to create better spaces to the benefit of everyone, by designing for all, we aim to take into consideration the needs of the disabled persons as set out in the The Disability Discrimination Act 2005.



Natural*

See my related products...
Keycheck Traffic Calming pg 181

NBSPlus
Q25 215
Q25 225



For the latest carbon value visit www.marshalls.co.uk/commercial/carbon-calculator



Thickness (mm)	Plan Size (mm nom.)	Unit Weight (kg approx)	Pack Size (m ² approx)	Pack Weight (kg approx)	Smooth Grey Item Code
75	600 x 600	44	5.8	704	CF3500500

Lambeth with reference numbers indicated in **bold** black are available ex-stock.



Lambeth

Concrete Deterrent Paving

All of the Marshalls paving range complies with slip/skid requirements – but for applications which demand even better grip characteristics, the raised profile of these units provides superior traction. Ideal for use on steep inclines or access ramps.



Rail Products

Case Study - London Bridge Station.....	81
Combined Coping & Tactile Unit (London Underground)	82
Combined Coping & Tactile Unit (Network Rail)	83
Platform Coping (London Underground)	84
Platform Coping (Network Rail)	85
Platform Edge	86
Lozenge	87
St George	88

Marshalls are an approved supplier of



Marshalls are an approved supplier of





London Bridge Station, the fourth busiest station in the country, is undergoing a massive redevelopment project which will create new platforms allowing for more trains, a new concourse and a bigger station to accommodate the 50 million passengers it brings into the city each year.

The improvements will be funded by the Thameslink programme, a £6bn Government investment in rail.

Challenge

Marshalls was selected to supply and fit pavement and drainage products for the first phases at London Bridge station. The project will involve the construction of 15 new platforms in total over the next four years.

Marshalls has been involved in this long-term project for Network Rail for the last three years, working closely alongside Grimshaw Architects and engineering and construction group Costain's in-house design and procurement teams to provide the perfect products.

The station re-development is expected to be completed by 2018. A number of platforms have been completed to date using a significant number of Marshalls paving and drainage products.

The paving products were required to be hard-wearing to cope with the high level of passenger footfall, as well as durable to handle the large numbers of luggage, trolleys, wheelchairs and pushchairs used by passengers.

Drainage was needed along the platform as well as coping units on the platform edge where passengers enter and exit the trains.

Network Rail set out strict criteria, demanding adherence to tight deadlines and the use of high specification products. On top of this, as a key supplier, Marshalls had to access the site - still a very busy, functioning train station - with timed deliveries, usually between 4pm and 10pm through the centre of the capital while keeping disruption to a minimum.

Solution

Marshalls demonstrated that their products were ideal by contributing to a mock-up of what was required and how the platforms would work and look, at a special site in Edmonton, North London. With numerous tests undertaken before construction began, Marshalls was able to prove these products were suitable in both aesthetics and function.

This combination not only allowed for the more unusual tight 100mm space in which to install, but, with its galvanised channel and Birco Lite cast iron top, also proved much more economical than stainless steel.

Side drainage was also required which was accommodated into the final design, and altogether around 4,000 linear meters of drainage will be required.

Overall 14,000 sq m of Keyblok block paving at 60mm in Charcoal will be required for the platforms themselves, as well as the platform edge (offset tactile) using 400x400x50 in Natural and around 4,000 linear metres of NR A100 coping units.

Benefits

Using Marshalls products and their expert knowledge of linear drainage and installation allowed Network Rail to keep to their tight deadlines while keeping a busy station up and running.

Marshalls has worked closely with the architect and engineers over a long period of time, allowing them to get under the skin of the project and coming up with cost-saving and effective alternative products.

Working with Marshalls ensured that Network Rail and the engineers were happy with the products, testing them before construction began, and have an expert, dedicated team on hand to complete the first phase of the project while working towards the next stage.



London Bridge Station

Platform Paving, London






Combined Coping & Tactile Unit, Example

Combined Coping & Tactile Unit

PC40



Using an Innovative combination of dual-pour concrete technology and steel reinforcement, Marshalls combined platform coping and tactile unit provides a highly durable and aesthetically pleasing finish. This single unit is easier and quicker to install than the traditional two part system and tighter tolerances allow for a consistent installation, thereby offering faster productivity on site. The unit is DDA compliant and comes with a textured surface finish to offer an enhanced slip skid performance. Marshalls high strength M-Tech concrete offers long term performance and can negate the need for steel preparation works under the platform, reducing installation costs.

See my related products...

St George Paving pg 88

Thickness (mm)	Plan Size (mm nom.)	Unit Weight (kg approx)	Tactile Natural Coping Buff Item Code	Tactile Natural Coping Charcoal Item Code	Tactile Buff Coping Natural Item Code	Tactile Buff Coping Charcoal Item Code	Tactile Charcoal Coping Natural Item Code	Tactile Charcoal Coping Buff Item Code
65	600 x 1000	85	WA611010	WA611015	WA611030	WA611035	WA611050	WA611055

*Natural products are manufactured from aggregates sourced locally to the works and contain no pigmentation, therefore colour variation between products from different works is possible.
 *All PC40 references that are in light black are manufactured to order. Please contact our Sales office for your requirements.



For the latest carbon value visit www.marshalls.co.uk/commercial/carbon-calculator



Combined Coping & Tactile Unit, Example



Combined Coping & Tactile Unit

A100/B100

Description	Thickness (mm)	Plan Size (mm Nom)	Unit Weight (kg approx)	Tactile Buff - Textured Coping Natural - Exposed Item Code	Tactile Buff - Textured Coping Charcoal - Exposed Item Code	Tactile Buff - Exposed Coping Natural - Exposed Item Code	Tactile Buff - Exposed Coping Charcoal - Exposed Item Code
A100 NR Combined Coping & Tactile Unit	100	930 x 1160	264	WA6120100	WA6120300	WA6120500	WA6120700
B100 NR Combined Coping & Tactile Unit	100	1215 x 1160	345	WA6120150	WA6120350	WA6120550	WA6120750

Combined Coping & Tactile Unit references that are in light black are manufactured to order. Please contact our Sales office for your requirements.



Using an innovative combination of dual-pour concrete technology and steel reinforcement, Marshalls combined platform coping and tactile unit provides a highly durable and aesthetically pleasing finish. This single unit is easier and quicker to install than the traditional two part system and is cast with the lifting facility built in, thereby offering faster productivity on site. The unit is DDA compliant and is available in a textured or exposed surface finish offering excellent slip skip performance. Marshalls high strength M-Tech concrete offers long term performance and can negate the need for steel preparation works under the platform, reducing installation costs.

nssPlus
Q25 315 320



For the latest carbon value visit
www.marshalls.co.uk/commercial/carbon-calculator



Natural

Platform Coping Unit, London Underground, Tottenham Hale

Platform Coping

This high quality concrete platform coping provides a durable and aesthetically pleasing finish. The product is available in a textured finish and conforms to slip skid requirements. Manufactured in accordance with relevant London Underground Standards and British Standards.

See my related products...

Platform Edge Tactile Paving pg 86

St George Paving pg 88

Thickness (mm)	Platform Coping	Plan Size (mm nom.)	Unit Weight (Kg Approx)	Natural Item Code
65	PC10	600 x 610	57	CF3100100
90	PC30	910 x 685	135	CF3101100

Platform copings references that are in light bold are manufactured to order. Please contact our Sales office for your requirements.

Platform Coping Unit PC10







Platform Coping, Natural, London Bridge

Thickness (mm)	Platform Coping	Plan Size (mm nom.)	Unit Weight (Kg Approx)	Natural Textured Item Code	Natural Exposed Item Code
65	A65	930 x 760	109	CF3100500	N/A
65	B65	1215 x 760	144	CF3100700	N/A
65	B65-2	1215 x 910	173	CF3100900	N/A
100	A100	930 x 760	169	CF3100400	CF310041
100	B100	1120 x 914	260	CF3100800	N/A
100	C100	1160 X 760	212	CF3101000	N/A

Platform Copings references that are in light bold are manufactured to order. Please contact our Sales office for your requirements.



Platform Coping A100



Platform Coping

This high quality concrete platform coping provides a durable and aesthetically pleasing finish. This product is available in a textured or exposed surface finish and conforms to slip skid requirements. Manufactured in accordance with relevant Network Rail Standards and British Standards.

**Fibre Reinforced*

n55Plus
Q25 320




For the latest carbon value visit
www.marshalls.co.uk/commercial/carbon-calculator



Platform Edge

Concrete Tactile Paving, Heavy Rail



Platform Coping, Natural

Platform edge tactile paving (Offset blister paving) is used to indicate the presence of off-street heavy rail systems, whether mainline or underground. The product is used as a hazard warning informing sighted and visually impaired persons they are approaching the edge of the railway platform and to proceed with caution. Platform edge paving should provide a good contrast in colour with the surrounding area to assist visually impaired persons.

This product is manufactured in accordance with BS EN 1339:2003 (see scope) and guidelines from the Department for Transport. For further information visit www.gov.uk, search "guidance on the use of tactile paving surfaces" or contact Marshalls technical support. At Marshalls, we continually strive to create better spaces to the benefit of everyone, by designing for all, we aim to take into consideration the needs of the disabled persons as set out in the The Disability Discrimination Act 2005.

See my related products...

- Platform Coping Unit (London Underground) Paving pg 84*
- Platform Coping Unit (Network Rail) Paving pg 85*

Thickness (mm)	Plan Size (mm nom.)	Unit Weight (kg approx)	Pack Size (m ² approx)	Pack Weight (kg approx)	Buff Item Code	Natural Item Code	Charcoal Item Code
50	400 x 400	19	5.4	646	FL6231000	FL6230550	FL6232500

Platform Edge paving with reference numbers indicated in bold black are available ex-stock. Platform Edge paving with reference numbers indicated in light black are manufactured to order. Contact our sales office to discuss your requirements. *Natural products are manufactured from aggregates sourced locally to the works and contain no pigmentation, therefore colour variation between products from different works is possible.






Lozenge, Buff, Nottingham Light Rail

Thickness (mm)	Plan Size (mm nom.)	Unit Weight (kg approx)	Pack Size (m ² approx)	Pack Weight (kg approx)	Buff Item Code	Natural Item Code	Charcoal Item Code
50	400 x 400	20	5.8	720	FL6201000	FL6200500	FL6201500

Lozenge with reference numbers indicated in light black are manufactured to order. Contact our sales office to discuss your requirements.
 *Natural products are manufactured from aggregates sourced locally to the works and contain no pigmentation, therefore colour variation between products from different works is possible.



Lozenge

Concrete Tactile Paving, Light Rail

Lozenge tactile paving is used to indicate the edge of the platform for on-street applications, such as Light Rail Transport (LRT) and Supertram schemes. The product is used as a hazard warning informing sighted and visually impaired persons they are approaching the edge of an on-street platform and to proceed with caution. Lozenge paving should provide a good contrast in colour with the surrounding area to assist visually impaired persons.

This product is manufactured in accordance with BS EN 1339: 2003 (see scope) and guidelines from the Department for Transport. For further information visit www.gov.uk, search "guidance on the use of tactile paving surfaces" or contact Marshalls technical support. At Marshalls, we continually strive to create better spaces to the benefit of everyone, by designing for all, we aim to take into consideration the needs of the disabled persons as set out in the The Disability Discrimination Act 2005.

N55Plus
 Q25 215 Q40 430
 Q25 225



CO₂ per m²

For the latest carbon value visit
www.marshalls.co.uk/commercial/carbon-calculator



St George, Oyster Beige and Onyx Grey, Example

St George

Internal & External Smooth Ground Paving



Oyster Beige



Pebble Grey



Onyx Grey

Developed using a distinctive mix of aggregates, St George Paving offers a durable smooth surface ground finish for ease of cleaning and is precision engineered to offer tighter tolerances for ease of installation. No secondary processing is required on site, offering improved site health & safety. The product is UK sourced and manufactured and is available in a selection of distinguished colours, thicknesses and plan sizes.

Thickness (mm)	Plan Size (mm)	Unit Weight (kg approx)	Pack Weight (kg approx)	Pack Size (m ² approx)	Oyster Beige Item Code	Pebble Grey Item Code	Onyx Grey Item Code
28	300 x 300	5.8	411	6.3	FL9210100	FL9210200	FL9210300
35	400 x 400	12.9	779	9.6	FL9213100	FL9213200	FL9213300
35	600 x 300	14.5	440	5.4	FL9215100	FL9215200	FL9215300
50	400 x 400	18.8	755	6.4	FL9223100	FL9223200	FL9223300
50	600 x 300	21.1	425	3.6	FL9225100	FL9225200	FL9225300

*Natural products are manufactured from aggregates sourced locally to the works and contain no pigmentation, therefore colour variation between products from different works is possible.
 *St George with reference numbers indicated in bold black are available ex-stock. St George with reference numbers indicated in light black are manufactured to order, contact our sales office to discuss your requirements.