




Birco 100, Manchester



30 x 12mm Mesh Galvanised Steel 30 x 30mm Mesh Galvanised Steel 12mm Slotted Cast Iron 6mm Heelsure Cast Iron 12mm Slotted Cast Iron 13mm Diagonal Cast Iron 20 x 30mm Mesh Galvanised Steel Cast Iron Solid Cover 12mm Slotted Cast Iron

Gratings	Loading	Length (mm)	Width (mm)	Unit Weight (kg)	Item Code
30 x 12mm Mesh Galvanised Steel	C250	500	200	3.31	DR115275
30 x 30mm Mesh Galvanised Steel	C250	500	200	2.67	DR115260
12mm Slotted Cast Iron	C250	500	200	5.0	DR115120
6mm Heelsure Cast Iron	E600	500	200	7.2	DR115135
12mm Slotted Cast Iron	E600	500	200	6.2	DR115125
13mm Diagonal Cast Iron	E600	500	200	12.4	DR115020
20 x 30mm Mesh Galvanised Steel	E600	500	200	4.86	DR115285
Cast Iron Solid Cover	E600	500	200	7.46	DR115250
12mm Slotted Cast Iron	F900	500	200	7.4	DR115130

Birco 100
Grid Drainage System

A multi-purpose low capacity linear drainage system, combining a robust concrete channel with a wide aesthetic choice of cast iron, stainless steel or galvanised grates. A variety of loadings make Birco 100 suitable for light to heavy trafficking so suitable for a variety of projects including civic, commercial, rail and industrial applications.

N55Plus
Q10 180

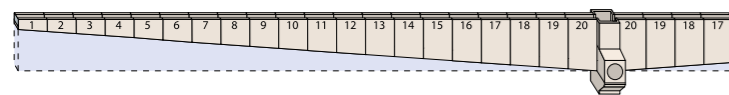


For the latest carbon value visit
www.marshalls.co.uk/commercial/carbon-calculator

Base Channels	Length (mm)	Width (mm)	Invert Width (mm)	Depth (mm)	Invert Depth (mm)	Unit Weight (kg)	Item Code
Channel 0/0	1000	200	100	180	100	54	DR080105
Channel 5/0	1000	200	100	230	150	66	DR080115
Channel 10/0	1000	200	100	280	200	78	DR080125
Channel 15/0	1000	200	100	330	250	90	DR080135
Channel 20/0	1000	200	100	380	300	102	DR080145
Channel 0/0	500	200	100	180	100	27	DR090150
Channel 5/0	500	200	100	230	150	33	DR090160
Channel 10/0	500	200	100	280	200	38	DR090170
Channel 15/0	500	200	100	330	250	43	DR090180
Channel 20/0	500	200	100	380	300	51	DR090190

Inbuilt Fall Channels	Length (mm)	Width (mm)	Invert Width (mm)	Depth (mm) Upstream/Downstream	Invert Depth (mm) Upstream/Downstream	Unit Weight (kg)	Item Code
IBF Channel No. 1	1000	200	100	180/190	100/110	57	DR020010
IBF Channel No. 2	1000	200	100	190/200	110/120	57.5	DR020020
IBF Channel No. 3	1000	200	100	200/210	120/130	61	DR020030
IBF Channel No. 4	1000	200	100	210/220	130/140	62.5	DR020040
IBF Channel No. 5	1000	200	100	220/230	140/150	65	DR020050
IBF Channel No. 6	1000	200	100	230/240	150/160	67	DR020060
IBF Channel No. 7	1000	200	100	240/250	160/170	69	DR020070
IBF Channel No. 8	1000	200	100	250/260	170/180	71	DR020080
IBF Channel No. 9	1000	200	100	260/270	180/190	73	DR020090
IBF Channel No. 10	1000	200	100	270/280	190/200	77	DR020100
IBF Channel No. 11	1000	200	100	280/290	210/220	77	DR020110
IBF Channel No. 12	1000	200	100	290/300	220/230	81.5	DR020120
IBF Channel No. 13	1000	200	100	300/310	230/240	81	DR020130
IBF Channel No. 14	1000	200	100	310/320	250/260	86.5	DR020140
IBF Channel No. 15	1000	200	100	320/330	270/280	85	DR020150
IBF Channel No. 16	1000	200	100	330/340	280	91	DR020160
IBF Channel No. 17	1000	200	100	340/350	340/350	93.5	DR020170
IBF Channel No. 18	1000	200	100	360/370	360/370	96	DR020180
IBF Channel No. 19	1000	200	100	350/360	350/360	98.5	DR020190
IBF Channel No. 20	1000	200	100	370/380	370/380	101	DR020200

Inbuilt Fall




Birco 100 Channels are available with inbuilt falls. Inbuilt Fall Channels increase drainage discharge capacity by improving flow rates and thereby increasing the overall discharge capacity of the system. Inbuilt fall channels are 1000mm long.

T Junction Channels	Unit Weight (kg)	Item Code
T-Channel 0/0	27	DR010210
T-Channel 5/0	33	DR010220
T-Channel 10/0	39	DR010230

Birco 100 with reference numbers indicated in **bold** black are available ex-stock. Birco 100 with reference numbers indicated in light are manufactured to order. Contact our sales office to discuss your requirements.

Channel Accessories	Unit Weight (kg)	Item Code
100 End Cap 0/0	1	DR045150
100 End Cap 5/0	1.2	DR045155
100 End Cap 10/0	1.4	DR045160
100 End Cap 15/0	1.6	DR045165
100 End Cap 20/0	1.8	DR045170
Cap Outlet 0/0	1	DR045175
Cap Outlet 5/0	1.2	DR045180
Cap Outlet 10/0	1.4	DR045185
Cap Outlet 15/0	1.6	DR045190
Cap Outlet 20/0	1.8	DR045195
100 End Outfall 100mm	105	DR130170
100 Side Outfall 150mm	142	DR130175



- A. Top Grate
- B. Channel
- C. Cap Outlet
- D. End Cap
- E. T-Junction Channel



Birco 100

A Gratings

Gratings	Loading	Length (mm)	Width (mm)	Unit Weight (kg)	Item Code
30 x 12mm Mesh Galvanised Steel	C250	500	200	3.31	DR115275
30 x 30mm Mesh Galvanised Steel	C250	500	200	2.67	DR115260
12mm Slotted Cast Iron	C250	500	200	5.0	DR115120
6mm Heelsure Cast Iron	E600	500	200	7.2	DR115135
12mm Slotted Cast Iron	E600	500	200	6.2	DR115125
13mm Diagonal Cast Iron	E600	500	200	12.4	DR115020
20 x 30mm Mesh Galvanised Steel	E600	500	200	4.86	DR115285
Cast Iron Solid Cover	E600	500	200	7.46	DR115250
12mm Slotted Cast Iron	F900	500	200	7.4	DR115130

F Outfalls

Outfalls	Unit Weight (kg)	Item Code
100 End Outfall 100mm	105	DR130170
100 Side Outfall 150mm	142	DR130175

Birco 100 with reference numbers indicated in **bold** black are available ex-stock. Birco 100 with reference numbers indicated in light are manufactured to order. Contact our sales office to discuss your requirements.

C T Junction Channels

T Junction Channels	Unit Weight (kg)	Item Code
T-Channel 0/0	27	DR010210
T-Channel 5/0	33	DR010220
T-Channel 10/0	39	DR010230

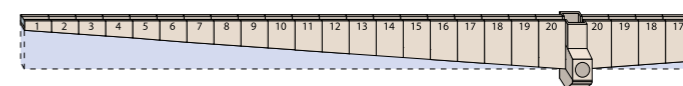
E End Cap/Cap Outlets

End Cap/Cap Outlets	Unit Weight (kg)	Item Code
100 End Cap 0/0	1	DR045150
100 End Cap 5/0	1.2	DR045155
100 End Cap 10/0	1.4	DR045160
100 End Cap 15/0	1.6	DR045165
100 End Cap 20/0	1.8	DR045170
Cap Outlet 0/0	1	DR045175
Cap Outlet 5/0	1.2	DR045180
Cap Outlet 10/0	1.4	DR045185
Cap Outlet 15/0	1.6	DR045190
Cap Outlet 20/0	1.8	DR045195
Shallow End Cap 80-100	0.02	DR425150
Shallow End Cap 150-200	0.03	DR425160

D Inbuilt Fall Channels

Inbuilt Fall Channels	Length (mm)	Width (mm)	Invert Width (mm)	Depth (mm) Upstream/Downstream	Invert Depth (mm) Upstream/Downstream	Unit Weight (kg)	Item Code
IBF Channel No. 1	1000	200	100	180/190	100/110	57	DR020010
IBF Channel No. 2	1000	200	100	190/200	110/120	57.5	DR020020
IBF Channel No. 3	1000	200	100	200/210	120/130	61	DR020030
IBF Channel No. 4	1000	200	100	210/220	130/140	62.5	DR020040
IBF Channel No. 5	1000	200	100	220/230	140/150	65	DR020050
IBF Channel No. 6	1000	200	100	230/240	150/160	67	DR020060
IBF Channel No. 7	1000	200	100	240/250	160/170	69	DR020070
IBF Channel No. 8	1000	200	100	250/260	170/180	71	DR020080
IBF Channel No. 9	1000	200	100	260/270	180/190	73	DR020090
IBF Channel No. 10	1000	200	100	270/280	190/200	77	DR020100
IBF Channel No. 11	1000	200	100	280/290	210/220	77	DR020110
IBF Channel No. 12	1000	200	100	290/300	220/230	81.5	DR020120
IBF Channel No. 13	1000	200	100	300/310	230/240	81	DR020130
IBF Channel No. 14	1000	200	100	310/320	250/260	86.5	DR020140
IBF Channel No. 15	1000	200	100	320/330	270/280	85	DR020150
IBF Channel No. 16	1000	200	100	330/340	280/340	91	DR020160
IBF Channel No. 17	1000	200	100	340/350	340/350	93.5	DR020170
IBF Channel No. 18	1000	200	100	360/370	360/370	96	DR020180
IBF Channel No. 19	1000	200	100	350/360	350/360	98.5	DR020190
IBF Channel No. 20	1000	200	100	370/380	370/380	101	DR020200

Inbuilt Fall



Birco 100 Channels are available with inbuilt falls. Inbuilt Fall Channels increase drainage discharge capacity by improving flow rates and thereby increasing the overall discharge capacity of the system. Inbuilt fall channels are 1000mm long.

B Constant Depth Channels

Constant Depth Channels	Length (mm)	Width (mm)	Invert Width (mm)	Depth (mm)	Invert Depth (mm)	Unit Weight (kg)	Item Code
Channel 0/0	1000	200	100	180	100	54	DR080105
Channel 5/0	1000	200	100	230	150	66	DR080115
Channel 10/0	1000	200	100	280	200	78	DR080125
Channel 15/0	1000	200	100	330	250	90	DR080135
Channel 20/0	1000	200	100	380	300	102	DR080145
Channel 0/0	500	200	100	180	100	27	DR090150
Channel 5/0	500	200	100	230	150	33	DR090160
Channel 10/0	500	200	100	280	200	38	DR090170
Channel 15/0	500	200	100	330	250	43	DR090180
Channel 20/0	500	200	100	380	300	51	DR090190
Shallow 80	1000	200	100	80	20		DR420450
Shallow 100	1000	200	100	100	40		DR420460
Shallow 150	1000	200	100	150	80		DR420480
Shallow 200	1000	200	100	200	130		DR420490