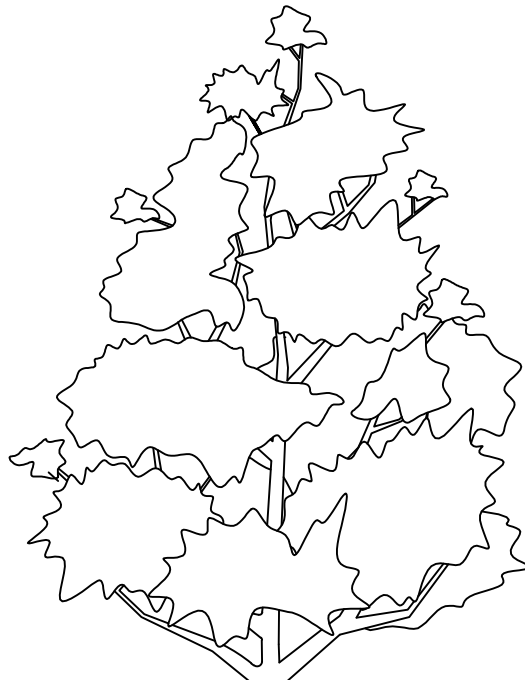
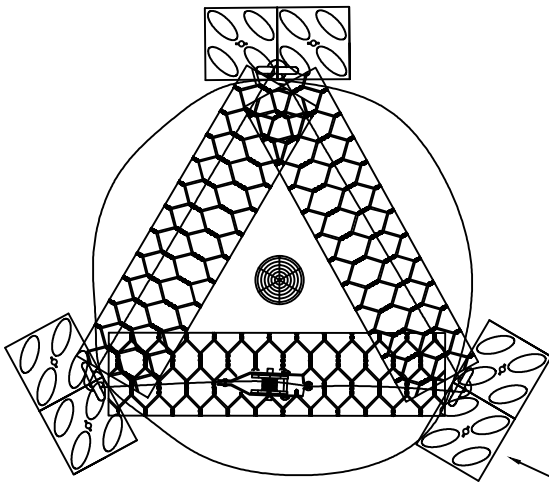


NOTES

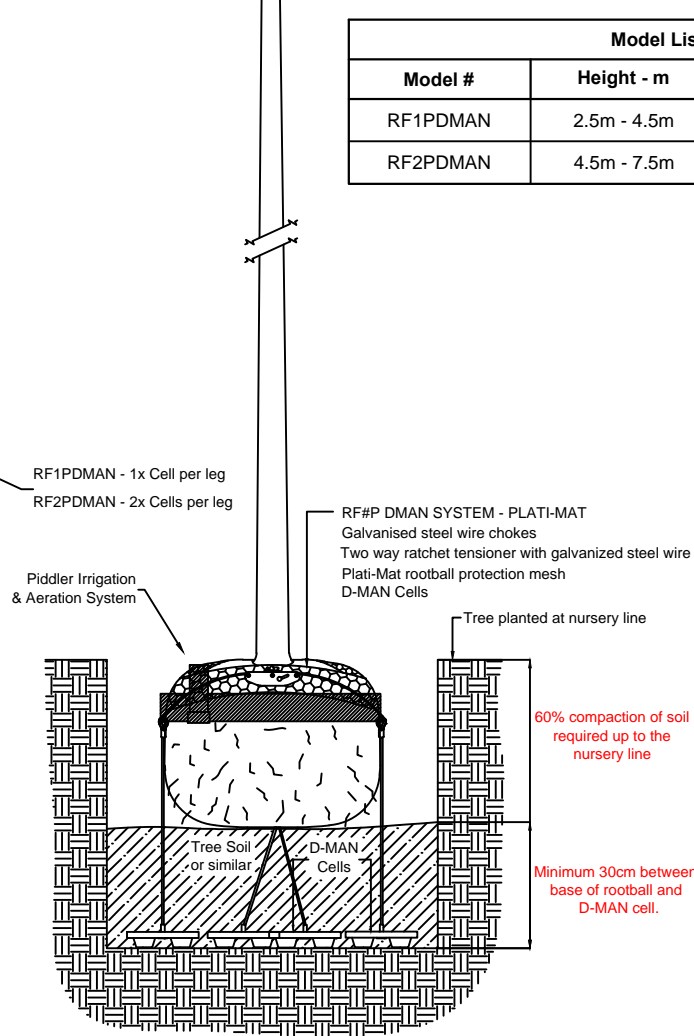
1. DO NOT SCALE FROM THIS DRAWING
2. THIS DRAWING IS CONSTRUCTED USING LAYERS WHICH CAN BE TURNED ON OR OFF AS REQUIRED
3. DUE TO SETTLEMENT ALL TREES SHOULD BE RE-TENSIONED AFTER PLANTING
4. SOIL MUST BE COMPACTED PROPERLY FOR DEADMAN SYSTEM TO WORK EFFECTIVELY



Model List		
Model #	Height - m	Circumference - cm
RF1PDMAN	2.5m - 4.5m	12 - 25cm
RF2PDMAN	4.5m - 7.5m	25 - 45cm



RF#P D-MAN



© 2015, PLATIPUS ANCHORS

D-MAN FIXING SYSTEM C/W PLATI-MAT

DRAWN/DATE
RKNUTSEN 18SEP15

CHECKED/DATE
RKNUTSEN 29SEP15

APPROVED/DATE

This guidance is based on our understanding of your requirements and no reliance should be placed on any specifications, sketches, plans or drawings provided by us or our representatives. You should seek appropriate advice from your own professional advisers since we shall not be liable for any loss or damage, consequential or otherwise, for any claims made by any third party for design guidance given by us or our representatives

PLATIPUS
TREE ANCHORING SYSTEMS
Platipus Anchors Limited,
Kingsfield Business Centre, Philanthropic Road,
Redhill RH1 4DP, England.
Tel: +44 (0) 1737 762300 Fax: +44 (0) 1737 773395
Web: www.platipus-anchors.com
E-Mail: info@platipus-anchors.com

DRAWING NUMBER:
UK 400 - 4

© COPYRIGHT PLATIPUS ANCHORS, LTD.
This drawing has copyright and may not be copied in whole or part or used for any purpose other than that for which it is supplied without express written consent.