



PROFILE GUIDE

CONTRACTOR FLOORING ACCESSORIES

JAN
2020



Q-FIX ADHESIVE

- » Single solution
- » Guarantees available
- » Exclusively through distribution



CONTENTS

STAIR NOSING & MATTING MEASURING SERVICE	2
HOW TO SELECT A STAIR NOSING	3–4
SUSTAINABILITY	5
WHY QUANTUM FLOORING SOLUTIONS?	6
CASE STUDIES	7

STAIR NOSINGS (Stair Edging)

Q-Range Stair Nosings NEW	9–14
S-Range Stair Nosings	15–18
H-Range Stair Nosings	19–22
Z-Range Stair Nosings	23–25
Q-FIX Stair Nosing Fitting	26
Ecoglo Stair Nosings	27
Plus-Tread Stair Nosing Tread	28
Stair Nosing Tread, Stair Nosing Tape & Contact Tape	29
Q-FIX Stair Nosing Adhesive	30
Stair Edging Trims & Stair Nosing Fabrication	31
Stair Nosing Finishes & Treadsteps	32
Flexible PVC Stair Nosings	33–34

ACCESSORIES

Sit-On Skirtings	36
Set-In Skirtings & Weldrod	37
Flat Skirtings/ Buffer Strips & Corner Profiles	38
Cove Formers & Capping Strips NEW	39–40
Floormitres	41

TRANSITIONS & ENTRANCE MATTING

Ramp Trims & Bevel Strips	43
Trims, Shower Threshold & Cover Joints	44
Dementia Friendly Transitions & LVT Transitions	45
Floor Trims 'TopClip' NEW & IMPROVED	46–48
Entrance Matting & Matting Tiles NEW	49–50
QUICK REFERENCE GUIDE	51–52
PACKING SPECIFICATIONS	53
LIGHT REFLECTANCE VALUES & COLOUR OPTIONS	54–55





QUANTUM SPECIALIST
MEASURING SERVICE

FREE STAIR NOSING & ENTRANCE MATTING MEASURES

WHICH PRODUCTS IS QSMS AVAILABLE FOR?



STAIR NOSINGS



ENTRANCE MATTING

WHY USE THE **FREE** QSMS ON-SITE MEASURING SERVICE?

- » 24–48 hour response for measures
- » Entrance Matting or Stair Nosings ready to fit



SAVES
TIME



REDUCES
WASTE



SAVES
MONEY

HOW TO BOOK A MEASURE:

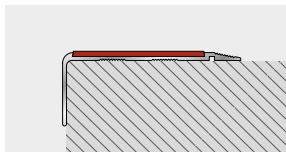
Call today on 0161 627 4222 to book an appointment.

HOW TO SELECT A STAIR NOSING

In order to select the correct Stair Nosing for steps the following questions need to be answered:

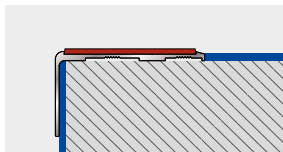
1. What floorcovering is being installed?

CONCRETE / NO COVERING



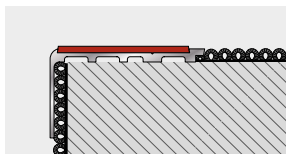
SLENDERLINE RAMPED BACK (SF125R)

VINYL / RESILIENT FLOORCOVERING



SLENDERLINE – S-RANGE (SF1)


CARPET / CARPET TILE



HEAVY DUTY – H-RANGE (HF1)

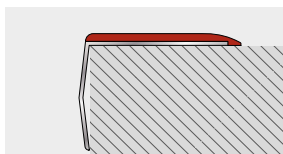
2. What shape is the step on the stairs?

FLAT



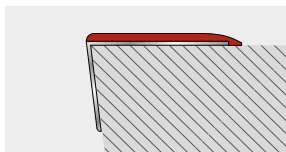
Q-RANGE FLAT (QR-SF125R)*

FLAT



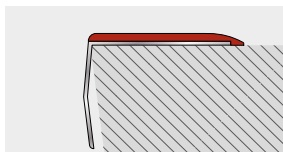
Q-RANGE CHEVRON (QR-SC140R)*

RAKE



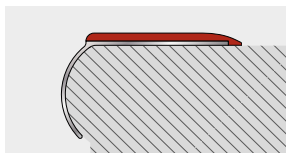
Q-RANGE RAKED (QR-SR125R)*

RAKE



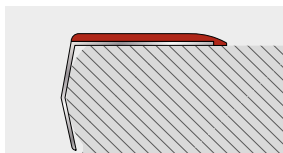
Q-RANGE CHEVRON (QR-SC140R)*

BULL NOSE



Q-RANGE BULL NOSED (QR-SB136R)*

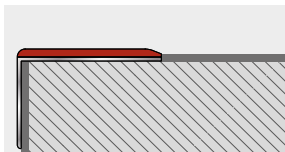
BULL NOSE



Q-RANGE CHEVRON (QR-SC140R)*

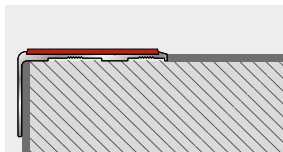
3. What Stair Nosing tread style is required?

ALL OVER TREAD (patented design*)



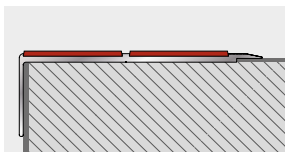
QR-SF1

TRADITIONAL SINGLE CHANNEL



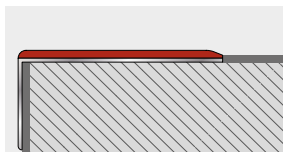
SF1

TRADITIONAL DOUBLE CHANNEL



SF226L

WIDE TREAD (patented design*)

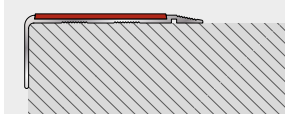


QR-SFW

4. What kind of traffic is the Stair Nosing going to be installed in?

STANDARD GRIP (LOW SLIP POTENTIAL)


INTERNAL ONLY



SF125R with standard tread

PLUS-TREAD (EXTRA GRIP)

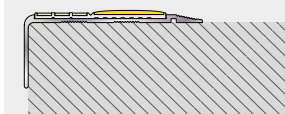
INTERNAL / EXTERNAL



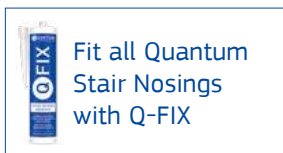
SF125R with Plus-Tread

ECOGLO (HEAVY WEAR)

INTERNAL / EXTERNAL



SF125R with EGLO-52 tread



5. Do the stairs need to meet best practice guidelines?

Look out for the Building Regulations Best Practice logo identifying products that can be used to ensure best practice.



SUSTAINABILITY

One of the core values of Quantum Profile Systems Ltd is the respect of our social and physical environment.

Sustainability is driven through our quality and environmental management systems which are accredited to ISO 9001 and ISO 14001.

QPSL are a responsible UK manufacturer with an understanding of the requirements of the following organisations, legislation and bodies:



ISO 14001



REACH

BREEAM®

BREEAM



LEED



Green Business

And offers:



Samples Recycling Service

To arrange collection email

samples@quantumflooring.co.uk

WHY QUANTUM FLOORING SOLUTIONS?

With you every step of the way.

Quantum Flooring Solutions is accredited with:



ISO 9001 & ISO 14001

And is a member of:



Contract Flooring Association



UK Slip Resistance Group



Royal Institute of British Architects



Royal Institute of the Architects of Ireland



Modular & Portable Building Association

And offers:



A 10 year Stair Nosing and adhesive warranty available

SELECTED CASE STUDIES



Scottish National
Gallery of Modern
Art, Edinburgh



The Leadenhall
Building, London



The Leeds Arena,
Leeds



The Titanic
Museum, Belfast



Cardiff
University, Cardiff




American
Embassy, London



Kuwait International
Airport, Kuwait

Q-RANGE STAIR NOSING



THE SPECIFIER RANGE

The Q-Range offers a selection of 30 special profiles. The unique Stair Nosing design is suitable for installation in all categories of public and commercial buildings. Benefits include:

- » Patented all over slip resistant tread (GB24791358)
- » **Satin etched aluminium riser, which is scratch resistant and inhibits potential for 'glare'**
- » Building Regulation best practice solution

Q-FIX NOW AVAILABLE

A single solution for fitting Quantum Stair Nosings



SUPPORT & TECHNICAL ADVICE

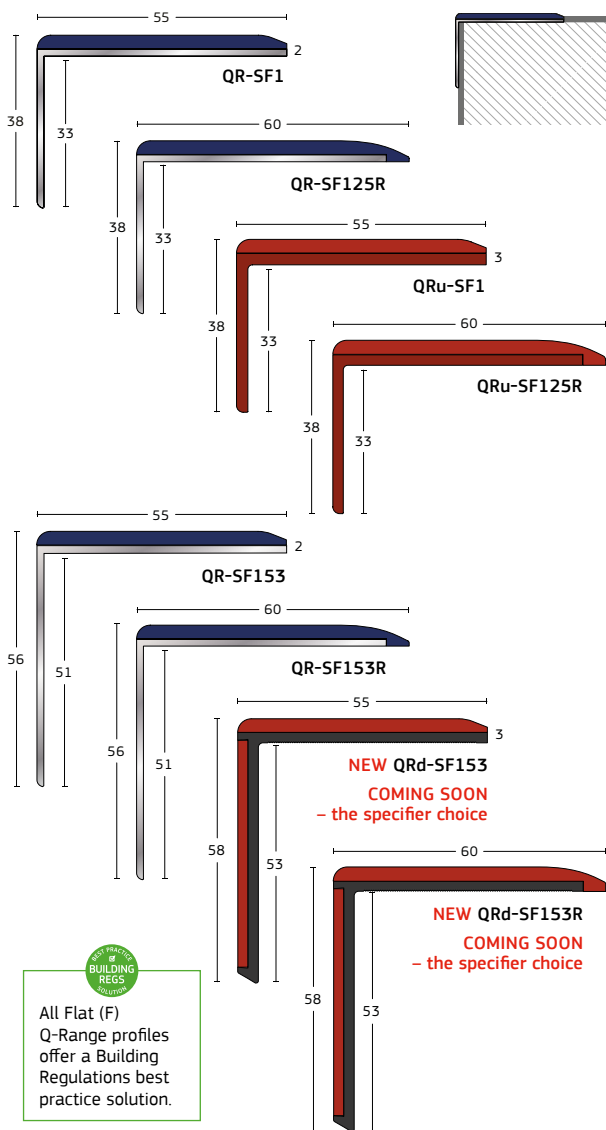
- » Step Templating and Stair Nosing fabrication service, see p32.
- » Express sample request service.
- » Technical advice on product selection and best practice fitting guidelines, call **+44 (0) 161 627 4222** or try one of these:



quantumflooring.co.uk
for PDF drawings,
Solution Finder and more.



Download the FREE
Quantum Flooring Solutions
app for Android and iOS.



BOOK A FREE MEASURE: 0161 627 4222

AVAILABLE CUT & DRILLED: Yes

GUAGE: Floorcovering between 0-3.5 mm

PROFILE / RISER MATERIAL:  Aluminium  uPVC  uPVC

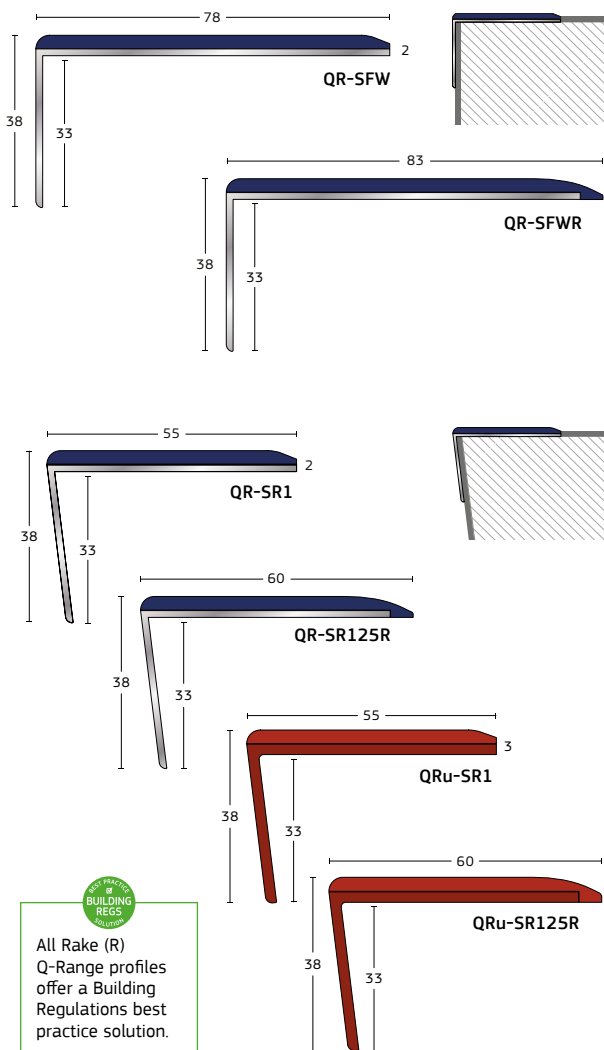
PROFILE / RISER FINISH: Satin Anodised

COLOUR RANGE: p54-55

SUSTAINABILITY: p5

WARRANTY: 10 years (available on request)

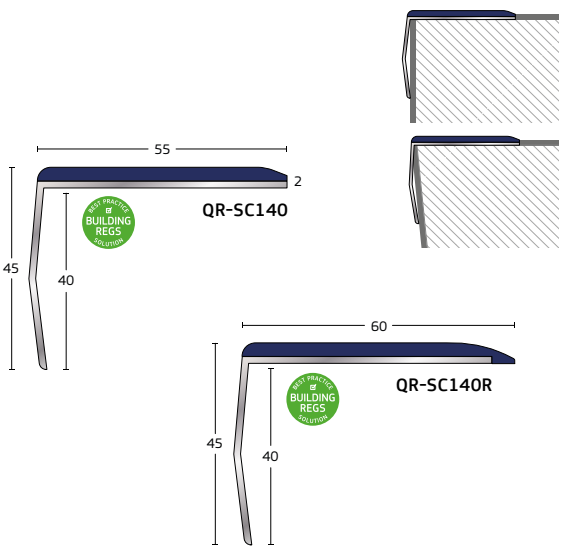
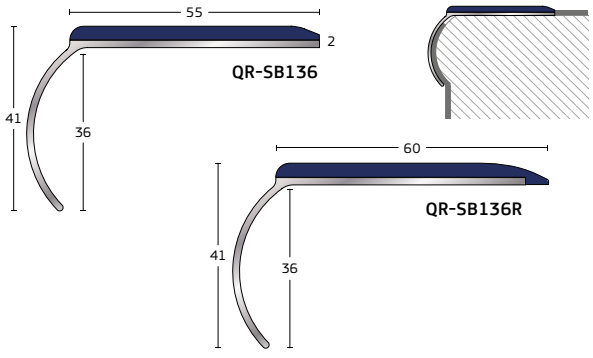
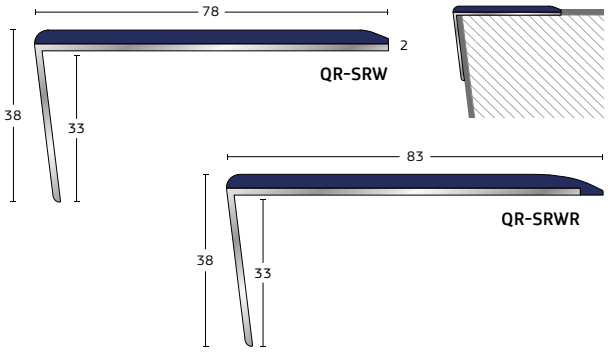
Q-RANGE STAIR NOSING



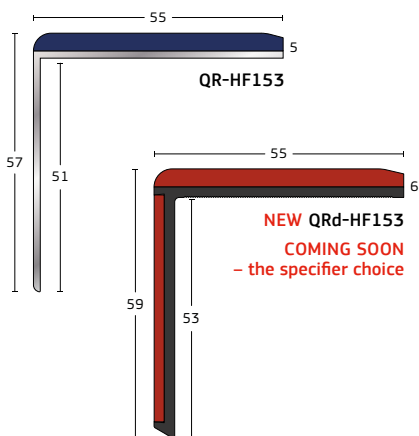
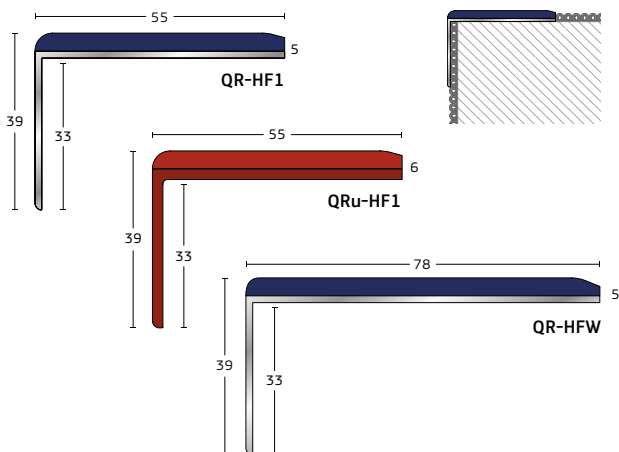
**BEST PRACTICE
of
BUILDING
REGS
SOLUTION**

All Rake (R)
Q-Range profiles
offer a Building
Regulations best
practice solution.

BOOK A FREE MEASURE:	0161 627 4222
AVAILABLE CUT & DRILLED:	Yes
GAUGE:	Floorcovering between 0–3.5 mm
PROFILE / RISER MATERIAL:	Aluminium ● uPVC
PROFILE / RISER FINISH:	Satin Anodised
COLOUR RANGE:	p54–55
SUSTAINABILITY:	p5
WARRANTY:	10 years (available on request)



Q-RANGE STAIR NOSING



All Flat (F) & Rake (R) Q-Range profiles offer a Building Regulations best practice solution.

BOOK A FREE MEASURE: 0161 627 4222

AVAILABLE CUT & DRILLED: Yes

GAUGE: Floorcovering between 4–7 mm

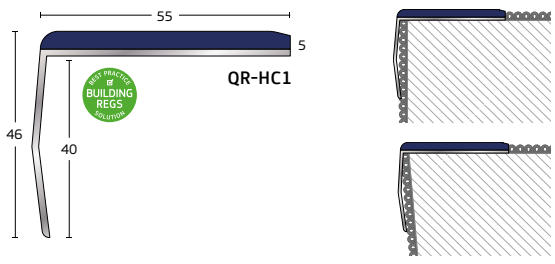
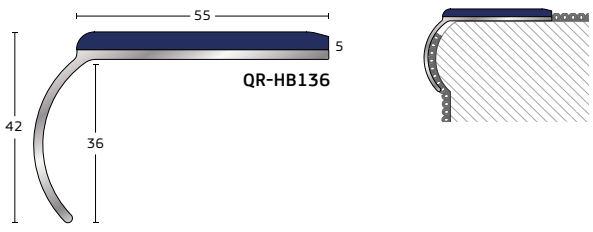
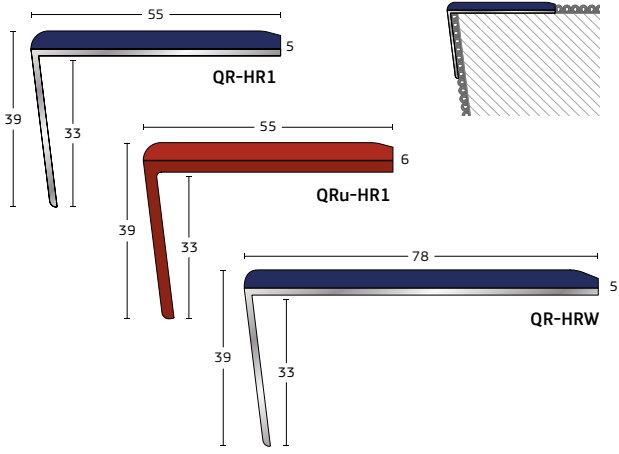
PROFILE / RISER MATERIAL:  Aluminium  uPVC  uPVC

PROFILE / RISER FINISH: Satin Anodised

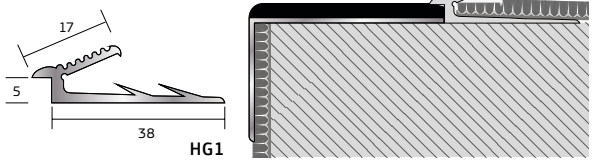
COLOUR RANGE: p54–55

SUSTAINABILITY: p5


WARRANTY: 10 years (available on request)



NAP TRIM



S-RANGE STAIR NOSING



THE SLENDERLINE RANGE

Durable aluminium Stair Nosings designed for use in a wide range of commercial and industrial applications where slim gauge floorcoverings such as vinyl or lino are specified. Benefits include:

- » Lipped and ramped back profiles are safety features which reduce the risk of tripping
- » Secret Fixing installation available
- » Wide colour range

Q-FIX NOW AVAILABLE

A single solution for fitting Quantum Stair Nosings



SUPPORT & TECHNICAL ADVICE

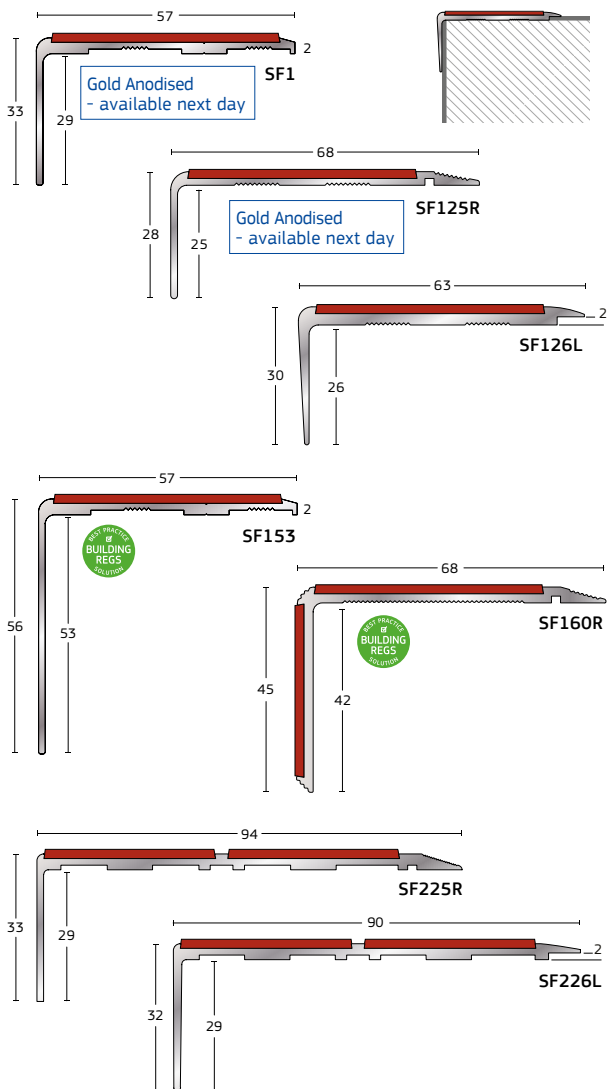
- » Step Templating and Stair Nosing fabrication service, see p32.
- » Express sample request service.
- » Technical advice on product selection and best practice fitting guidelines, call **+44 (0) 161 627 4222** or try one of these:



quantumflooring.co.uk
for PDF drawings,
Solution Finder and more.



Download the FREE
Quantum Flooring Solutions
app for Android and iOS.



BOOK A FREE MEASURE: 0161 627 4222

AVAILABLE CUT & DRILLED: Yes

GUAGE: Floorcovering between 0-3.5 mm

CHANNEL MATERIAL:  Aluminium

CHANNEL FINISH: Mill finished. Also available in:

 Quicksilver

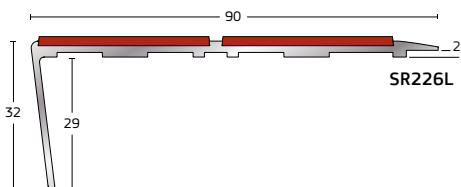
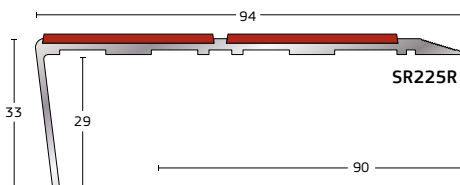
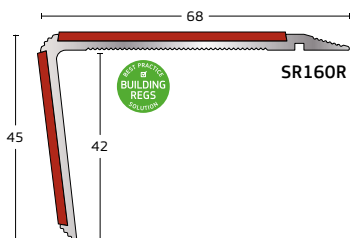
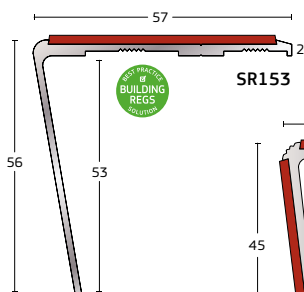
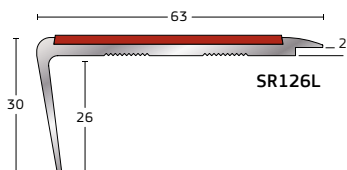
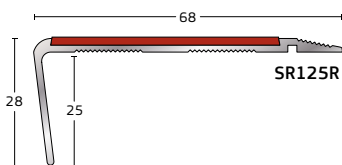
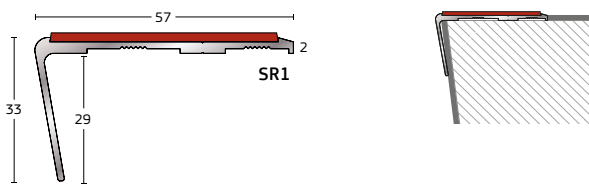
 Gold Anodised

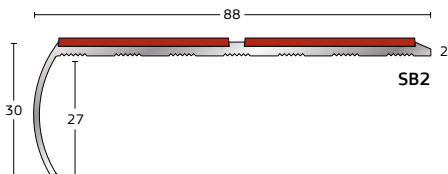
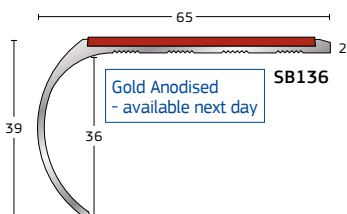
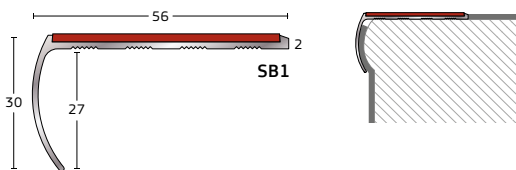
COLOUR RANGE: p54-55

SUSTAINABILITY: p5

WARRANTY: 10 years (available on request)

S-RANGE STAIR NOSING





BOOK A FREE MEASURE: 0161 627 4222

AVAILABLE CUT & DRILLED: Yes

GAUGE: Floorcovering between 0–3.5 mm

CHANNEL MATERIAL:  Aluminium

CHANNEL FINISH: Mill finished. Also available in:

 Quicksilver


 Gold Anodised

COLOUR RANGE: p54–55

SUSTAINABILITY: p5

WARRANTY: 10 years (available on request)

H-RANGE STAIR NOSING



THE HEAVY DUTY RANGE

Offering a thicker gauge, the H-Range of Stair Nosings is available with durable aluminium and PVC carrier channel options. Suitable in most commercial and public applications. The thicker gauge enables them to be fitted with a wide variety of textured floorcoverings, such as carpet and carpet tiles. Benefits include:

- » Suitable for thick floorcovering
- » Secret Fixing installation available
- » Highly durable

Q-FIX NOW AVAILABLE

A single solution for fitting Quantum Stair Nosings



SUPPORT & TECHNICAL ADVICE

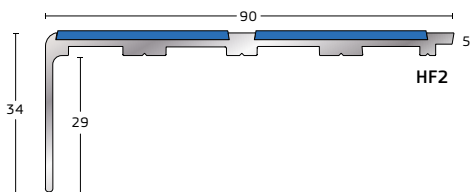
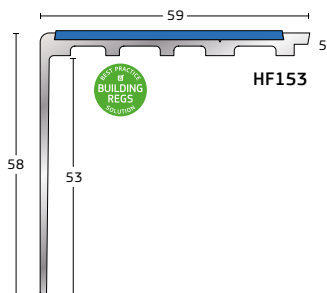
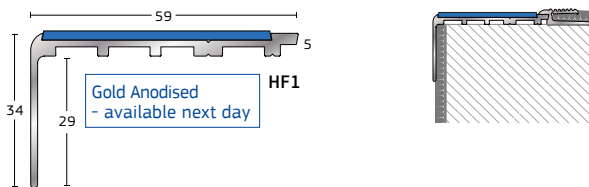
- » Step Templating and Stair Nosing fabrication service, see p32.
- » Express sample request service.
- » Technical advice on product selection and best practice fitting guidelines, call **+44 (0) 161 627 4222** or try one of these:



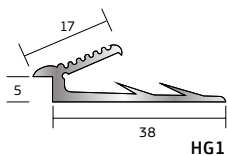
quantumflooring.co.uk
for PDF drawings,
Solution Finder and more.



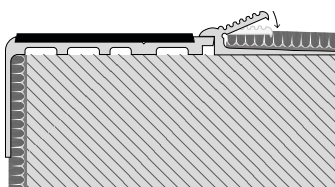
Download the FREE
Quantum Flooring Solutions
app for Android and iOS.



NAP TRIM



Gold Anodised
- available next day



BOOK A FREE MEASURE: 0161 627 4222

AVAILABLE CUT & DRILLED: Yes

GUAGE: Floorcovering between 4–9 mm

CHANNEL MATERIAL:  Aluminium

CHANNEL FINISH: Mill finished. Also available in:

 Quicksilver

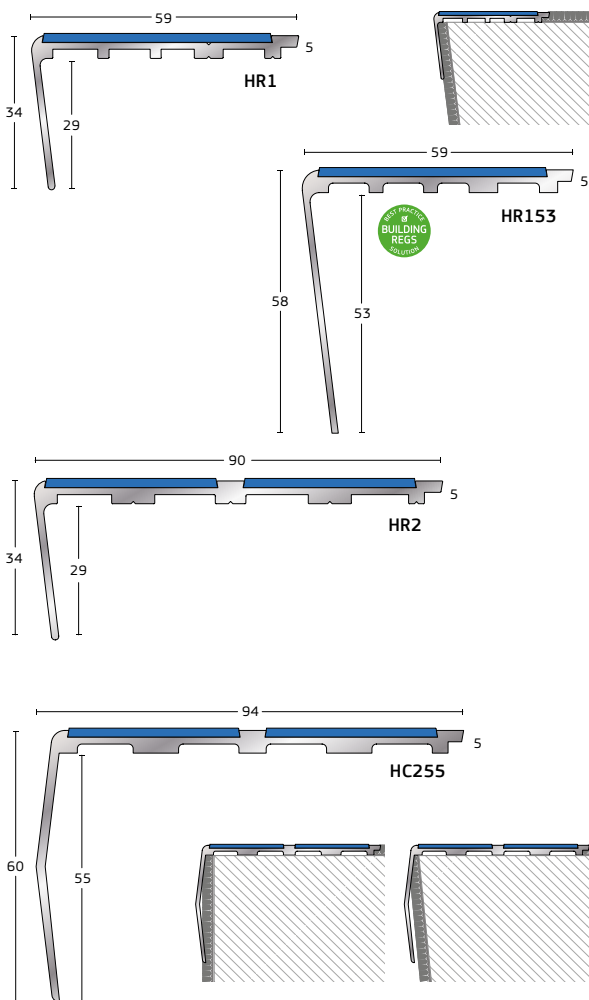
 Gold Anodised

COLOUR RANGE: p54–55

SUSTAINABILITY: p5

WARRANTY: 10 years (available on request)

H-RANGE STAIR NOSING





BOOK A FREE MEASURE: 0161 627 4222

AVAILABLE CUT & DRILLED: Yes

GAUGE: Floorcovering between 4–9 mm

CHANNEL MATERIAL:  Aluminium  uPVC

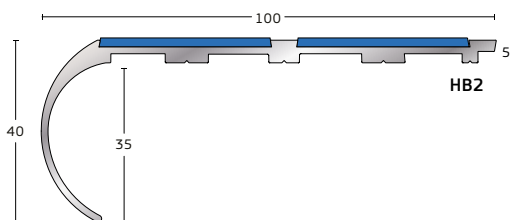
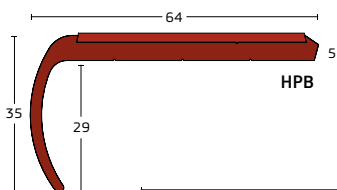
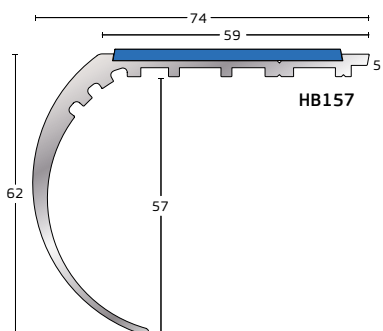
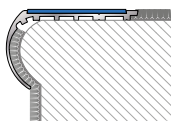
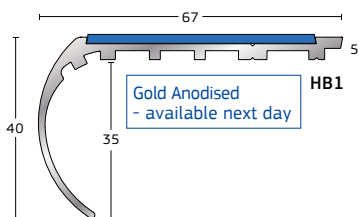
CHANNEL FINISH: Mill finished. Also available in:

 Quicksilver  Gold Anodised

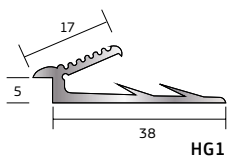
COLOUR RANGE: p54–55

SUSTAINABILITY: p5

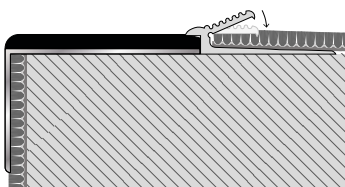
WARRANTY: 10 years (available on request)



NAP TRIM



Gold Anodised
- available next day



Z-RANGE STAIR NOSING



THE BEST VALUE RANGE

This special range of aluminium Stair Nosings comprises a selection of popular cost effective profiles for a wide range of commercial and public applications. This range has been developed to respond to the demand for a best value solution for a competitive market place.

- » Priced to give good value
- » Secret Fixing installation available

Q-FIX NOW AVAILABLE

A single solution for fitting Quantum Stair Nosings



SUPPORT & TECHNICAL ADVICE

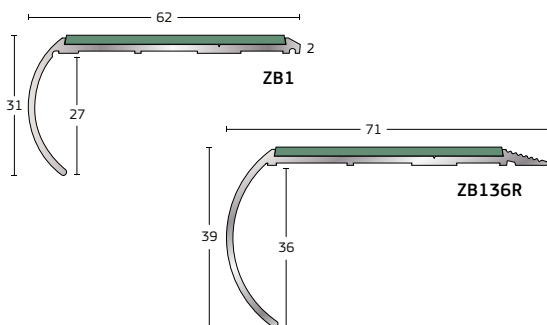
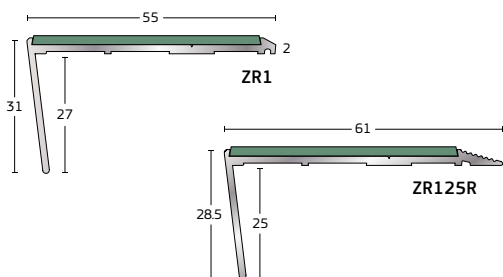
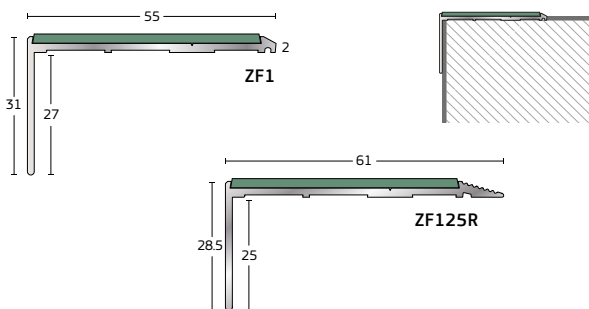
- » Step Templating and Stair Nosing fabrication service, see p32.
- » Express sample request service.
- » Technical advice on product selection and best practice fitting guidelines, call **+44 (0) 161 627 4222** or try one of these:



quantumflooring.co.uk
for PDF drawings,
Solution Finder and more.



Download the FREE
Quantum Flooring Solutions
app for Android and iOS.



BOOK A FREE MEASURE: 0161 627 4222

AVAILABLE CUT & DRILLED: Yes

GUAGE: Floorcovering between 0–3.5 mm

CHANNEL MATERIAL:  Aluminium

CHANNEL FINISH: Mill finished. Also available in:

 Quicksilver

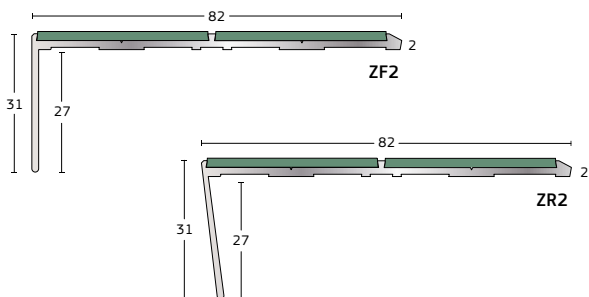
 Gold Anodised

COLOUR RANGE: p54–55

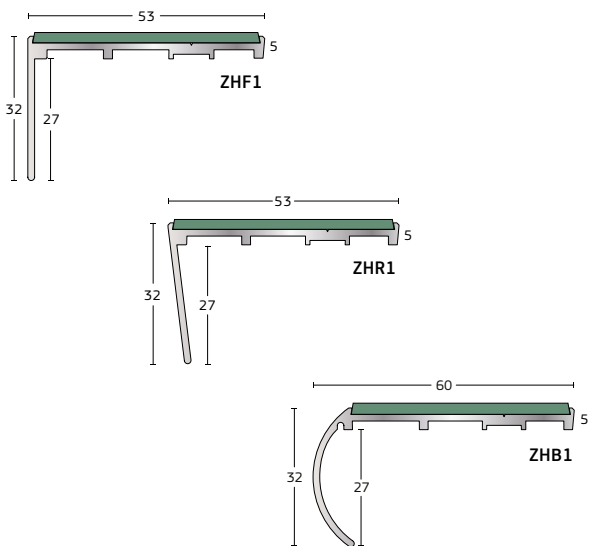
SUSTAINABILITY: p5

WARRANTY: 10 years (available on request)

Z-RANGE STAIR NOSING



GAUGE: Floorcovering between 0–3.5 mm



BOOK A FREE MEASURE: 0161 627 4222

AVAILABLE CUT & DRILLED: Yes

GAUGE: Floorcovering between 4–7 mm

CHANNEL MATERIAL:  Aluminium

CHANNEL FINISH: Mill finished. Also available in:

 Quicksilver

 Gold Anodised

COLOUR RANGE: p54–55

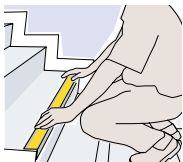
SUSTAINABILITY: p5

WARRANTY: 10 years (available on request)

Q-FIX STAIR NOSING FITTING

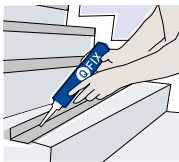


A single solution for fitting Quantum Stair Nosings.



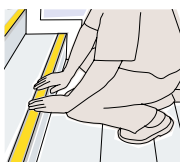
1

When on-site, check step measurements with cut Stair Nosing supplied. Trim if required. Ensure that the step is sound, clean and free of contaminants and loose materials.



2

Apply Q-FIX adhesive to the underside of the profile in a 5 mm wide bead beginning 5 mm in from the outer edge of the profile. Apply the next 5 mm bead of adhesive approx. down the middle of the profile (see FIG. 1 & 2).



3

Turn the nosing over and place the leading edge slightly over the edge of the step. Simultaneously slide the nosing down and in to position so that the adhesive is distributed from front to back as it goes into place.



4

Allow 1 hour after fixing before opening the area to traffic. It is the contractor's responsibility to check the bond is secure before opening the area to traffic.

X Q-FIX should not be used on surfaces contaminated by bitumen.

Not suitable for use in continuous submersion in water.

Q-FIX will not bond Polyethylene, Polypropylene, Teflon, wax & neoprene.

For further application or technical advice please contact +44 (0) 161 627 4222 or email technical@quantum-ps.co.uk.

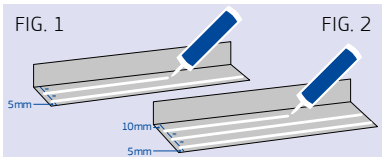


FIG. 1

If the profile is Single Channel, two adhesive beads will be sufficient.

FIG. 2

If the profile is Double Channel, a further bead of adhesive will be required, 10mm from the inside edge.

PREPARATION: Cut nozzle to form a 5 mm opening.

SERVICE TEMP: -40°C to +90°C

COVERAGE: (approx. per C20 cartridge) 14 m of 5mm Ø bead.

CLEANING: When wet = white spirit.

When dry = mechanical removal e.g. cut, scrape, sand.

IMPORTANT: Before using Q-FIX refer to the relevant Health & Safety Data Sheet, available at quantumflooring.co.uk.

If medical advice is needed, have a product container or label at hand. Keep out of reach of children. Wear protective gloves & eye/face protection.

Contains: N-[3-(Trimethoxysilyl)-1, 2-ethanediamine & 1,2-Ethanediamine, N-[3-(dimethoxymethylsilyl)propyl] & Diocetylbinis(acetylacetonate). May produce an allergic reaction.

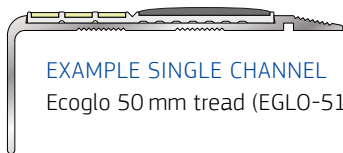
ECOGLO STAIR NOSING TREAD

PRODUCT	37 mm (db channel)	50 mm (sg channel)
 SLIP RESISTANT PHOTO-LUMINESCENT & BLACK	EGLO-31	EGLO-51
 SLIP RESISTANT PHOTO-LUMINESCENT & YELLOW	EGLO-32	EGLO-52
 SLIP RESISTANT BLACK	EGLO-33	EGLO-53
 SLIP RESISTANT YELLOW	EGLO-34	EGLO-54
 SLIP RESISTANT PHOTOLUMINESCENT	EGLO-35	EGLO-55

Extra Ecoglo colours now available, call 0161 627 4222 for details.

Ecoglo is only available in cuts (max. 3 m cuts). For secret fixing when ordering please state the Stair Nosing profile that you require along with the Ecoglo tread code¹.

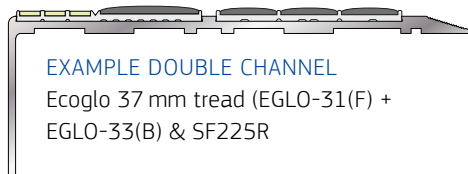
50 mm (EGLO-5x) tread is for use with single channel Stair Nosing in the H & S-Ranges e.g. SF1 EGLO-51.



EXAMPLE SINGLE CHANNEL

Ecoglo 50 mm tread (EGLO-51) & SF125R

Double channel Stair Nosings in the S, H and Z-Ranges require 2x 37 mm treads, please state which tread is required for each channel (F) for front (B) for back e.g. HF2 EGLO-31 (F) EGLO-33 (B).



EXAMPLE DOUBLE CHANNEL

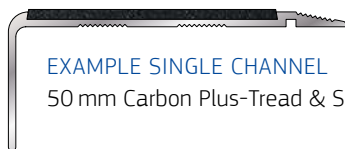
Ecoglo 37 mm tread (EGLO-31(F) + EGLO-33(B) & SF225R

¹ Ecoglo comes as separate infill as standard. N.B. Ecoglo requires external adhesive tape for tread. Ecoglo is not available on Q-Range Stair Nosings. Colours shown here are for guide purposes only and are as accurate as the printing process allows. Always request a sample for exact colour match.

PLUS-TREAD STAIR NOSING TREAD

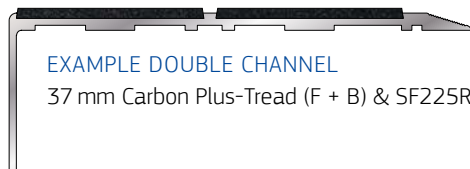
PRODUCT	LRV (Light Reflectance Value)	37 mm (db channel)	50 mm (sg channel)
 CARBON PLUS-TREAD	5	37 mm Carbon	50 mm Carbon
 RUBY PLUS-TREAD	9	37 mm Ruby	50 mm Ruby
 AQUA PLUS-TREAD	22	37 mm Aqua	50 mm Aqua
 PLATINUM PLUS-TREAD	27	37 mm Platinum	50 mm Platinum
 SAND PLUS-TREAD	41	37 mm Sand	50 mm Sand
 HORNET PLUS-TREAD	47	37 mm Hornet	50 mm Hornet

50 mm Plus-Tread is for use with single channel Stair Nosing in the H & S-Range.



EXAMPLE SINGLE CHANNEL
50 mm Carbon Plus-Tread & SF125R

Double channel Stair Nosings in the S, H and Z-Ranges require 2x 37 mm treads, please state which tread is required for each channel (F) for front (B) for back.



EXAMPLE DOUBLE CHANNEL
37 mm Carbon Plus-Tread (F + B) & SF225R

N.B. Plus-Tread requires external adhesive tape for tread.
Plus-Tread is not available on Q-Range Stair Nosings.
Colours shown here are for guide purposes only and are as accurate as the printing process allows. Always request a sample for exact colour match.

STANDARD STAIR NOSING TREAD

Stair Nosing channels are available pre-taped and drilled/undrilled, with PVC tread material separate in 20 m coils.

Order channel code with loose tread separate (e.g. SF1 unfilled plus IN50 black tread).

Available in all colours, see page p54 'Standard Tread'.

INTERNAL USE – PVC Tread (2.5 mm thick)

CODE	CHANNEL	WIDTH	LENGTH
IN38	Double (x2)	38 mm	20 m coil
IN50	Single (Std)	50 mm	20 m coil

i

Quantum Profile Systems Ltd does not endorse the use of any other manufacturers adhesive tape from any source for use with their Stair Nosing infill treads.

ADHESIVE TAPE FOR TREAD

INTERNAL USE

CODE	CHANNEL	WIDTH	LENGTH
QT100/35	Double (x2)	35 mm	100 m roll
QT100/48	Single (Std)	48 mm	100 m roll

EXTERNAL USE

CODE	CHANNEL	WIDTH	LENGTH
QET50/35	Double (x2)	35 mm	50 m roll
QET50/48	Single (Std)	48 mm	50 m roll

GENERAL PURPOSE CONTACT TAPES

CODE	WIDTH	LENGTH
QT50/15	15 mm	50 m roll
QT50/25	25 mm	50 m roll
QT50/55	55 mm	50 m roll
QT50/85	85 mm	50 m roll

Q-FIX STAIR NOSING ADHESIVE

A single solution for fitting Quantum Flooring Solutions stair nosings.

NO OTHER STAIR NOSING ADHESIVE IS BETTER.

WHY CHOOSE Q-FIX?

- » Trusted brand
- » A single solution for your Stair Nosing
- » 10-year bond & Stair Nosing guarantees available
- » Suitable for use with all Quantum Stair Nosing
- » No more screws & plugs
- » Save time & reduce cost
- » Suitable for internal or external use



ALSO SUITABLE FOR:

- » Carpet Gripper
- » Cladding
- » Trims & Thresholds
- » Skirting
- » Fascias
- » Door Bars
- » PVC Trims & Profiles
- » And many, many more applications

What is the best thing you have stuck with Q-FIX adhesive?

WIN

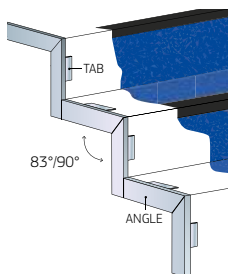
Tweet @QuantumFlooring with photos of projects where you have used Q-FIX to be in with a chance to win 2x hospitality tickets to Man Utd for the 2020/21 season*.

STAIR EDGING TRIMS

Also known as 'angles' stair edging trims are essential in providing a safe and aesthetically pleasing finish to the sides of steps on open string stairs.

Available in Aluminium or uPVC in pre-formed angles* of 90° for straight steps and 83° for rake back steps. Installed using positioning tabs (supplied) that can accommodate the relevant thickness of the floorcovering on the stair by inverting the tab.

Trims are also available in longer lengths, for installation on landings.



* standard size 360x 360 mm

ANGLE PROFILES	UTA Aluminium 	TAB	 TAB for floorcovering gauge 0-4mm TAB inverted for floorcovering gauge 4-9mm	ANGLE OPTIONS	Boxes 20 x 90° angles ✓ FOR FLAT FRONT
	UTP uPVC 		 One reversible tab for both Heavy Duty & Slenderline Nosings		Boxes 20 x 83° angles ✓ FOR RAKE BACK
					Single angles ✓ Stock Lengths 2.75 m ✓

STAIR NOSING FABRICATION

MITRED STAIR NOSINGS





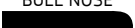

CURVED STAIR NOSINGS



TREADSTEPS

Integrated step inserts for slip resistant, hard wearing, easy clean tread zones when set into terrazzo, granolithic, marble, wood or concrete stair cases, ramps and floors. Manufactured from a 6 or 8 mm thick rubber composite. Available in Black or Grey, 2.7 m stock lengths or cuts.



SHAPE	WIDTH (in mm)					
	13	25	38	50	63	75
STRAIGHT 	LL13	LL25	LL38	LL50	LL63	LL75
SLANTED 	-	SS25	SS38	SS50	SS63	SS75
BULL NOSE 	-	BB25	BB38	BB50	BB63	BB75
DISC 	-	DC25	DC38	DC50	-	-

STAIR NOSING FINISHING

STANDARD
– Mill finish



SATIN ANODISED FINISH
– Standard Q-Range



QUICKSILVER
– Polished finish




GOLD ANODISED
– Brass effect finish



BESPOKE FINISHES
(subject to minimum order quantities)



FLEXIBLE PVC STAIR NOSING



THE FLEXIBLE PVC RANGE

This selection of Flexible PVC profiles can be used when a quick and/or temporary fitting of a Stair Nosing is required. They are supplied pre-boxed and are easily cut and trimmed on-site where they can be fitted without waiting for fully cut and drilled measured Stair Nosings. Benefits include:

- » Can be curved around gentle radii without templating
- » Priced to give good value
- » Rake backed Stair Nosings will also accommodate flat steps

Q-FIX NOW AVAILABLE

A single solution for fitting Quantum Stair Nosings



SUPPORT & TECHNICAL ADVICE

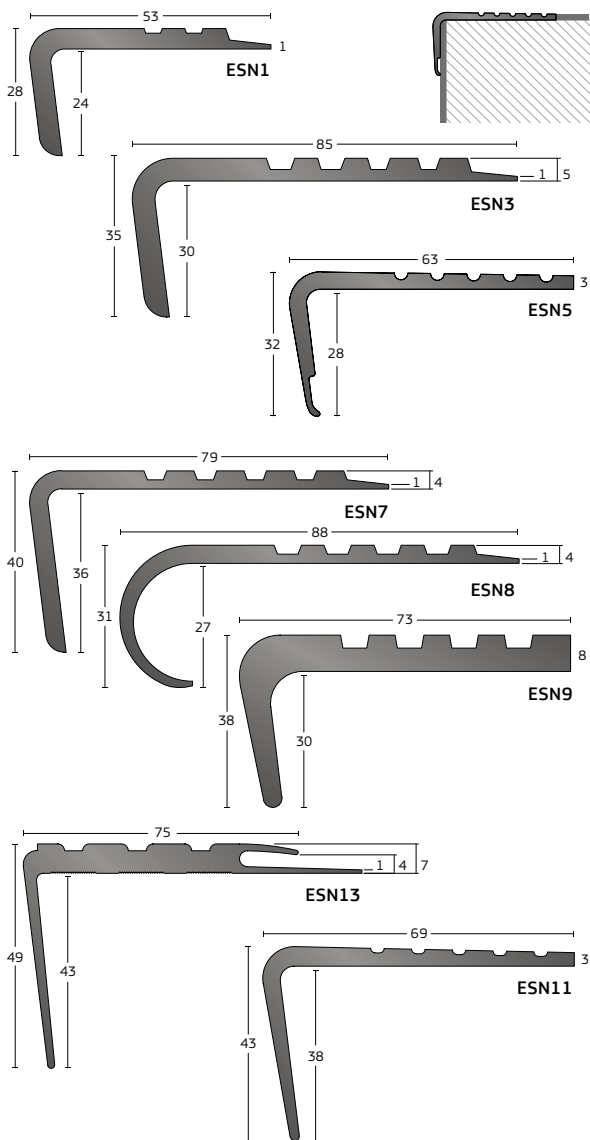
- » Step Templating and Stair Nosing fabrication service, see p32.
- » Express sample request service.
- » Technical advice on product selection and best practice fitting guidelines, call **+44 (0) 161 627 4222** or try one of these:



quantumflooring.co.uk
for PDF drawings,
Solution Finder and more.



Download the FREE
Quantum Flooring Solutions
app for Android and iOS.



BOOK A FREE MEASURE: No

AVAILABLE CUT & DRILLED: No

GAUGE: Floorcovering between 1–9 mm

CHANNEL MATERIAL: ● Slip-resistant PVC.

CHANNEL FINISH: N/A

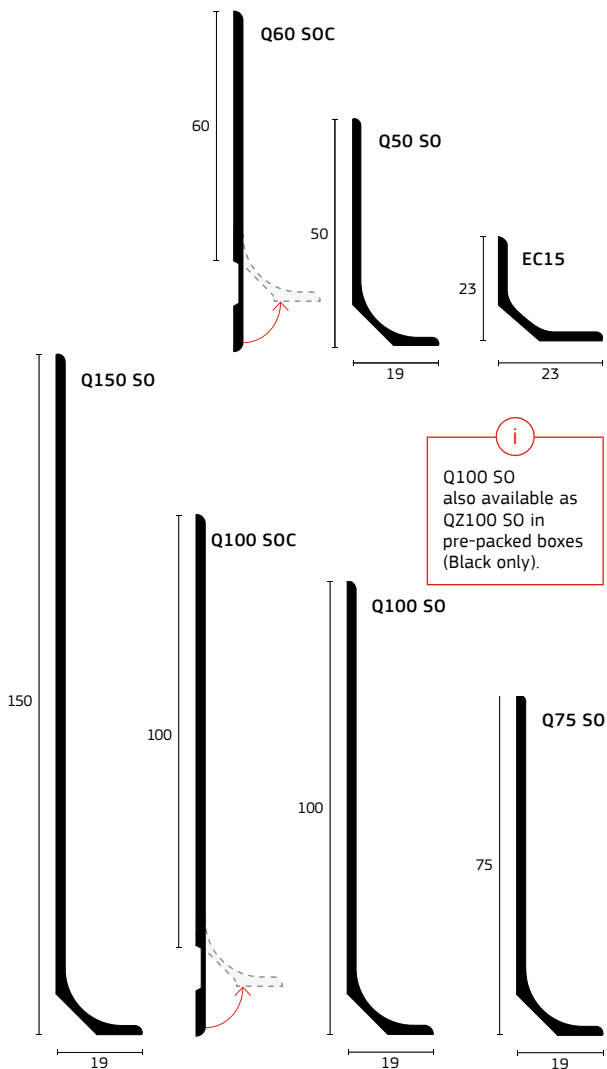
COLOUR RANGE: p54–55

SUSTAINABILITY: p5

WARRANTY: N/A

ACCESSORIES

FLEXIBLE PVC SIT-ON SKIRTINGS



FITTING METHOD: Contact adhesive or manufacturers recommended adhesive including tapes

MATERIAL: ● PVC

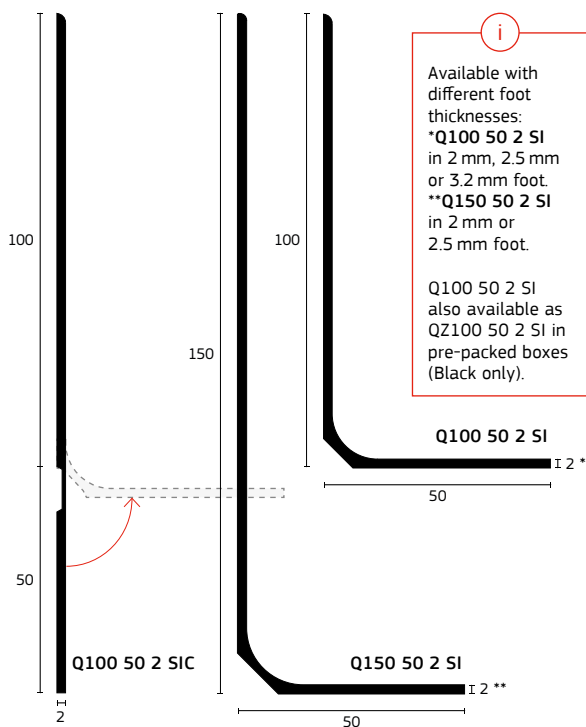
COLOUR RANGE: p54-55

SUSTAINABILITY: p5

USE WITH: Resilient floorcoverings

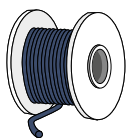
All 2D images are not to scale, dimensions in mm.
Products subject to minor design alterations from time to time.

FLEXIBLE PVC SET-IN SKIRTINGS



WELD ROD

Available Weld Rod colours to match PVC skirting colours (see p54). 4 mm PVC Weld Rod is available in 80 m coils for use with set-in skirtings.



Other Weldrod colours available, call 0161 627 4222 for colour and order quantity information.

FITTING METHOD: Contact adhesive or manufacturers recommended adhesive including tapes

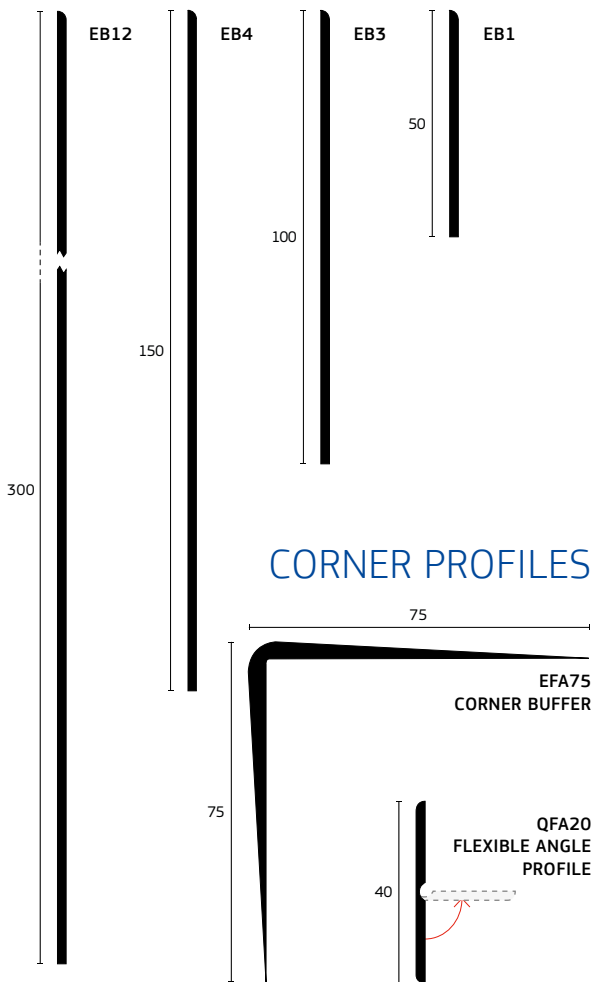
MATERIAL: ● PVC

COLOUR RANGE: p54-55

SUSTAINABILITY: p5

USE WITH: Resilient floorcoverings

FLAT SKIRTINGS & BUFFER STRIPS



PLEASE NOTE: Corner Profiles' use as a Stair Nosing is not recommended.

FITTING METHOD: Contact adhesive or manufacturers recommended adhesive including tapes

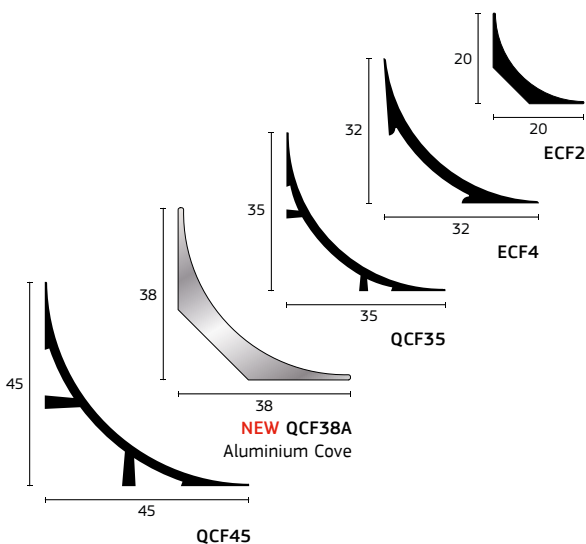
MATERIAL: ● PVC

COLOUR RANGE: p54-55

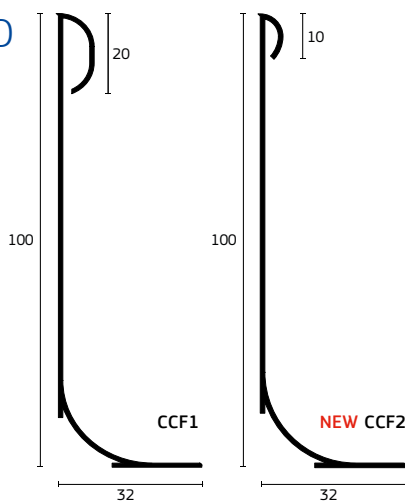
SUSTAINABILITY: p5

USE WITH: Resilient floorcoverings

COVE FORMERS



COMBINED COVE FORMER & CAPPING STRIPS



FITTING METHOD: Contact adhesive or manufacturers recommended adhesive including tapes

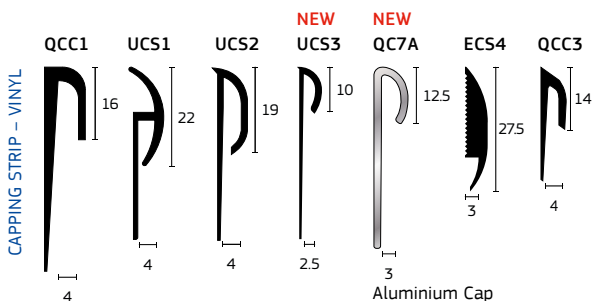
MATERIAL: ● Flexible products – PVC ● Rigid products – uPVC
 ● Aluminium

COLOUR RANGE: p54–55

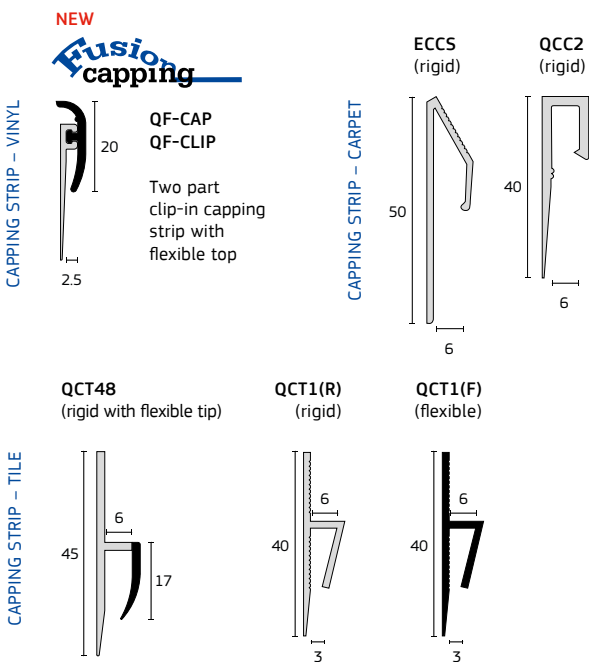
SUSTAINABILITY: p5

USE WITH: Resilient floorcoverings

CAPPING STRIPS



i UCS2 available in 2 m lengths or 25 m coils.



FITTING METHOD: Contact adhesive or manufacturers recommended adhesive including tapes

MATERIAL: ● Flexible products – PVC ● Rigid products – uPVC
● Aluminium

COLOUR RANGE: p54–55

SUSTAINABILITY: p5

USE WITH: Resilient or soft floorcoverings / carpet

FLOORMITRES

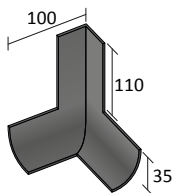
The Internal (CCFM1) and External (CCFM2) Floormitres from Quantum Flooring Solutions are designed to make the fitting of vinyl around corners easier, quicker and smoother.

This unique flexible cove moulding creates a perfect uniform finish every time.*

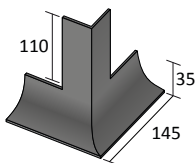
- » Eliminates creases and kinks
- » Promotes uniformity
- » Reduces fitting times

The preformed seamless Floormitre can be used with capping or diminishing strip at either 100 or 150 mm construction industry standard heights.


* UK Patent number GB2504485



CCFM1

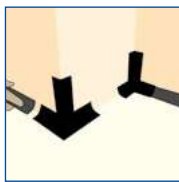


CCFM2



1

Install the preformed seamless Internal and External Floormitres.



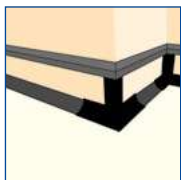
2

Install Quantum Flooring Solutions Cove Former to the Floormitres.



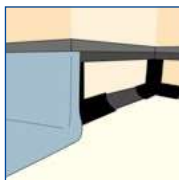
3

Install Quantum Flooring Solutions' Capping or Diminishing Strip overlapping the Floormitres at the external and internal points.



4

Prepared Floormitres are ready for the installation of vinyl.

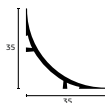


5

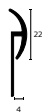
Complete vinyl with smooth radius and support for the external and internal corners.

i

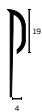
REMEMBER to specify your Floormitres with:



QCF35



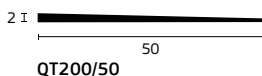
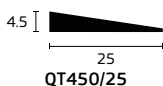
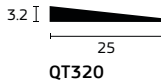
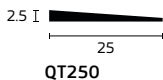
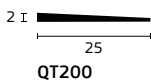
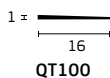
(Z)UCS1



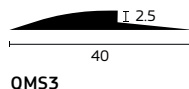
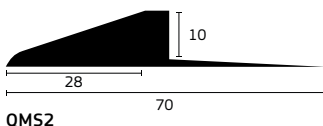
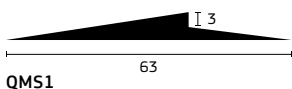
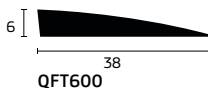
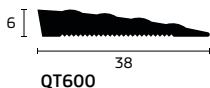
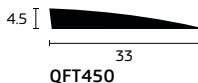


UCS2

TRANSITIONS
& ENTRANCE
MATTING

FLEXIBLE PVC BEVEL STRIPS



FLEXIBLE PVC RAMP TRIMS



i
Flexible PVC
Transition profiles
are curvable on-
site up to 500mm.

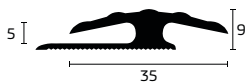
FITTING METHOD: Contact adhesive or manufacturers recommended adhesive including tapes

MATERIAL: ● PVC

SUSTAINABILITY: p5

USE WITH: Resilient or soft floorcoverings

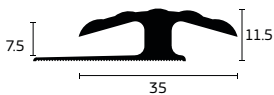
FLOOR TRIMS



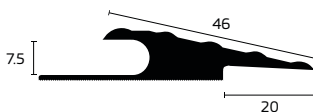
QD35/5



QR40/5





QD35/7.5



QR46/7.5

SHOWER THRESHOLD

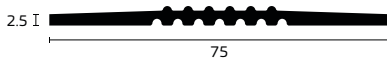


QTR10

COVER JOINTS

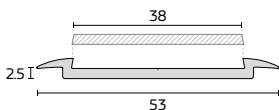
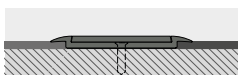


QCJ50

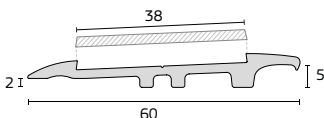


QCJ75

DEMENTIA FRIENDLY TRANSITIONS



QTP38T (pre-drilled)
Cover Joint with infill strip*

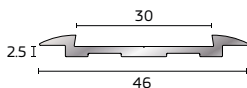
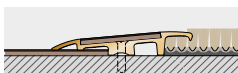


QTP38R (pre-drilled)
Cover Joint with infill strip*

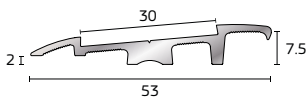
i For colour options see p54–55. **Base** = Stair Nosing "uPVC Channel".
Tread insert = Stair Nosing "Standard Tread".

*Tread infill strip needs to be ordered separately.

LVT TRANSITIONS**



QLVT30T (pre-drilled)
Trim for LVT



QLVT30R (pre-drilled)
Trim for LVT

i QLVT30T & QLVT30R come taped and drilled as standard for easy on-site fitting. Also available untaped.

Both profiles take a 30 mm LVT finishing strip.

FITTING METHOD: Contact adhesive or manufacturers recommended adhesive including tapes

MATERIAL: ● uPVC ● Aluminium

DEMENTIA FRIENDLY TRANSITIONS COLOUR RANGE: p54–55
(Base = uPVC Channel / Insert = Std Tread)

****LVT TRANSITIONS FINISHES:** ● Gold Anodised ● Silver Anodised ● Satin Etched

SUSTAINABILITY: p5

USE WITH: Resilient or soft floorcoverings

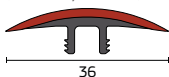
FLOOR TRIMS: TOPCLIP



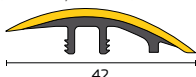
- » Now available in 24 colours
- » Multiple height combinations
- » A matt, modern finish
- » Greater durability in commercial applications

TOPS **NEW & IMPROVED**

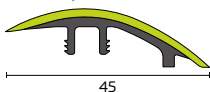
QTC36T 36 mm Top Click Trim
(formerly QTL36)



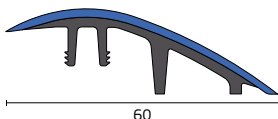
QTC42R 42 mm Top Click Ramp
(formerly QTR42)



QTC45R 45 mm Top Click Ramp
(formerly QTR45)



QTC60R 60 mm Top Click Ramp
COMING SOON



Tops now available in most Stair Nosing Standard Tread colours.***

BASES – uPVC (pre-drilled)

QVB1



QVB2



QVB3



QVB4



TopClip Transition profiles with uPVC bases (QVB1, QVB2, QVB3 or QVB4) can be curved on-site down to a radius of approximately 750 mm depending on site conditions.

BASES – ALUMINIUM (pre-drilled)

QAB1



QAB2

(punched or unpunched)



FITTING METHOD: Contact adhesive or manufacturers recommended adhesive including tapes

MATERIAL: ● uPVC ● uPVC

● QAB1 & QAB2 – Aluminium

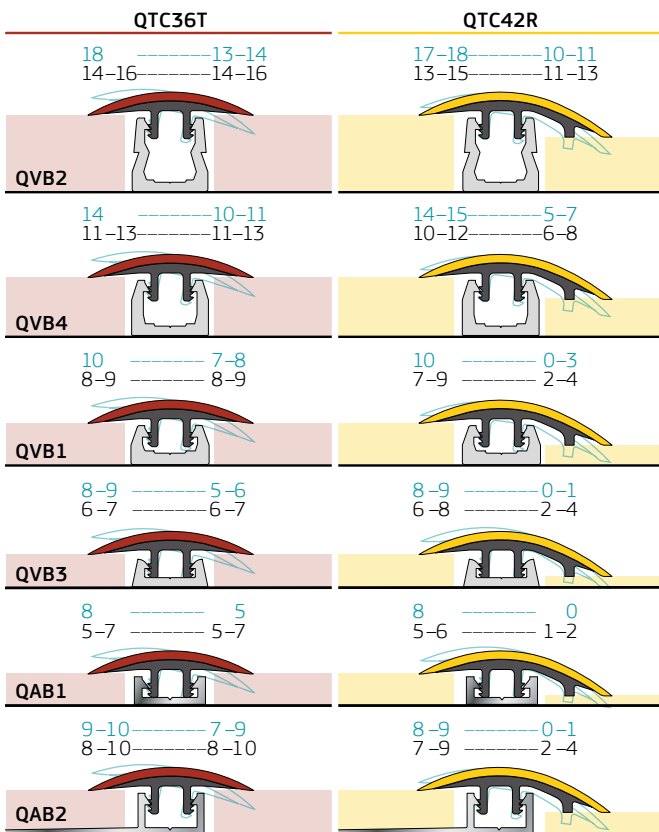
COLOUR RANGE: p54-55

SUSTAINABILITY: p5

USE WITH: Resilient or soft floorcoverings

***TopClip not available in Photoluminescent. Some profile/colour combinations are subject to minimum order quantity. Please check prior to order.

NEW & IMPROVED TOPS & BASES PRODUCT COMBINATIONS



BENEFITS

» Larger range of colours

● 6 Claret	● 13 Poppy	● 51 Ivory
● 6 Black	● 15 Flint	● 52 Sky
● 10 Rustic	● 16 Royal Blue	● 53 Lime
● 10 Peat	● 21 Fawn	● 56 Sun
● 11 Dark Blue	● 26 Light Grey	● 64 Mist NEW
● 11 Regency	● 30 Jade	● 67 Yellow
● 11 Spruce	● 33 Tangerine	● 77 Desert NEW
● 11 Granite	● 49 Polar Grey	● 81 White

» Achieve multiple heights with mix n match tops and bases

» Curvable on-site

» Self-levelling

QTC45R

17-18 ----- 7-8
15-17 ----- 8-10



14-15 ----- 2-3
12-14 ----- 4-6



12 ----- 0
10-12 ----- 0-2



10-11 ----- 0-1



8 ----- 0



10-11 ----- 0-1



QTC60R COMING SOON

n/a
15-19 ----- 3-7



n/a
14-16 ----- 0-3



n/a
n/a



n/a
n/a



n/a
n/a



n/a
n/a



TOPCLIP FITTING GUIDE

1. Screw the pre-drilled bases to the floor between two floorcoverings.
2. Position the tops, starting at one end, clip it into the base by tapping the top into the base using a rubber mallet.

TOPCLIP CURVING GUIDE

1. Fix the base: Mark out the curve on the sub-floor then screw fix or pin one end of the transition base to one end of the curve and carefully form it around the desired shape. Screw fix or pin at regular intervals to hold the curved base up to the end.

2. Clip in the top: Finish and trim the adjoining floorcoverings up to the edge of the base. Clip in the top, as above. Ensure the top covers the adjoining floorcoverings correctly, and is firmly in position so that it does not 'rock.'

i

For tight curves it can help if a hot air gun is used to gently blow hot air onto the portion to be curved. Care should be taken not to overheat the material as this can distort the profiles.

ENTRANCE MATTING

PROFILES

Quantum Grid Matting –
12 mm & 17 mm heights



CLOSED MATTING


Quantum Connect Matting –
10 mm & 17 mm heights



OPEN OR CLOSED MATTING




12 mm Grid with textile insert




10 mm Connect with textile insert



17 mm Grid with textile insert



17 mm Connect with textile insert




12 mm Grid with rubber insert



10 mm Connect with ribbed rubber



17 mm Grid with rubber insert



17 mm Connect with ribbed rubber

TEXTILE COLOURS / RUBBER BLACK ONLY (LRV 5)



Vulcan Black



Raven Black



Warm Black



Cornflower Blue



Hurricane Grey



Masala Brown



Bright Red



Anthracite



Taupe



Shark Grey

COLOUR RANGE: As above

SUSTAINABILITY: p5

USE WITH: Resilient or soft floorcoverings

WARRANTY: 5 years (available on request)

USE WITH: Matwells and/or resilient floorcoverings

ENTRANCE MATTING TILES



25 cm x 25 cm

ENTRANCE MATTING TILE



Quantum Entrance Matting Tiles provides a cost-effective high specification solution for all recessed matting applications.

The integral Lock-down assembly ensures the 50 cm / 25 cm square modules, remain safe and secure under the heaviest of traffic.

50 cm x 50 cm

ENTRANCE MATTING TILE

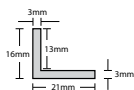


These tiles are a non-PVC polymer base, which is simple to cut and shape and the modules are all interchangeable to ensure even wear for maximum economy. This range is 100% recyclable.

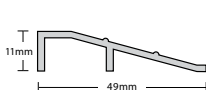
ENTRANCE MATTING FRAMES & MATWELLS

10 mm & 12 mm frames – recessed & ramped

AMF 163

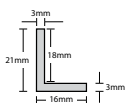


ARF 50

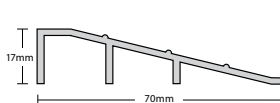


17 mm frames – recessed & ramped

AMF 213



ARF 70



QUICK REF GUIDE

Codes in brackets below
e.g. [EBS1] are the
former product codes.

STAIR NOSINGS

CODE	PAGE	CODE	PAGE
BB25, 38, 50, 63, 75	32	QR-SFW	11
DC25, 38, 50	32	QR-SFWR	11
ECOGLO	27	QR-SR1	11
ESN1	34	QR-SR125R	11
ESN3	34	QR-SRW	12
ESN5	34	QR-SRWR	12
ESN7	34	QRd-HF153 NEW	13
ESN8	34	QRd-SF153 NEW	10
ESN9	34	QRd-SF153R NEW	10
ESN11	34	QRu-HF1	13
ESN13	34	QRu-HR1	14
HB1	22	QRu-SF1	10
HB157	22	QRu-SF125R	10
HB2	22	QRu-SR1	11
HC255	21	QRu-SR125R	11
HF1	20	SB1	18
HF153	20	SB136	18
HF2	20	SB2	18
HG1	14, 20, 22	SF1	16
HPB	22	SF125R	16
HR1	21	SF126L	16
HR153	21	SF153	16
HR2	21	SF160R	16
IN38 & IN50	29	SF225R	16
LL13, 25, 38, 50, 63, 75	32	SF226L	16
PLUS-TREAD	28	SR1	17
QET50/35 .. /48	29	SR125R	17
Q-FIX	30	SR126L	17
QT50/15 .. /25 .. /55 .. /85	29	SR153	17
QT100/35, .. /48	29	SR160R	17
QR-HB136	14	SR225R	17
QR-HC1	14	SR226L	17
QR-HF1	13	SS25, 38, 50, 63, 75	32
QR-HF153	13	UTA & UTP	31
QR-HFW	13	ZB1	24
QR-HR1	14	ZB136R	24
QR-HRW	14	ZF1	24
QR-SB136	12	ZF125R	24
QR-SB136R	12	ZF2	25
QR-SC140	12	ZHB1	25
QR-SC140R	12	ZHF1	25
QR-SF1	10	ZHR1	25
QR-SF125R	10	ZR1	24
QR-SF153	10	ZR125R	24
QR-SF153R	10	ZR2	25

GUIDE TO PROFILE CODES

RANGE	SHAPE	CHANNELS	TREAD DETAIL
H= Heavy Duty	F= Flat Front	1	L= Lipped
QR= Q-Range	R= Rake Back	2	R= Ramp Back
S= Slenderline	B= Bull Nose		W= Wide
Z= Z-Range	C= Chevron		

QUICK REF GUIDE

Codes in brackets below e.g. [EBS1] are the former product codes.

ACCESSORIES

CODE	PAGE	CODE	PAGE
CCF1	39	Q100 50 3.2 SI [EC14 (3.2mm)]	37
CCF2 NEW	39	Q150 50 2 SI [EC8 (2mm)]	37
CCFM1 & CCFM2 (Floormitres)	41	Q150 50 2.5 SI [EC8 (2.5mm)]	37
EB1	38	QC7A NEW	40
EB3	38	QCC1	40
EB4	38	QCC2	40
EB12	38	QCC3	40
EC15	36	QCF35	39
ECCS	40	QCF38A NEW	39
ECF2	39	QCF45	39
ECF4	39	QCT1 (rigid or flexible)	40
ECS4	40	QCT48	40
EFA75	38	QFA20	38
FUSION CAP – QF-CAP NEW	40	QZ100 50 [ZEC5]	36
FUSION CLIP – QF-CLIP NEW	40	QZ100 50 2 SI [ZEC14...]	37
Q50 50 [EC1]	36	QZ100 50 2 SIC (coiled)	37
Q60 50	36	QZ100 50 2.5 SI [ZEC14...]	37
Q60 SOC [EC6 (Coiled)]	36	QZ100 50 2.5 SIC (coiled)	37
Q75 50 [EC3]	36	QZ100 50 3.2 SI [ZEC14...]	37
Q100 50 [EC5]	36	UCS1 & ZUCS1	40
Q100 SOC (coiled)	36	UCS2 & UCS2 (coiled)	40
Q150 50 [EC9]	36	UCS3 NEW	40
Q100 50 2 SI [EC14 (2mm)]	37	Weldrod (coiled)	37
Q100 50 2 SIC (coiled)	37	ZECF4	39
Q100 50 2.5 SI [EC14 (2.5mm)]	37	ZQCC1	40
Q100 50 2.5 SIC (coiled)	37		

TRANSITIONS & ENTRANCE MATTING

CODE	PAGE	CODE	PAGE
QAB1	46	QT320 [EBS3]	43
QAB2 (punched & unpunched)	46	QT200/50 [EBS4]	43
QCJ50	44	QT450/25 [EBS5]	43
QCJ75	44	QT450 [QR33/4.5]	43
QD35/5	44	QT600 [QR38/6]	43
QD35/7.5	44	QTC36T NEW [QTL36]	46
QFT450 [FR33/4.5]	43	QTC42R NEW [QTR42]	46
QFT600	43	QTC45R NEW [QTR45]	46
QLVT30R	45	QTC60R COMING SOON	46
QLVT30T	45	QTP38R	45
QMS1	43	QTP38T	45
QMS2	43	QTR10	44
QMS3	43	QVB1	46
QR40/5	44	QVB2	46
QR46/7.5	44	QVB3	46
QT100	43	QVB4	46
QT200 [EBS1]	43	MATting & MATting TILES NEW	49–50
QT250 [EBS2]	43		

PACKING SPECIFICATIONS

STAIR NOSINGS

FORMAT	STAIR NOSING RANGE					MATERIAL	
	Q	S	H	Z	FLEXIBLE	Alum	uPVC
Cut to size	✓	✓	✓	✓		✓	✓
Stock lengths	✓	✓	✓	✓	✓	✓	✓
Drilled & plugs	✓	✓	✓	✓		✓	✓
Undrilled	✓	✓	✓	✓		✓	✓
ADHESIVE TAPE FOR TREAD	PACKING SPEC		ADHESIVE TAPE FOR TREAD		PACKING SPEC		
QET50/35	4 x 50 m rolls		QT100/35		4 x 100 m rolls		
QET50/48	3 x 50 m rolls		QT100/48		3 x 100 m rolls		

PVC ACCESSORIES & TRIMS*

FULL BOX PACKING SPECIFICATIONS

CODE	PACKING SPEC	CODE	PACKING SPEC
CCF1	20 x 2 m	Q150 50 2 SI [EC8 (2mm)]	14 x 2 m
CCF2 NEW	20 x 2 m	Q150 50 2.5 SI [EC8 (2.5mm)]	14 x 2 m
CCFM1	50	QC7A NEW	20 x 2 m
CCFM2	50	QCC1 / ZQCC1	40 x 2 m
EB1	2 x 32 m coils	QCC2	30 x 2 m
EB3	32 m coil	QCC3	50 x 2 m
EB4	32 m coil	QCF35	40 x 2 m
EB12	16 m coil	QCF38A NEW	20 x 2 m
EC15	40 x 2 m	QCF45	20 x 2 m
ECC5	20 x 2 m	QCT1 (rigid & flexible)	50 x 2 m
ECF2	50 x 2 m	QCT48	25 x 2 m
ECF4 / ZECF4	40 x 2 m	QFA20	1 x 25 m
ECS4	4 x 25 m coils	QT50/15 (contact tape)	16 x 50 m
EFA75	10 x 2 m	QT50/25 (contact tape)	10 x 50 m
FUSION CAP – QF-CAP NEW	4 x 25 m coils	QT50/55 (contact tape)	4 x 50 m
FUSION CLIP – QF-CLIP NEW	100 x 2 m**	QT50/85 (contact tape)	3 x 50 m
Q50 SO [EC1]	40 x 2 m	QZ100 SO [ZEC5]	30 x 2 m
Q60 SOC [EC6 (Coiled)]	2 x 32 m coils	QZ100 SOC (coiled)	32 m coil
Q75 SO [EC3]	40 x 2 m	QZ100 50 2 SI [ZEC14 (2mm)]	14 x 2 m
Q100 SO [EC5]	30 x 2 m	QZ100 50 2 SIC (coiled)	16 m coil
Q100 SOC (coiled)	32 m coil	QZ100 50 2.5 SI [ZEC14 (2.5mm)]	14 x 2 m
Q150 SO [EC9]	20 x 2 m	QZ100 50 2.5 SIC (coiled)	16 m coil
Q100 50 2 SI [EC14 (2mm)]	14 x 2 m	QZ100 50 3.2 SI [ZEC14 (3.2mm)]	14 x 2 m
Q100 50 2 SIC (coiled)	16 m coil	UCS1 / ZUCS1	40 x 2 m
Q100 50 2.5 SI [EC14 (2.5mm)]	14 x 2 m	UCS2	40 x 2 m
Q100 50 2.5 SIC (coiled)	16 m coil	UCS2 (coiled)	3 x 25 m coils
Q100 50 3.2 SI [EC14 (3.2mm)]	14 x 2 m	UCS3 NEW	3 x 25 m coils
		Weldrod (coiled)	6 x 80 m coils

TRANSITIONS & ENTRANCE MATTING*

FULL BOX PACKING SPECIFICATIONS

CODE	PACKING SPEC	CODE	PACKING SPEC
QAB1	10 x 2.75 m	QT200/50 [EBS4]	3 x 25 m
QAB2 (punched & unpunched)	10 x 2.75 m	QT250 [EBS2]	5 x 25 m
QCJ50	3 x 15 m	QT320 [EBS3]	5 x 25 m
QCJ75	2 x 15 m	QT450 [QR33/4.5]	50 x 2 m
QD35/5	25 x 2 m	QT450/25 [EBS5]	4 x 25 m
QD35/7.5	25 x 2 m	QT600 [QR38/6]	50 x 2 m
QFT450 [FR33/4.5]	50 x 2 m	QTC36T NEW [QTL36]	10 x 2.75 m
QFT600	50 x 2 m	QTC42R NEW [QTR42]	10 x 2.75 m
QLVT30R	10 x 3 m	QTC45R NEW [QTR45]	10 x 2.75 m
QLVT30T	10 x 3 m	QTC60R COMING SOON	5 x 2.75 m
QMS1	20 x 2 m	QTP38R	10 x 3.2 m
QMS2	10 x 2 m	QTP38T	10 x 3.2 m
QMS3	3 x 25 m	QTR10	5 x 2 m
QR40/5	25 x 2 m	QVB1	10 x 2.75 m
QR46/7.5	20 x 2 m	QVB2	10 x 2.75 m
QT100	5 x 25 m	QVB3	10 x 2.75 m
QT200 [EBS1]	5 x 25 m	QVB4	10 x 2.75 m
		TACTILES (TCT400)	Boxes of 4 or singles

53 *Some profile/colour combinations are subject to minimum order quantity – please check prior to order. **Fusion Capping = 2 boxes capping (QF-CAP) to 1 box clips (QF-CLIP).

LIGHT REFLECTANCE VALUES & COLOUR OPTIONS

STAIR NOSINGS

STANDARD TREAD

- 6 Claret
- 6 Black
- 10 Rustic
- 10 Peat
- 11 Dark Blue
- 11 Regency
- 11 Spruce
- 11 Granite
- 13 Poppy
- 15 Flint
- 16 Royal Blue
- 21 Fawn
- 26 Light Grey
- 30 Jade
- 33 Tangerine
- 49 Polar Grey
- 51 Ivory
- 52 Sky
- 53 Lime
- 56 Sun
- 64 Mist **NEW**
- 67 Yellow
- 69 Photo*
- 77 Desert **NEW**
- 81 White

ECOGLO TREAD

- 5 Black
- 49 Yellow
- 69 Photo*

PLUS-TREAD

- 5 Carbon
- 9 Ruby
- 22 Aqua
- 27 Platinum
- 41 Sand
- 47 Hornet

UPVC CHANNEL

- 6 Claret
- 6 Black
- 10 Rustic
- 10 Peat
- 11 Dark Blue
- 11 Regency
- 11 Spruce
- 11 Granite
- 15 Flint
- 26 Light Grey
- 49 Polar Grey
- 51 Ivory
- 67 Yellow
- 81 White

ALUMINIUM CHANNEL

- 35 Mill Finished Carrier
- 57 Satin Anodised Carrier

FLEXIBLE PVC STAIR NOSINGS

- 6 Black
- 7 Dark Brown
- 26 Light Grey
- 81 White

ACCESSORIES

SKIRTINGS, CAPPING STRIPS, COMBINED CAP/COVE & CORNER PROFILE (EFA75)

- 6 Black
- 7 Dark Brown
- 11 Regency
- 11 Graphite
- 15 Charcoal
- 25 Boulder
- 29 Cloud Grey
- 31 Caramel
- 45 Platinum Grey
- 51 Ivory
- 81 White

COVE FORMERS & FLOORMITRES

- 6 Black

CORNER PROFILE (QFA20)

- 6 Black
- 49 Polar Grey

TRANSITIONS

RAMP TRIMS, BEVEL STRIPS & FLOOR TRIMS

- 6 Black
- 7 Dark Brown
- 15 Charcoal
- 29 Cloud Grey
- 81 White

SHOWER THRESHOLD & COVER JOINTS

- 6 Black

LVT TRANSITIONS FINISHES

- Gold Anodised
- Silver Anodised
- Satin Etched

DEMENTIA FRIENDLY TRANSITIONS (BASES)

- 6 Claret
- 6 Black
- 10 Rustic
- 10 Peat
- 11 Dark Blue
- 11 Regency
- 11 Spruce
- 11 Granite
- 15 Flint
- 26 Light Grey
- 49 Polar Grey
- 51 Ivory
- 67 Yellow
- 81 White

DEMENTIA FRIENDLY TRANSITIONS (INFILL) & TOPCLIP (TOPS)

- 6 Claret
- 6 Black
- 10 Rustic
- 10 Peat
- 11 Dark Blue
- 11 Regency
- 11 Spruce
- 11 Granite
- 13 Poppy
- 15 Flint
- 16 Royal Blue
- 21 Fawn
- 26 Light Grey
- 30 Jade
- 33 Tangerine
- 49 Polar Grey
- 51 Ivory
- 52 Sky
- 53 Lime
- 56 Sun
- 64 Mist **NEW**
- 67 Yellow
- 69 Photo* **
- 77 Desert **NEW**
- 81 White

ENTRANCE MATTING

RUBBER

- 5 Black

TEXTILE

- 1 Vulcan Black
- 2 Raven Black
- 4 Warm Black
- 4 Cornflower Blue
- 5 Hurricane Grey
- 5 Masala Brown
- 5 Bright Red
- 6 Anthracite
- 6 Taupe
- 8 Shark Grey

KEY

- 6 Black
- ↑ LRV
- ↑ Colour name

All LRV values verified by NCS UK Ltd.

* Photo = Photoluminescent. This tread is priced differently to standard treads, for more information call 0161 627 4222.

** Photoluminescent not available for TopClip tops.

Colours shown here are for guide purposes only and are as accurate as the printing process allows. Always request a sample.

Some profile/colour combinations are subject to minimum order quantity. Please check prior to placing an order.

WANT MORE?



More information available from
quantumflooring.co.uk



RIBA Approved CPD: “How Stair Nosings make stairways safe” online specification video



RIBA Approved CPD: “How to correctly specify Entrance Matting”

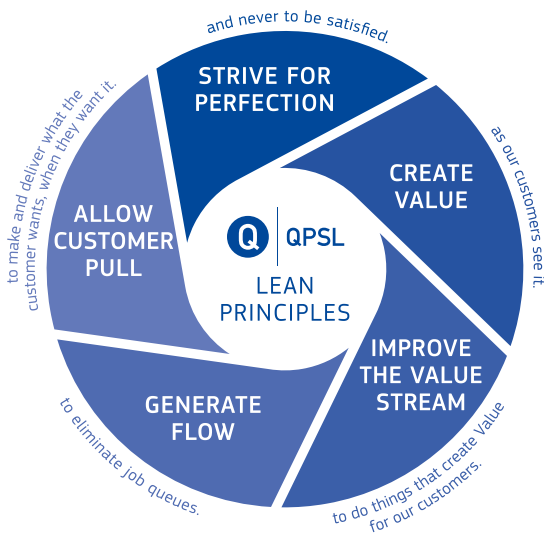


Product Datasheets available online



quantumflooring.co.uk

Scan here or visit our website to find your local Sales Manager



FOR SALES & TECHNICAL SUPPORT CALL:

+44 (0) 161 627 4222



Quantum Profile Systems Ltd

Salmon Fields, Royton, Oldham, OL2 6JG, UK

tel: +44 (0) 161 627 4222 fax: +44 (0) 161 627 4333

info@quantumflooring.co.uk quantumflooring.co.uk

@QuantumFlooring



PART OF



LEAN, GREEN, SAFE & CLEAN