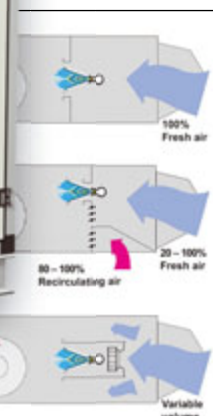


STOKVIS

ENERGY SYSTEMS



ECONO-AIR

Direct/Indirect Gas Fired
Heating and Ventilation Systems

SDF and SIDF SERIES

Introduction

The Stokvis comprehensive range of gas fired air heaters provides high efficiency combined heating and ventilation solutions across a broad spectrum of industrial and commercial applications. Combined heating and ventilation units ensure precise control, excellent indoor air quality and optimum energy efficiency.

The units are available as either direct fired (SDF) or indirect fired (SIDF) to give complete flexibility for optimum design capability. Both the direct fired and indirect fired range of units are fully CE approved and a comprehensive range of optional equipment can be added to the standard models to allow systems to be tailored to meet the requirements for factories, warehouses and other types of large open space buildings.

Where applicable the units are currently Energy Technology Listed by the Carbon Trust to allow qualifying users to claim 100% Enhanced Capital Allowances.

For large open areas the units are available with a wide range of optional air distribution heads to provide ductless air distribution. This is achieved by slightly pressuring the building to ensure very even air distribution both laterally and vertically, thereby eliminating the requirement for extensive distribution duct work and high level de-stratification fan units.

Where duct work is required the units can be supplied with either forward or backward curved fans to allow for duct work resistance up to 2000 pascals thereby making them eminently suitable for use with air induction systems.

Features and Benefits

- Fully CE approved units for both indoor and outdoor installation
- High thermal efficiency for reduced operating costs
- Currently ECA listed models
- SFP compliant with current Building regulations
- Fully compatible for use with transpired solar panels to facilitate use of renewable solar energy
- Units are supplied fully wired and complete with controls
- Close temperature control
- Fully modulating direct gas fired burner control with 20:1 turn down ratio
- Indirect fired units with turn down ratio of up to 12:1

Model Range and Options

- Indirect gas fired units 15kW-900kW
- Direct gas fired units 30kW-1200kW
- Airflow range 0.5m³/s to 25m³/s
- External static pressures up to 2000 pascals depending on airflow
- Horizontal units
- Vertical units
- Indoor or fully weather proofed outdoor units
- Variable supply air volume with inverter drives
- Panel and/or bag filters
- Mixing box complete with dampers and optional actuators
- Integral silencer section
- Optional evaporative cooling module
- Heat recovery
- Air distribution heads

System Types

The units are designed to provide the primary heat source across a wide range of applications including:

- Ductless air distribution
- Air Induction systems
- Tempered input ventilation
- Industrial make up air
- Industrial air displacement ventilation
- Pressure ventilation systems

Controls

To maximise the efficiency of operation Stokvis supply a range of fully integrated control packages to suit each application. Units are supplied fully wired and complete with all starters and contactors etc, plus time and temperature control via an integral Trend controller.

Optimised start and stop is included as standard and controls are password protected to prevent unauthorised adjustment.



For smaller systems a SmartCom control panel may be used instead of the Trend control to provide simple user-friendly control with a comprehensive range of features.

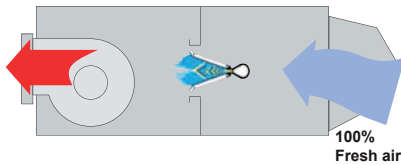
The units are also fully compatible with BMS systems and alternative BMS Controls maybe integrated within the control strategy.

Applications

- Aircraft hangars
- Arenas and exhibition halls
- Factory heating and ventilation
- Localised air replacement for booths and extract booths
- Make-up air for buildings with mechanical exhaust
- Sports halls
- Swimming pool hall heating and condensation control
- Warehouse and distribution centre heating



SDF/MUA



Constant volume direct fired make up air (MUA) heaters to provide a fixed rate of heated fresh air to the space.

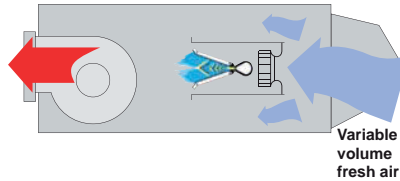
The units are ideal for supplying heating and make up air to large areas or to individual spray booths etc, where constant extract rates are used.

Generally units are sized to introduce slightly more make up air into the space than the extract air volume.

A balanced amount of make up air can provide a slight positive pressure to distribute the air uniformly throughout the building and eliminate random air infiltration.

For special applications such as kitchen make up air and certain industrial processes where the transfer of odours or dust etc to surrounding areas needs to be avoided, the volume of make up air supplied is lower than the extract rate.

SDF/VAV



The variable air volume (VAV) models allow the volume of heated make up air to vary to suit the changing requirements of the building or changing exhaust rates.

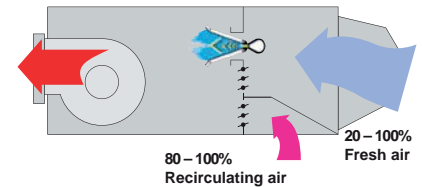
The units are fitted with a special box burner system complete with integral fan(s) to ensure optimum combustion throughout the range of varying volume main air supply.

The units supply 100% fresh air at all times but the volume of fresh air is automatically adjusted either by the application of a building pressure sensor or temperature sensors.

The building pressure sensor can be set to maintain either a slight positive or negative pressure inside the building to suit the requirements of the application.

When used for space heating, temperature sensors adjust both the air discharge temperature and the supply air volume to provide a rapid warm up and maintain minimal stratification levels.

SDF/REC



Variable air recirculation (REC) models are fully CE approved and patented. They provide a constant air volume with up to 80% recirculation air.

The variable air recirculation option combines a constant supply of 20% fresh air which passes over the burner with the remaining air volume being either fresh air, recirculation air or a mixture of fresh and recirculated air.

The variable percentage of fresh air and recirculation air is accurately controlled via a fully modulating face and bypass damper with fresh air introduced using the burner section and recirculation air via an integral bypass.

The fully modulating burner and damper control functions are integrated via a microprocessor control to co-ordinate the heating and ventilation functions.

The system can provide variable make-up air, full building heating or a combination of both, controlled via building pressure sensors and temperature sensors to respond automatically to building pressure and temperature requirements.



SDF / SIDF Series

GAS FIRED COMBINED HEATING AND VENTILATION

Specification

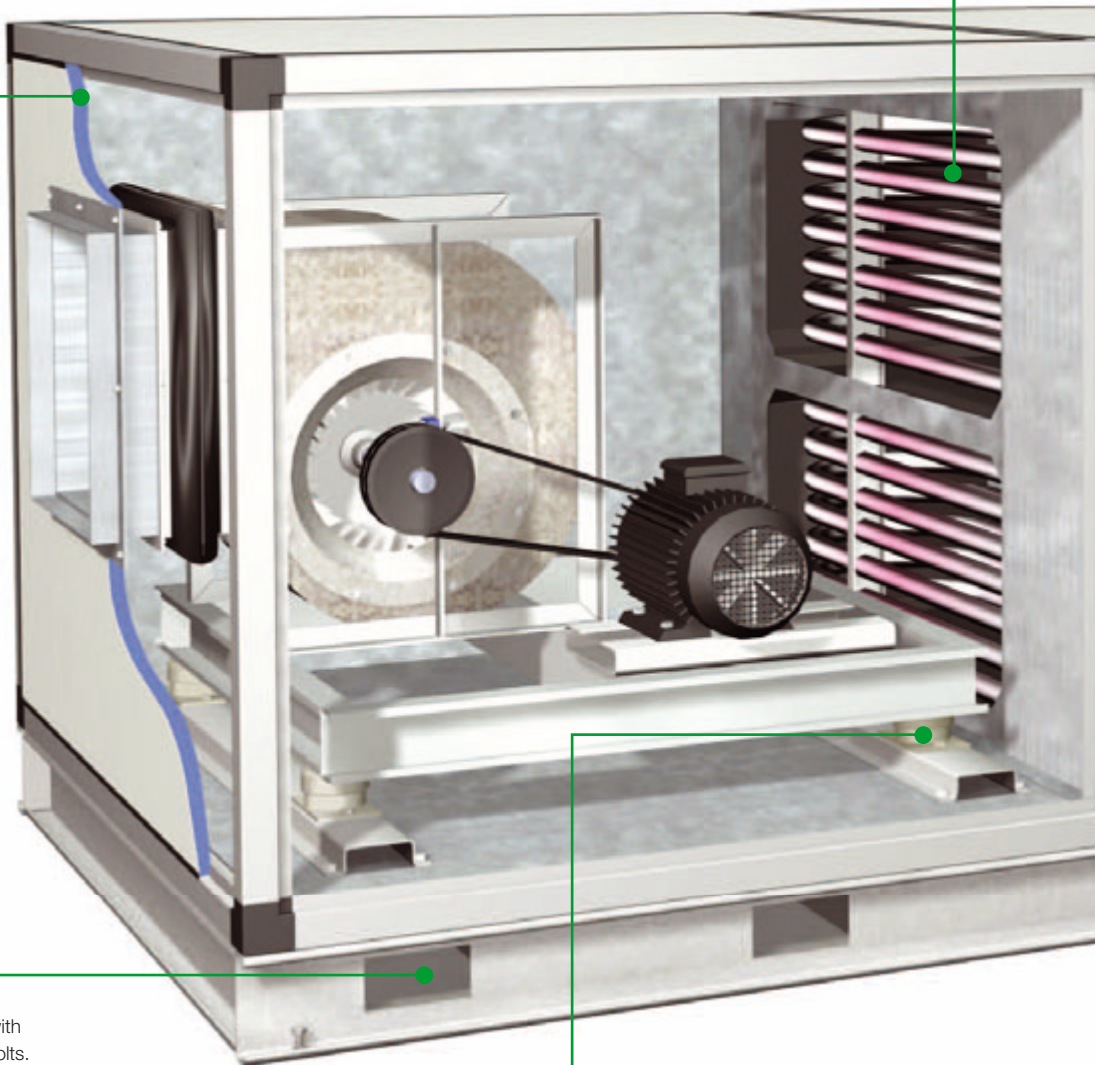
Typical Indirect Fired Unit Heater

● Anodised aluminium framework with optional infill panels.


Option 1 Mineral wool insulation (0.03w/mk), panel weight 16kg/m².

Option 2 Eco panels with enhanced insulation (0.024w/mk). Patented hydrotec water formulated polyurethane foam provides enhanced insulation and reduced weight of 8kg/m². The injection process guarantees continuity of thickness and adhesion to provide excellent panel rigidity, whilst integral double edge sealing provides improved air tightness.

All service panels are hinged for ease of access, with fan and burner compartment sections coming complete with locks.



● Galvanised base frame complete with lifting access points and levelling bolts.



● Fans and motors are mounted on a separate base frame complete with anti-vibration mounts and flexible connections.




Indirect gas fired sections comprise of CE certified coils. The gas fired coils provide high efficiency with high turndown ratio.



Direct gas fired sections are fully CE certified and provide 100% efficiency (NCV) and a turn down ratio of up to 20:1.

Direct fired units provide the ideal energy efficient solution for applications requiring permanent ventilation or for buildings with higher air infiltration rates.



Wide choice of both panel and bag filters.



Aluminium aerofoil section dampers complete with edge seals for precise control of fresh air and recirculation air.



Standard units are supplied complete with all wiring and controls.

A comprehensive range of damper actuators may be factory fitted and wired to provide occupancy ventilation or fresh air free cooling

Direct Fired Units

The Principle of Direct Firing – Make-Up Air

Where air is extracted from a building either for process or environmental reasons a supply of heated replacement air is required to balance the system and maintain comfort. If make up air is not provided the extract system will perform inefficiently at reduced capacity and a negative pressure will be created. This results in cold air being drawn in around the perimeter of the building and causing cold spots and unpleasant draughts.

For new installations the supply of heated make up air can often provide the required ventilation without the need to install additional extract units. Where matching extract is required this can be integrated in the same unit to supply both input and exhaust with the option of heat recovery from the extract air. Direct gas firing provides a highly efficient method of providing heated replacement air with thermal efficiencies of 100% (based on NCV) and fully modulating burner control with up to 20:1 turndown ratio.

Variable air volume or air recirculation units allow systems to be matched to constantly changing extract rates or to provide full space heating in applications where reduced winter ventilation rates are required.

Combined Heating and Ventilation

In heating mode Stokvis units provide controlled amounts of fresh air to slightly pressurise the building and the supply air temperature is constantly monitored and adjusted via a fully modulating burner control to optimise the heat input to match the precise building requirements. Close control of the air discharge temperature virtually eliminates heat stratification whilst slight building pressurisation ensures very even distribution both laterally and vertically over large areas, eliminating the requirement for extensive ductwork distribution.

The amount of fresh air automatically adjusts to meet the ventilation requirements of the space.

The units provide the ideal solution to large areas with variable occupancy or industrial heating applications where ventilation rates may change throughout the day.

In summer mode the units provide 100% fresh air with the large primary air volumes providing improved air change rates for optimum 'free cooling'. Optional evaporative cooling modules may also be added.

Features and Benefits

- High efficiency for reduced operating costs
- Fully modulating burner with high turn down ratio (up to 20:1)
- Close control with rapid response to temperature changes
- Low maintenance costs
- Improved indoor air quality
- Summer fresh air for "free cooling"
- Alternative model options allows systems to be tailored to suit a wide range of applications
- Horizontal or vertical units
- Indoor or fully weather proofed outdoor units
- Optional evaporative cooling can be added

Indirect Fired Units

Indirect Gas Fired Heat Exchanger

Stokvis gas fired air heaters incorporate a high efficiency gas fired heating coil with a minimum thermal efficiency of 91% based on NCV, currently qualifying for Enhanced Capital Allowances.

The gas fired heating coils have a number of advantages compared to traditional heat exchangers and enable the heat exchanger section to be closely matched with the filter sizes etc. to minimise the airflow resistance and reduce the specific fan power required. The heating coils also provide an excellent turn down ratio for close temperature control.

Units are fully CE approved and are supplied with all necessary safety and monitoring controls. Each coil is fitted with a power flue venter and a differential pressure switch which automatically shuts down the burner in the event of a blocked flue or combustion air inlet.

Features and Benefits

- Extended heat transfer area for high efficiency and reduced operating costs
- Reduced operating temperature for enhanced life expectancy
- Standard coils manufactured from heat resisting stainless steel tube
- Optional aluminised steel tube heating coils available at reduced cost for units operating on full air recirculation
- Modular coils utilised on higher output units to avoid the possibility of a complete plant shut down in the event of a burner lockout
- Enhanced reliability: each burner is fitted with a multi-try ignition system which allows for five ignition attempts with a pre- and post purge on each ignition sequence
- Pressure switch automatically shuts down the burner in the event of a blocked flue or combustion air inlet
- Alternative wall or roof flue terminations
- Simple wall flue outlet reduces installation costs, eliminating roof penetrations and potential roof leaks

Model Range and Options

- Heat outputs 15kW-900kW
- Airflow range 1m³/s to 22m³/s
- External static pressures up to 2000 pascals depending on airflow
- Horizontal units
- Vertical units
- Indoor or fully weather proofed outdoor units
- Panel and/or bag filters
- Mixing box complete with dampers and optional actuators
- Integral silencer section
- Heat recovery
- Air distribution heads

DIRECT FIRED TECHNICAL DATA

MODEL				Std burner size minimum kW output	Std burner size maximum kW output	Minimum air flow m ³ /s	Maximum air flow m ³ /s
SDF1	MUA	VAV		26		0.51	0.86
SDF2	MUA	VAV		53	66	1.03	1.41
SDF3	MUA	VAV		66	132	1.79	2.82
SDF4	MUA	VAV	REC	92	198	2.57	4.00
SDF5	MUA	VAV	REC	132	264	3.85	5.13
SDF7	MUA	VAV	REC	198	330	5.13	7.00
SDF9	MUA	VAV	REC	264	462	6.42	9.00
SDF11	MUA	VAV	REC	264	594	8.98	11.55
SDF14	MUA	VAV	REC	396	660	10.27	1400
SDF18	MUA	VAV	REC	462	924	14.12	18.18
SDF25	MUA	VAV	REC	594	1056	17.96	25.71

- 1 SDF-MUA are fixed volume fresh air units for Make Up Air applications, SDF-VAV models are full fresh air units complete with inverter drive to supply variable air volumes to suit demand. SDF-REC models are complete with patented air recirculation to provide full fresh air or up to 80% recirculation air in variable proportions.
- 2 Each unit is available with a range of airflows and different burner sizes to give required temperature rise through the units up to a maximum of 42°CΔT.
- 3 Maximum airflow for SDF25 REC is 22.5m³/s.
- 4 Units may be specified to suit alternative airflows and a range of external static pressure requirements up to 400 pascals (dependent on options fitted).
For higher static pressures please consult Stokvis.




DIRECT FIRED MUA & VAV APPROXIMATE DIMENSIONS

MODEL	MUA & VAV HORIZONTAL UNITS				MUA & VAV VETICAL UNITS				Outlet size std fan mm ²	Air inlet size h x w mm	Aprox weight exc. filters kg
	Height mm	Width mm	Length mm	Length C/W filters mm	Depth mm	Depth C/W filters mm	Width mm	Height mm			
SDF1	800	860	1800	2420	700	1390	860	2854	229	600 X 760	225
SDF2	800	860	1800	2420	700	1390	860	2854	322	600 X 760	250
SDF3	1100	1100	2000	2640	1000	1690	1100	3554	453	900 X 1000	300
SDF4	1350	1250	2600	3240	1250	1940	1250	3954	507	1150 X 1150	400
SDF5	1800	1500	2900	3540	1650	2340	1500	4604	638	1550 X 1500	500
SDF7	1800	1500	2900	3540	1650	2340	1500	4604	715	1550 X 1500	515
SDF9	2050	2000	3200	3840	1900	2590	2000	5354	801	1800 X 1900	900
SDF11	2050	2000	3200	3840	1900	2590	2000	5354	898	1800 X 1900	925
SDF14	2350	2200	3500	4140	2200	2930	2200	5854	1007	2100 X 2100	1200
SDF18	2500	2600	3500	4140	2350	3080	2600	6404	1130	2250 X 2500	1400
SDF25	2500	2600	3500	4140	2350	3080	2600	6404	1267	2250 X 2500	1600
MODEL	REC HORIZONTAL UNITS				REC VERTICAL UNITS						
SDF4	1800	1500	3540	4180	1650	2340	1500	4700	507	1550 X 1400	700
SDF5	1800	1500	3540	4180	1650	2340	1500	4700	638	1550 X 1400	800
SDF7	1800	1500	3850	4490	1650	2340	1500	4700	715	1550 X 1400	900
SDF9	2050	2000	4200	4840	1900	2590	2000	5050	801	1800 X 1900	1100
SDF11	2350	2200	4280	4920	2200	2930	2200	5520	898	2060 X 2060	1350
SDF14	2350	2200	4540	5180	2200	2930	2200	5720	1007	2060 X 2060	1450
SDF18	2500	2600	4640	5280	2350	3080	2600	6020	1130	2210 X 2460	1650
SDF25	2750	2600	4880	5520	2600	3330	2600	6445	1267	2460 X 2460	1800

- 1 All dimensions and weights are approximate and should be confirmed with Stokvis.
- 2 All details are for internal units, please contact Stokvis for external unit information.
- 3 Filter dimensions include side access panel and/or bag filters.
- 4 Units will be delivered in sections to suit individual project.
- 5 External static pressures of up to 2000 Pa are available contact Stokvis for details of non standard units.

STOKVIS

ENERGY SYSTEMS



STOKVIS

ENERGY SYSTEMS

**STOKVIS INDUSTRIAL BOILERS
(INTERNATIONAL) LIMITED**
96R Walton Road East Molesey Surrey KT8 0DL
TELEPHONE 020 8783 3050 • FACSIMILE 020 8783 3051
Email: info@stokvisboilers.com • Website: <http://www.stokvisboilers.com>