

Polyurethane Bollards



Dixon Anti-Ram Bollards, PC World, Lancaster

Ferrocast® Bollards are an ideal way to increase security around your perimeter. Suitable for use in almost any situation and available in a number of styles to coordinate with most landscapes, whether traditional or contemporary.

Manufactured from an engineering grade polyurethane which is cast around a steel core, Ferrocast is extremely strong and has a non-ferrous exterior, meaning it will not rust. This makes Ferrocast ideal in coastal areas where high levels of saline are present.

Bollards are supplied with a black, two part polyurethane coating finish which chemically bonds itself to Ferrocast. This increases chip resistance and weathering characteristics making it ideal for heavily trafficked areas. A pigment is also added to Ferrocast to make it the same colour as its paint finish. This ensures that in the event of any damage to the exterior paint bollards still appear aesthetically pleasing.

Fixing:

Root fixing is offered as standard, but base plate fixing is available as an option on most bollards.

Options:

We offer a range of options on bollards to tailor them to your individual needs. These are all available on request and include reflective discs, a second colour and coats of arms, crests and logos. For more information on the full colour range available, please turn to page 425.

Anti-Ram Specification:

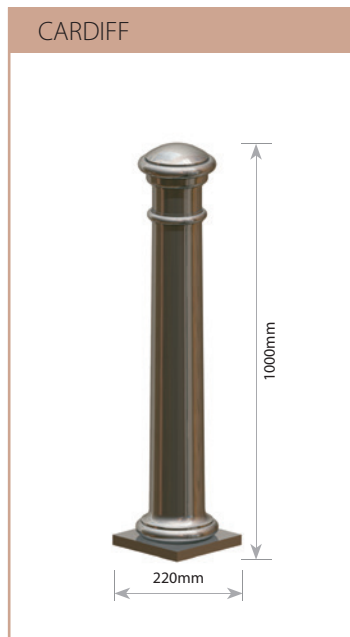
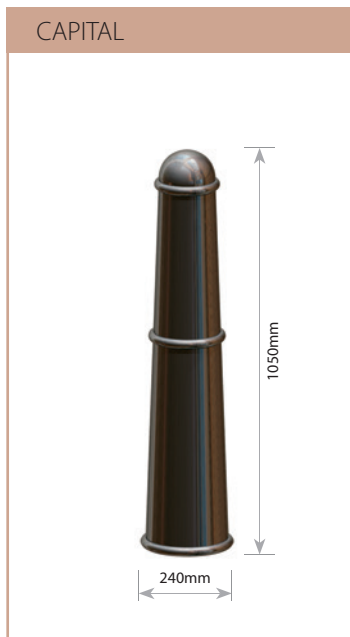
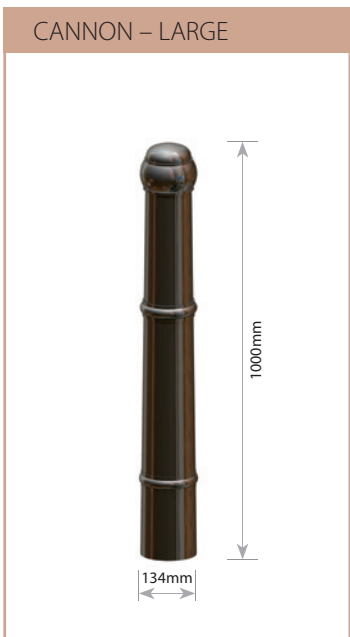
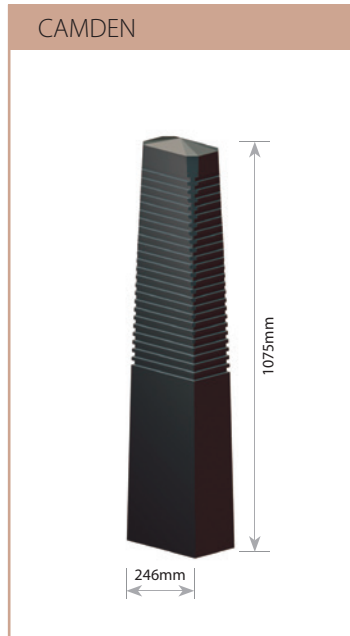
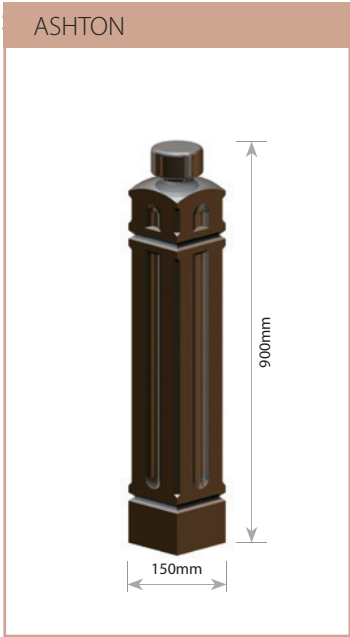
Bollards can be manufactured to an anti-ram specification. Anti-ram bollards are moulded around several steel inner cores making them even stronger than standard bollards. Marshalls are an approved supplier to several major retailers who specify Ferrocast Anti-ram Bollards at superstores, retail parks and supermarkets.

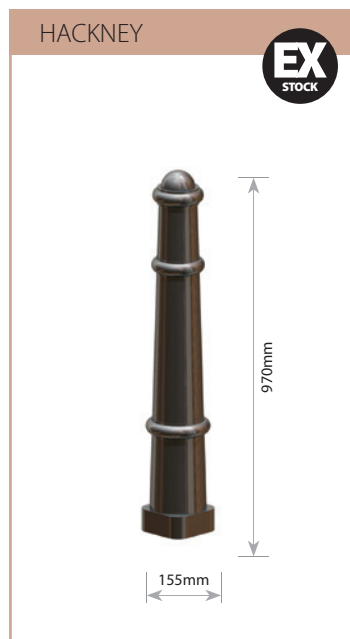

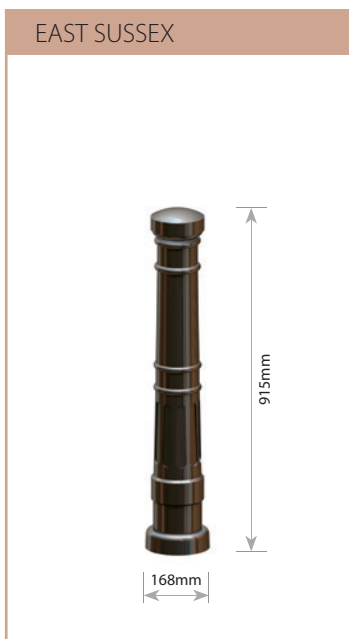
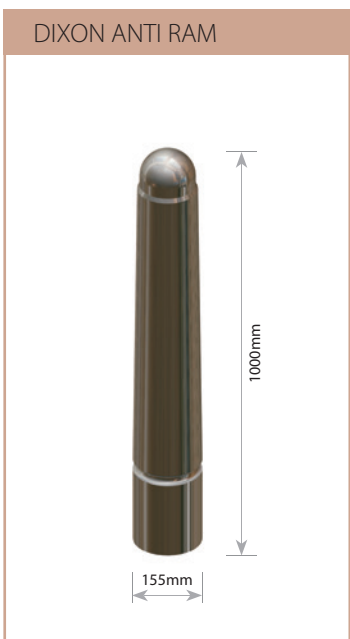

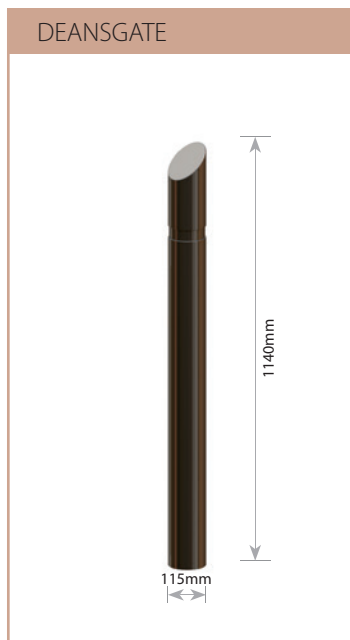
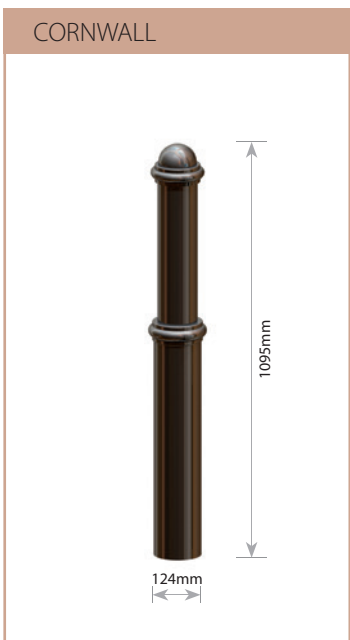
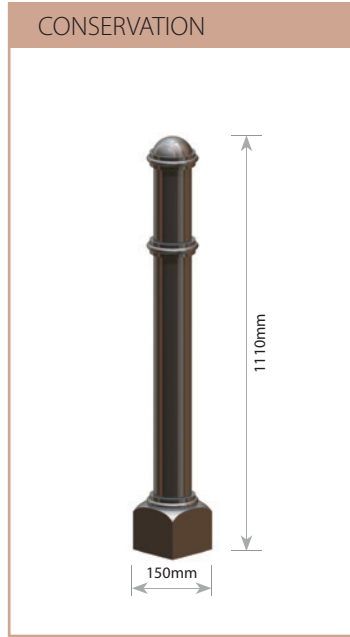
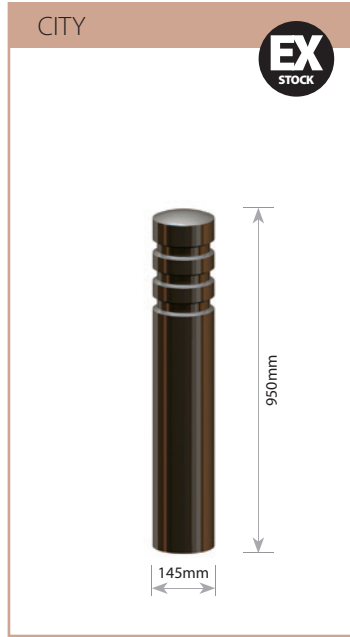

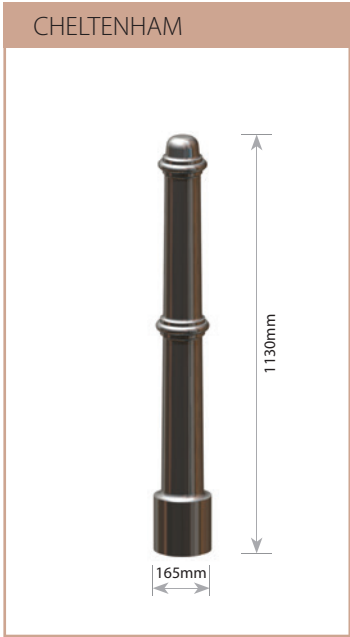
Bespoke Design:

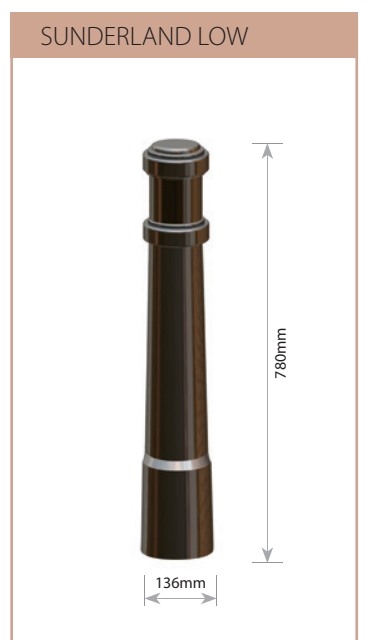
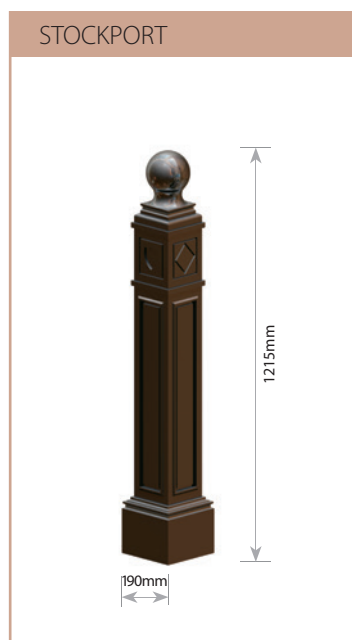
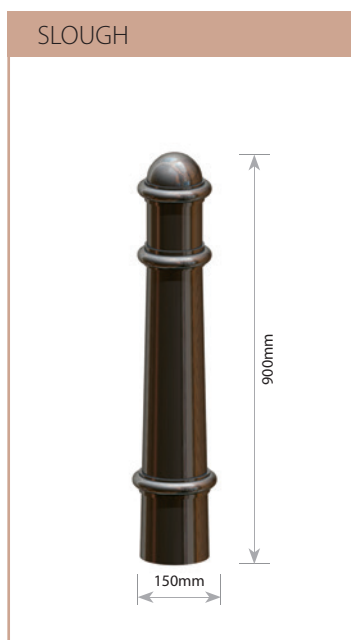
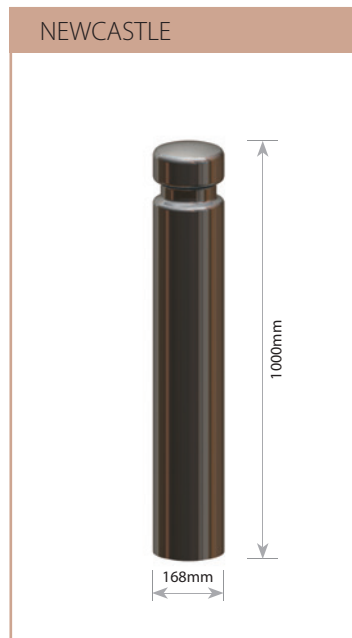

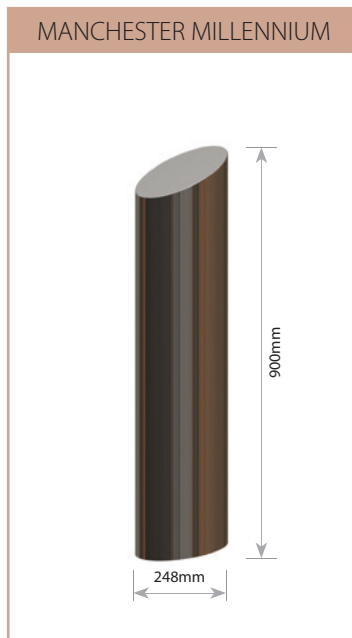
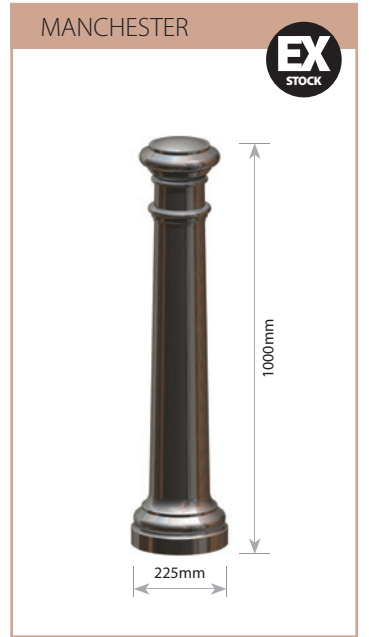
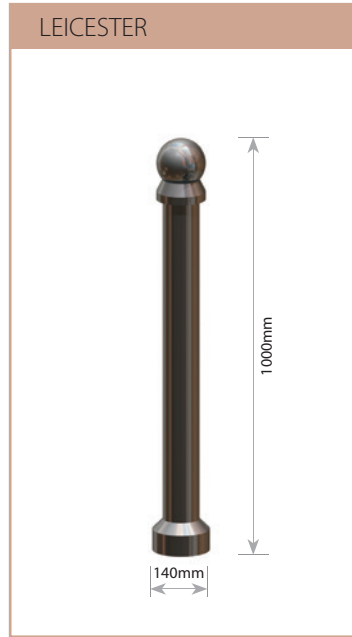

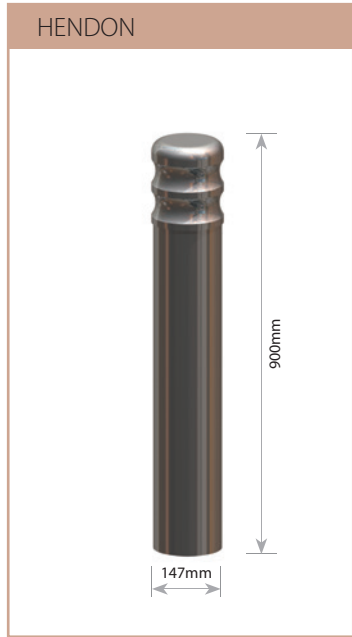
In addition to our standard range of bollards, Marshalls Street Furniture offer a bespoke design service whereby we can design and manufacture bollards to a specific brief to fit in with a project theme. For more details on this please contact our Sales Office.

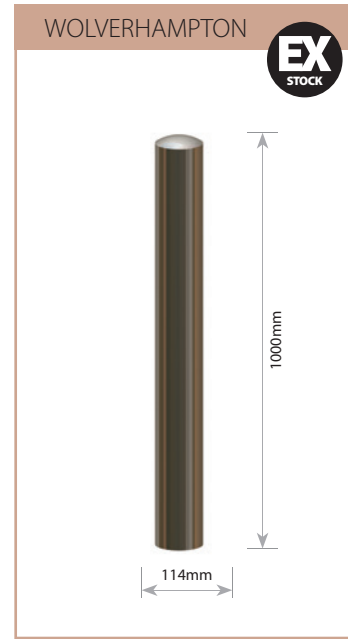




Seaham Bollards









Product Description	Diameter (mm)	Overall Length (mm)	HAG (mm)	Weight (kg)	Fixing Method			OPTIONS						
					Base Plate	Anti Ram	Removable	Reflective Tape	Ballotini Ring	Hand Paint	Signs	Locking Socket	Chain Connectors	
Ashton	150	1200	900	27	■	■		■	■	■				■
Barnstaple	130	1283	983	16	■	■	■	■	■	■	■	■	■	■
Belinda Fixed Colour	210	1300	1000	41	■	■			■	■	■			
Billy Fixed Colour	220	1300	1000	41	■	■			■	■	■			
Borough	200	1434	1134	35	■	■		■	■	■	■			■
Bristol	160	1195	895	23	■	■	■	■	■	■	■	■	■	■
Bury	188	1115	815	22	■	■	■	■	■	■	■	■	■	■
Camden	246	1375	1075	44	■	■					■			■
Cannon Large	134	1300	1000	21	■	■	■	■	■	■	■	■	■	■
Cannon Small	110	1265	965	14	■	■	■		■	■	■	■	■	■
Capital	240	1350	1050	39	■	■			■	■	■	■		■
Cardiff	220	1300	1000	22	■	■	■	■	■	■	■	■	■	■
Cheltenham	165	1520	1130	20	■	■	■		■	■	■	■	■	■
Chertsey	136	1300	1000	21	■	■	■		■	■	■	■	■	■
City	145	1250	950	24	■	■	■	■	■	■	■	■	■	■
Conservation	150	1410	1110	24	■	■	■		■	■	■	■	■	■
Cornwall	124	1395	1095	17	■	■	■		■	■	■	■	■	■
Darlington	165	1395	1095	28	■	■			■	■	■	■		■
Deansgate	115	1440	1140	21	■	■	■	■	■	■	■	■	■	■
Delaval	150	1100	800	21	■	■	■		■	■	■	■	■	■
Dixon Anti-Ram	155	1300	1000	34			■				■	■	■	■
East Sussex	168	1215	915	17	■	■	■	■	■	■	■	■	■	■
Gateshead	172	1145	845	26	■	■			■	■	■	■		■
Hackney	155	1270	970	20	■	■	■		■	■	■	■	■	■
Hendon	147	1200	900	25	■	■	■		■	■	■	■	■	■
Hexham	175	1217	917	22	■	■	■		■	■	■	■	■	■
Leicester	140	1300	1000	15	■	■	■	■	■	■	■	■	■	■
Manchester	225	1300	1000	21	■	■	■	■	■	■	■	■	■	■
Manchester Mill	248	1200	900	40	■	■								■
Morpeth	110	1200	900	12	■	■	■	■	■	■	■	■	■	■
Newcastle	168	1300	1000	26	■	■		■	■	■	■	■		■
Oldham	225	1265	965	21	■	■	■	■	■	■	■	■	■	■
Redbridge	197	1215	915	25	■	■	■	■		■	■	■	■	■
Slough	150	1200	900	23	■	■	■	■	■	■	■	■	■	■
Stockport	190	1515	1215	35	■	■			■	■				■
Sunderland Low	136	1080	780	16	■	■	■	■	■	■	■	■	■	■
Sunderland	157	1196	896	20	■	■	■	■	■	■	■	■	■	■
Waterside	175	130	1000	35										
Wolverhampton	114	1300	1000	16	■	■	■					■	■	■