

# Cast Iron and Timber Seating

Imperial

IMPERIAL



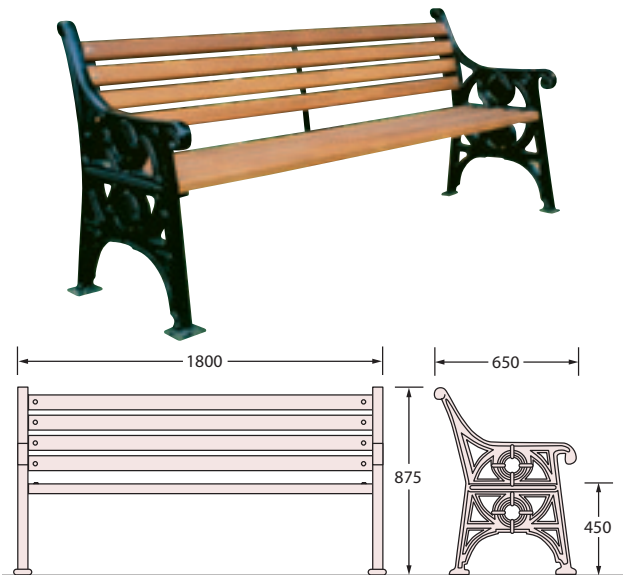
Kingston Seat

- The Imperial range of cast iron seating is styled to blend in with more traditional landscapes.
- **The Heritage Seat:** Cast iron and timber with ductile iron ends and feet which are painted in RAL 9005 Black to protect against corrosion. Seating sections and backrests are manufactured from hardwood which is certified as being from renewable resources.
- **Kingston:** Cast aluminium and timber.
- Other RAL colours are available on request. Please turn to page 425 for more information on colour availability.
- Litter bins and a full range of cast iron and aluminium bollards are also available.

## KINGSTON SEAT



## HERITAGE SEAT



Product Description	Seat Span (mm)	Seat Height (mm)	Weight (kg)	Standard Finish	Supplied Assembled	Free Standing	Fixing Method Surface Mount	Ground Fixed	Guide Price
Heritage Seat	1800	450	96	Hardwood	■	■	■		£540
Kingston Seat	1800	440	75	Hardwood	■	■	■	■	£795
Kingston Seat	2000	440	80	Hardwood	■	■	■	■	£895

# Cast Iron and Timber Seating

## Rendezvous



Rendezvous Seats, Bench and Table, Sluice Gates, Quayside, Newcastle

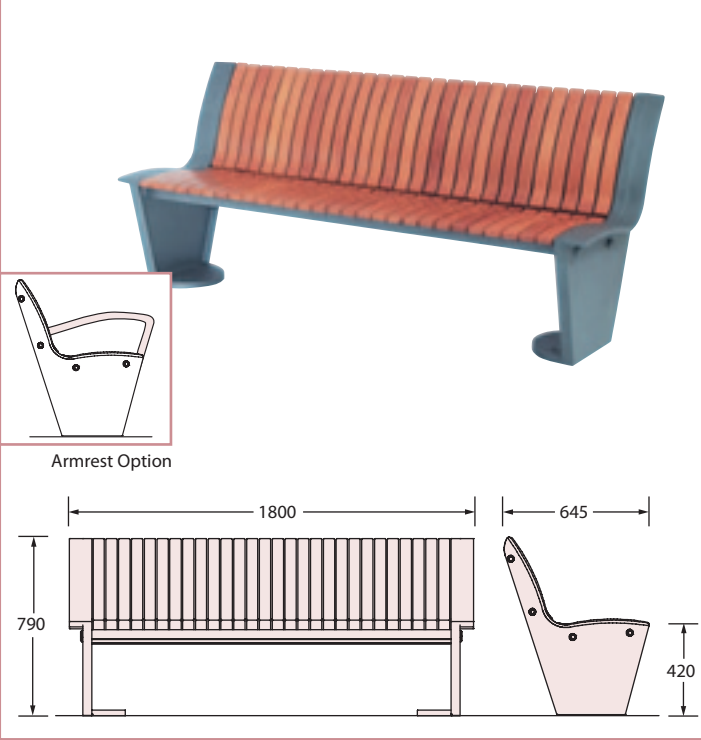
With its modern design and more assertive lines, the Rendezvous is a striking range of street furniture including a seat, bench, curved bench, litter bin and planter.

- Seats and benches are manufactured using hardwood from sustainable sources, treated using a unique timber treatment process.
- Timber is treated with an impregnator which protects the timber from ingress of water, algae and rot.
- After this a solvent-free, natural-coloured protective treatment is applied using an electrostatic process.
- Seat ends are constructed from cast iron which are treated against rust and polyester powder coated.
- The standard colour for seat ends is Grey 900 Sable. A full range of standard RAL (high gloss) and Sable (matt textured) colours is available. Please refer to page 427 for additional colour information.
- End and/or intermediate armrests are available on the Seat.



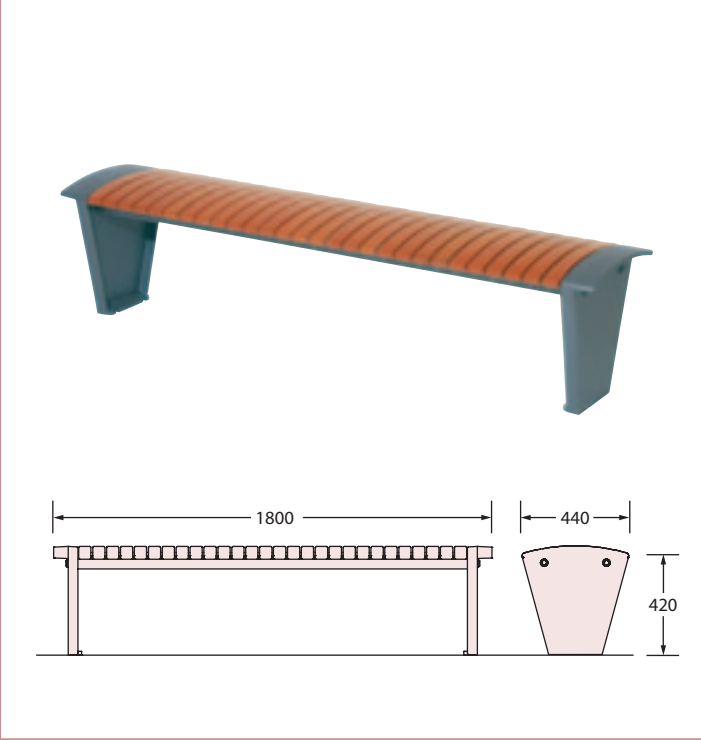
Rendezvous Seat on Marshalls Greenmoor Rustic Paving, Chepstow Town Centre, Gwent

RENDEZVOUS SEAT

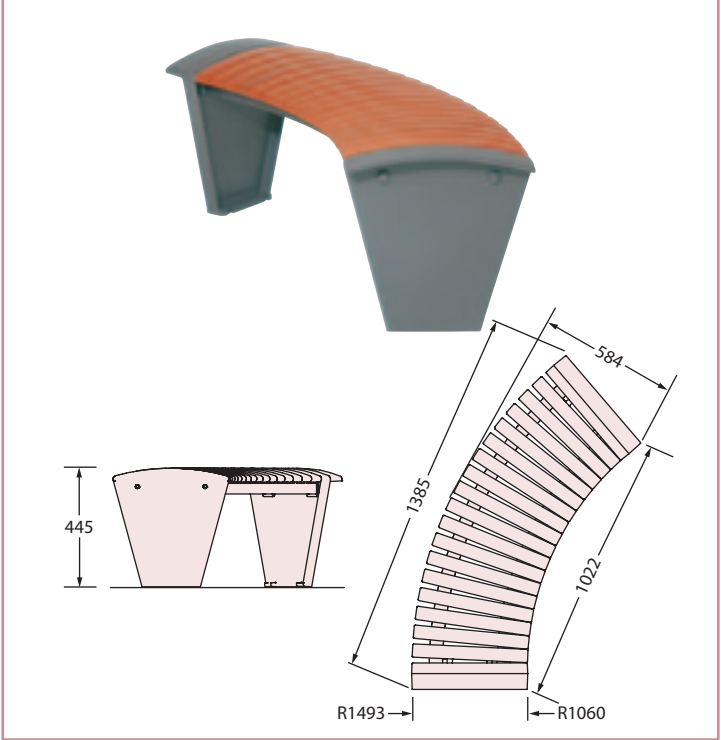


Sineu Graff Rendezvous Curved Benches and Round 'Roots' Grille with Tree Guard

RENDEZVOUS BENCH



RENDEZVOUS CIRCULAR BENCH



Product Description	Seat Span (mm)	Height (mm)	Weight (kg)	Standard Finish	Supplied Assembled	Free Standing	Surface Mount	Fixing Method Ground Fixed	Fixing Type	Number Required	Guide Price
Rendezvous Seat	1800	420	117	PC Grey 900 Sable		■	■	■	T or DT	4	£1890
Rendezvous Bench	1800	420	65	PC Grey 900 Sable		■	■	■	T or DT	4	£860
Rendezvous Circular Bench	1385/1022	420	65	PC Grey 900 Sable		■	■	■	T or DT	4	£860

# Cast Iron and Timber Seating

Metropolis



Metropolis Seat

The Metropolis range combines cast iron, steel and timber into a contemporary range of coordinated street furniture, including a seat, bench and litter bin.

- Seats and benches are manufactured using hardwood from sustainable sources, treated using a unique timber treatment process.
- Timber is treated with an impregnator which protects the timber from ingress of water, algae and rot.
- After this a solvent-free, natural-coloured protective treatment is applied using an electrostatic process.
- Seat ends are constructed from cast iron which are treated against rust and polyester powder coated.
- The standard colour for seat ends is Grey 900 Sable. A full range of standard RAL (high gloss) and Sable (matt textured) colours is available. Please refer to page 427 for more information on the colour range.
- End and/or intermediate armrests are available on the Seat.

METROPOLIS SEAT

Armrest Option

2000 625 740 435

METROPOLIS BENCH

2000 455 435

Product Description	Seat Span (mm)	Height (mm)	Weight (kg)	Standard Finish	Supplied Assembled	Fixing Method			Fixing Type	Number Required	Guide Price
						Free Standing	Surface Mount	Ground Fixed			
Metropolis Seat	2000	435	81	PC Grey 900 Sable		■	■	■	T or DT	4	£1345
Metropolis Bench	2000	435	63	PC Grey 900 Sable		■	■	■	T or DT	2	£690


Cast Iron and Timber Seating

Expression



Expression Seat

EXPRESSION SEAT



The Sineu Graff Expression Seat in Cast Iron and Timber offers a timeless design that can provide comfort and style to any traditional landscape.

- The seat section is made from hardwood from sustainable sources and treated with a solvent-free, natural-coloured protective treatments.
- The cast iron end sections are supplied Grey 900 Sable as standard, but other RAL and SABLE are available. Please turn to page 427 for more information on the colour range available.
- The seat can be free standing, ground fixed or surface mounted. For further details on fixing type, please refer to page 436.

Product Description	Seat Span (mm)	Seat Height (mm)	Weight (kg)	Standard Finish	Supplied Assembled	Fixing Method			Fixing Type	Number Required	Guide Price
						Free Standing	Surface Mount	Ground Fixed			
Expression Seat	2000	400	86	PC Grey 900 Sable	■	■	■	■	T or DT	4	£735

# Cast Iron and Timber Seating

Classic



Centaure Evolution Seat

- Offering timeless designs, the Classic range features seats and benches constructed from cast iron and hardwood that provide comfort and style to any traditional landscape.
- Seats and backrests are made using hardwood from sustainable sources treated with a solvent-free, natural-coloured protective treatment.
- All seats and benches have cast iron legs which are treated against rust and polyester powder coated. The standard colour is RAL 9005 Black.
- A full range of standard RAL (high gloss) and Sable (matt textured) colours is available. Please turn to page 427 for more information.

CENTAURE EVOLUTION SEAT

Technical drawing of the Centaure Evolution Seat. The side view shows a seat with a black cast iron frame and light-colored wooden slats. The dimensions are: seat span 1960 mm, seat height 430 mm, and backrest height 740 mm. The front view shows the seat's width of 615 mm.


ROYAL SEAT

Technical drawing of the Royal Seat. The side view shows a seat with a black cast iron frame and light-colored wooden slats. The dimensions are: seat span 1960 mm, seat height 410 mm, and backrest height 900 mm. The front view shows the seat's width of 680 mm.

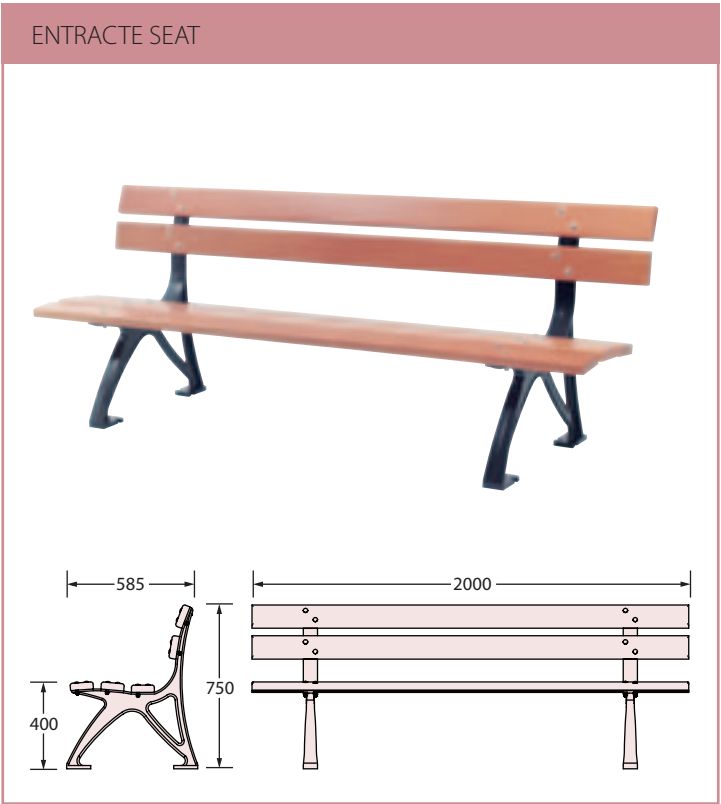
Product Description	Seat Span (mm)	Seat Height (mm)	Weight (kg)	Standard Finish	Supplied Assembled	Fixing Method			Fixing Type	Numbers Required	Guide Price
						Free Standing	Surface Mount	Ground Fixed			
Centaure Evolution Seat	1960	430	76	RAL 9005 Black	■	■	■	■	T or DT	4	£611
Royal Seat	1960	410	80	RAL 9005 Black	■	■	■	■	T or DT	4	£885



Relax Seat



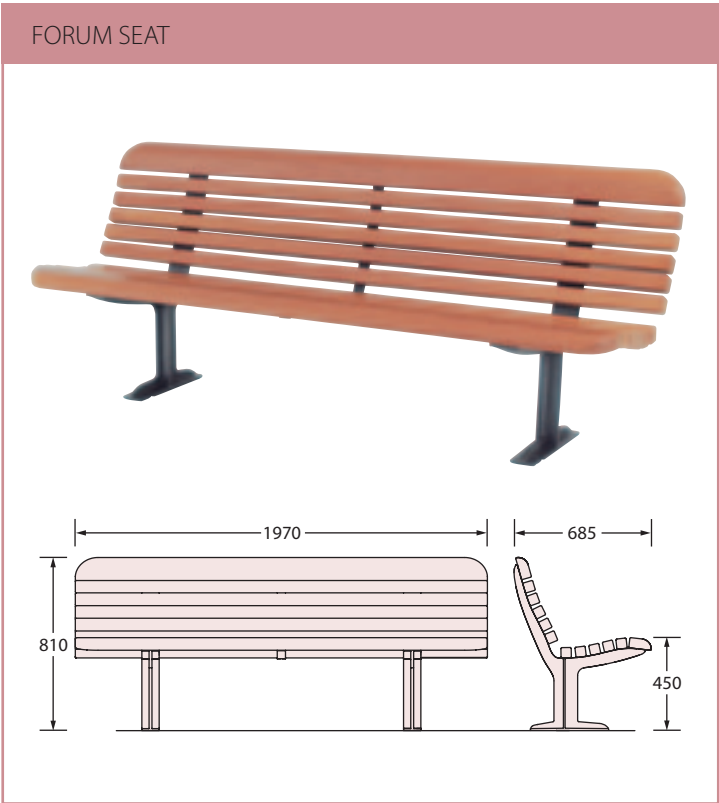

Entracte Seat



Product Description	Seat Span (mm)	Seat Height (mm)	Weight (kg)	Standard Finish	Supplied Assembled	Fixing Method				Number Required	Guide Price
						Free Standing	Surface Mount	Ground Fixed	Fixing Type		
Relax Seat	1970	410	73	RAL 9005 Black	■	■	■	■	T or DT	4	£675
Entracte Seat	2000	400	44	RAL 9005 Black			■	■	T or DT	4	£425



Forum Seat



Product Description	Seat Span (mm)	Seat Height (mm)	Weight (kg)	Standard Finish	Supplied Assembled	Fixing Method			Fixing Type	Numbers Required	Guide Price
						Free Standing	Surface Mount	Ground Fixed			
Avenue Seat	2000	452	66	PC Grey 900 Sable	■	■	■	■	T or DT	4	£767
Forum Seat	1970	450	66	PC Grey 900 Sable	■	■	■	■	T or DT	4	£780

# Cast Iron and Timber Seating

Elite

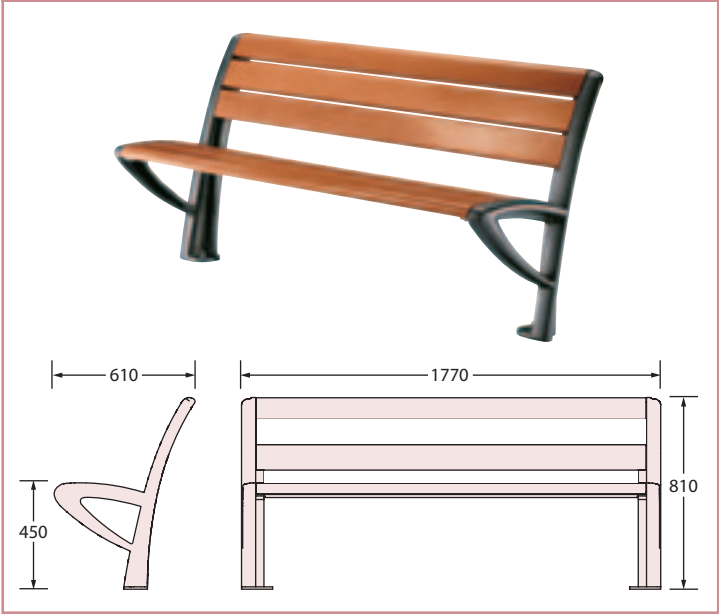


Elite Seat, Nice

The Elite seat brings contemporary design with an original leg profile. Slats are made from hardwood from sustainable sources treated with a clear oak shade protective treatment.

- Contrasting white seating slats are also available.
- Cast iron legs are treated against rust and polyester powder coated as standard in Manganese Black.

## ELITE 3 PLACE SEAT



Product Description	Seat Span (mm)	Seat Height (mm)	Weight (kg)	Standard Finish	Supplied Assembled	Fixing Method		Fixing Type	Number Required	Guide Price
						Free Standing	Surface Mount			
Elite 3Pc Seat	1770	450	65	Manganese Black	■	■	■	T or DT	2	£935

# Cast Iron and Timber Seating

**Twist NEW!**



Twist Chair, Table and 3 Place Seat

Population levels in our towns and cities are ever increasing. As lifestyles and technology change, new behaviours in public spaces are emerging. Public spaces are no longer merely places that people pass through. They stop for lunch, work whilst waiting for appointments, stroll or chat. Users need to feel at home in public spaces for them to increase feelings of well-being, which help drive social, economic and environmental growth.

Sineu Graff's Twist range has been developed to address the challenges that these modern urban environments present. Twist provides an innovative, universal and modular furniture solution that can adapt to all spaces and behaviours.

Developed in conjunction with French architectural practice, Stoa, Twist has a contemporary and elegant design which encapsulates conviviality. It offers a simple yet timeless design which can be integrated into almost any landscape. Twist has been ergonomically designed to maximise user comfort. The design puts users at ease instantly, making them feel comfortable in their surroundings.

Twist is a seating system comprising individual elements including a chair, seat, bench and a table. All these pieces can be combined to create a configuration specific to the requirements of the landscape.

Great care was taken in its design to provide a pleasant seating experience with symmetrical design to allow the units to effortlessly combine and interchange depending on the requirements of the landscape.



Twist Curved Benches and Tables

Twist is a combination of two high quality materials, cast iron and wood. Cast iron has been used to great effect, moving away from traditional bulky designs to deliver a sleek, streamline product.

- Seating section available in tropical hardwood or ash
- Timber is treated with a water-based emulsion with a walnut stain, applied using a unique two-stage electro-static treatment process
- Cast iron is treated and powder coated in Sable Grey 900
- Available surface mounted
- Armrest also available as optional extra



Twist Chair, Table and 3 Place Seat



Twist Bench and Chair



Chair, Table and Three Place Seat

CHAIR

TWO PLACE SEAT WITH ARMRESTS

Shown with optional armrests

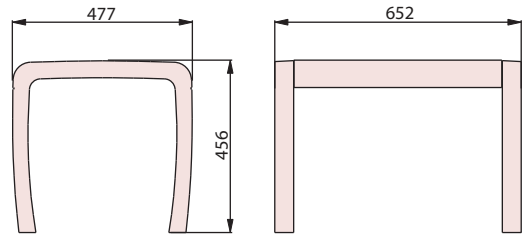
THREE PLACE SEAT

Product Description	Seat Span (mm)	Seat Height (mm)	Weight (kg)	Standard Finish	Supplied Assembled	Free Standing	Surface Mount	Fixing Method	Ground Fixed	Fixing Type	Anchoring Points	Guide Price
Chair	650	800	55	Grey 900 Sable		■	■			T or DT	4	£1145
2 Place Seat	1200	800	69	Grey 900 Sable		■	■			T or DT	4	£1388
3 Place Seat	1750	800	83	Grey 900 Sable		■	■			T or DT	4	£1545
Armrest (in Singles)												£50

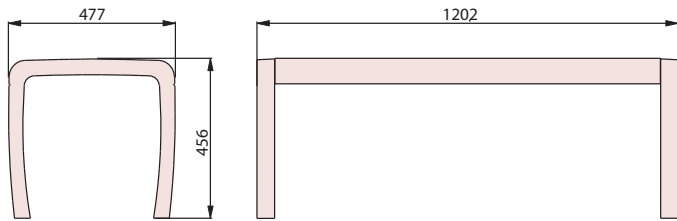


This example shows a Two Place Bench and Chair with armrest. To create a modular solution, please specify this at time of ordering as single items cannot be connected together on site.


## TABLE



## TWO PLACE BENCH



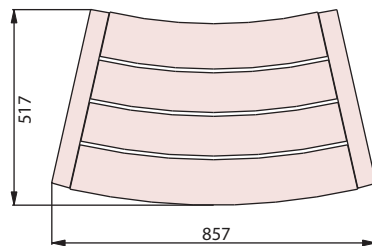
## THREE PLACE BENCH



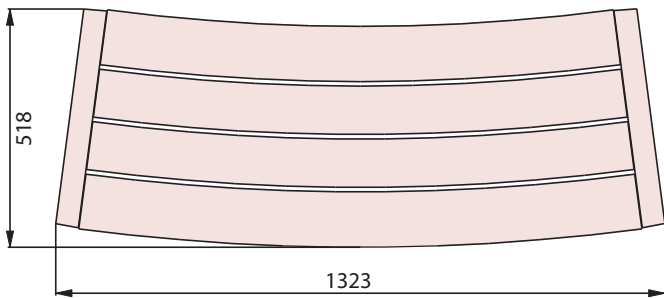
Product Description	Seat Span (mm)	Seat Height (mm)	Weight (kg)	Standard Finish	Supplied Assembled	Free Standing	Surface Mount	Fixing Method	Ground Fixed	Fixing Type	Anchoring Points	Guide Price
Table	650	455	38	Grey 900 Sable		■	■			T or DT	4	£830
2 Place Bench	1200	455	47	Grey 900 Sable		■	■			T or DT	4	£990
3 Place Bench	1750	455	56	Grey 900 Sable		■	■			T or DT	4	£1095



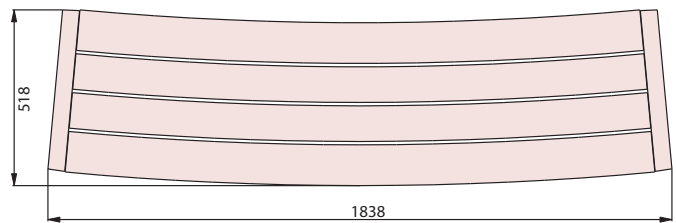
CURVED TABLE



CURVED TWO PLACE BENCH



CURVED THREE PLACE BENCH



Product Description	Seat Span (mm)	Seat Height (mm)	Weight (kg)	Standard Finish	Supplied Assembled	Free Standing	Surface Mount	Fixing Method	Ground Fixed	Fixing Type	Anchoring Points	Guide Price
Curved Table	650	800	58	Grey 900 Sable		■	■			T or DT	4	£1025
Curved 2 Place Bench	1200	800	72	Grey 900 Sable		■	■			T or DT	4	£1250
Curved 3 Place Bench	1750	800	86	Grey 900 Sable		■	■			T or DT	4	£1385



Three Place Seat, Table and Chair



Chair, Table and Chair



Two Place Curved Bench and Curved Table



Two Place Curved Bench and Curved Table