




DEMETRA BENCH CONFIGURATIONS



DEMETRA BENCH



DEMETRA COMBINED BENCH AND PLANTER



DEMETRA PLANTER

## DEMETRA COLLECTION



Rosso



Bianco



Giallo



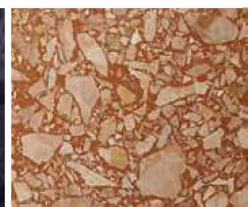
Veneziano



Verde



Nero



Portofino

Understanding outdoor spaces and bringing them to life, this stylish and durable coordinated collection offers comfort and amenity to all users. The Demetra modular system is a contemporary and flexible range that comprises of a bench with a choice of timber seating options, curved bench, planter and a combined seating/planter unit. Together these items can be mixed and matched to provide the perfect configuration for your space.

### KEY BENEFITS:

- A choice of 10 products that can be combined in a variety of configurations to suit any environment
- Self-levelling system making the products perfectly levelled on slopes with up to a 6% incline. (available on Demetra bench and planter)
- Available in precious stone or white granite
- Choice of timber available
- The aggregates used do not absorb water and are frost-resistant, guaranteeing a product that will not alter over time and, at the same time, preventing mould formation.





DEMETRA CURVED BENCH CONFIGURATIONS



DEMETRA CURVED BENCH CONFIGURATIONS



DEMETRA CURVED PLANTER



DEMETRA CURVED LARGE BENCH



DEMETRA CURVED SMALL BENCH



DEMETRA CURVED UPSILON





## DEMETRA BENCH

Linear or curved modular bench with a choice of timber seating options.

### MATERIAL

The bench can be manufactured in precious stone or white granite.

The timber seat is composed of 10 wooden slats, plus 4 additional slats for the backrest. All slats have a section of 55x35 mm, except for the head ones that have a section of 53x53 mm. Slats are fastened to the seat through screws and three stainless steel plates, arranged to ease the water discharge under the slats. Choice of three timber options available - movingui, pine and okume.

### FINISHING

All surfaces are sandblasted, except the upper surface which is polished to give a shiny effect. Surfaces are then covered with a transparent anti-decay coating, or, upon request, with nanotechnology and/or anti-graffiti products. All edges are rounded or made blunt.

All wooden elements in movingui, pine and okumè can be impregnated and painted with a protective varnish, or treated, upon request, with an ultra-resistant coating, like "Sikkens" or, for pine wood only, with the thermowood® treatment. Thermowood does not need any special finishing.

### REINFORCING

Both the seat and self levelling base are reinforced and fitted with lifting eyes that permit its lifting and levelling, and are covered with a plate after placement.

### INSTALLATION

Level the base screws and simply place the bench on the floor.

TIMBER OPTIONS:



MOVINGUI



PINE

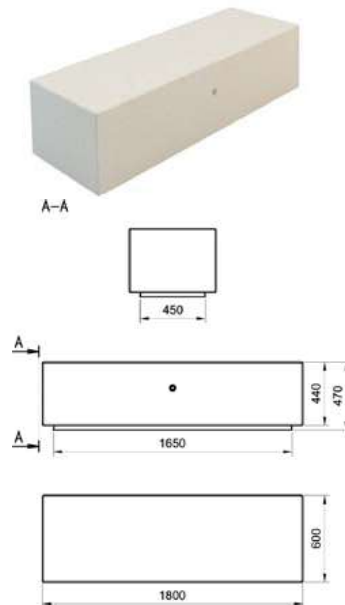


OKUME

### OPTIONS AVAILABLE:

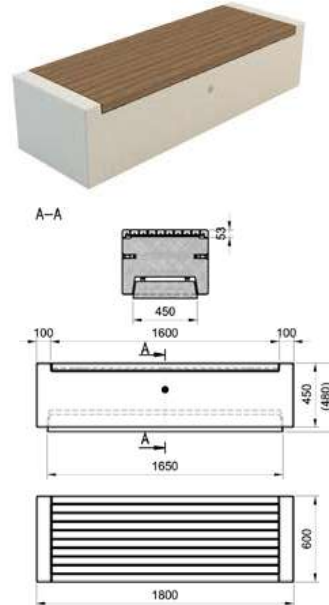
#### DEMETRA BENCH

Total weight: 1170 kg.



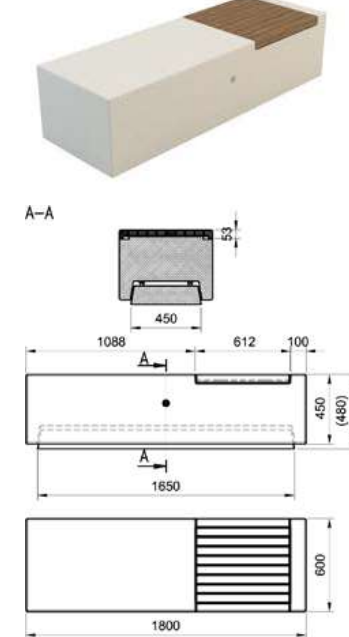
#### DEMETRA BENCH WITH FULL SEAT INSERT

Total weight: 1099 kg.



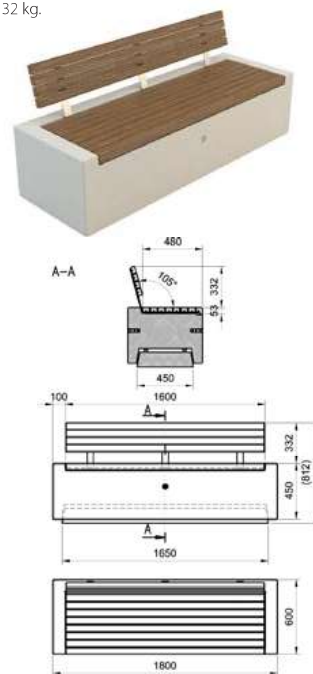
#### DEMETRA BENCH WITH SINGLE SEAT INSERT

Total weight: 1155 kg.



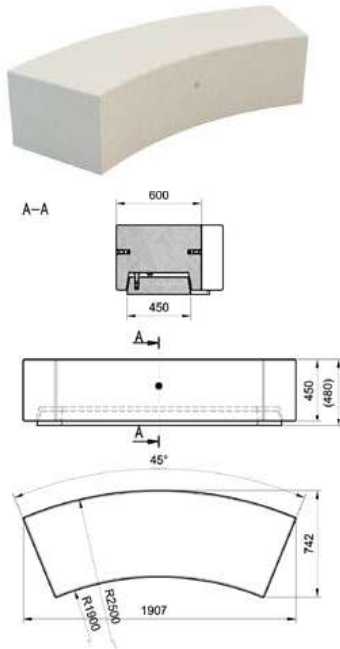
#### DEMETRA BENCH WITH FULL SEAT AND BACKREST

Total weight: 1132 kg.

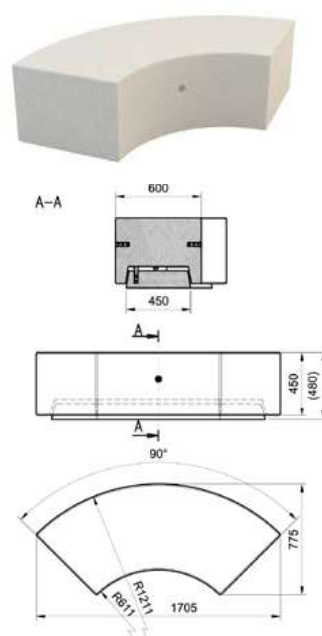


**DEMETRA CURVED BENCH**

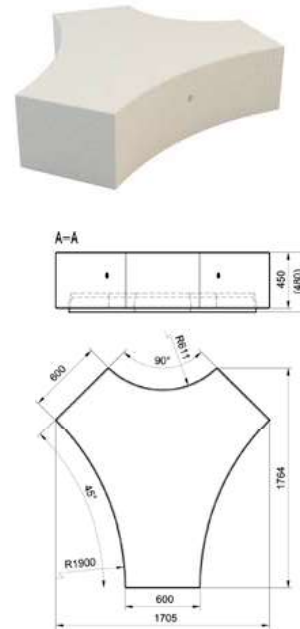
Total weight: 1139 kg.

**DEMETRA SMALL CURVED BENCH**

Total weight: 944 kg.

**DEMETRA UPSILON BENCH**

Total weight: 1881 kg.



## DEMETRA PLANTER

Modular, linear and innovative Demetra planter, fitted with a water reserve system to guarantee the soil the proper humidity level, avoiding the dispersion of internal water. The planter is supported by a base equipped with a levelling system.

Innovative water storage device which serves as a water reservoir and allows overflowing water to be diffused via an opening at the front of the planter. The water storage device is fitted in the main component.

## MATERIAL

The planter can be manufactured in precious stone or white granite.

## FINISHING

All surfaces are sandblasted, except the upper surface which is polished to give a shiny effect. Surfaces are then covered with a transparent anti-decay coating, or, upon request, with nanotechnology and/or anti-graffiti products. All edges are rounded or made blunt.

## REINFORCING

Both the planter and self levelling base are reinforced and fitted with lifting eyes that permit its lifting and levelling, and are covered with a plate after placement.

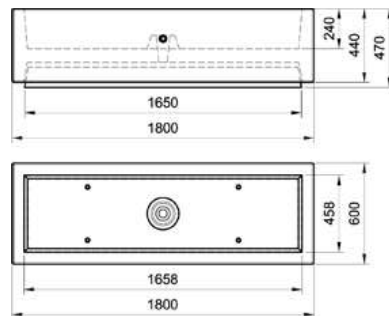
## INSTALLATION

Level the base screws and simply place the bench on the floor.

## OPTIONS AVAILABLE:

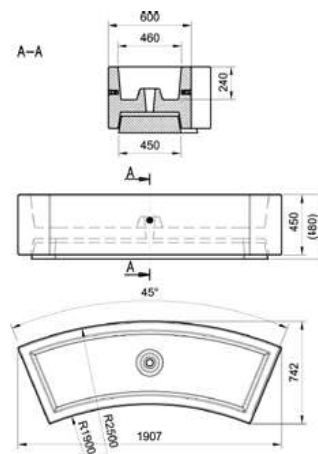
### DEMETRA PLANTER

Total weight: 740 kg



### DEMETRA CURVED PLANTER

Total weight: 730 kg



## DEMETRA COMBINED SEATER & PLANTER

Rectangular bench composed of a supporting base with built-in wooden seats on both. The bench has a rectangular central hole that, upon request, can lodge a planter, fitted with a water reserve system to guarantee the soil the proper humidity level, avoiding the dispersion of internal water.

## MATERIAL

The combined bench and planter can be manufactured in precious stone or white granite.

Each timber section is composed of 12 timber slats that have a section of 55x35mm. Slats are fastened to the seat through screws and four stainless steel plates, arranged to ease the water discharge under the slats. Choice of two timber options available - movingui or pine. The internal planter is

## FINISHING

All surfaces are sandblasted, except for the upper surface that can be polished, to give the product a shiny effect, or bush-hammered, for a rough appearance. Surfaces are then covered with a transparent anti-decay coating, or, upon request, with nanotechnology and/or anti-graffiti products. All wooden elements in movingui and pine can be impregnated and painted with a protective varnish, or treated, upon request, with an ultra-resistant coating, like "Sikkens". The steel planter is treated by a hot dip galvanisation. All edges are rounded or made blunt.

## REINFORCING

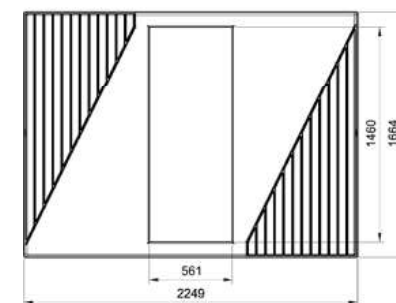
The bench is reinforced and fitted with lifting eyes that permit its lifting, and that are covered with a plate after the placement.

## INSTALLATION

Place the bench on the floor.

### DEMETRA COMBINED SEATER & PLANTER

Total weight: about 1000 kg.



Timber options



MOVINGUI



PINE