



Idylle

Unstained Hardwood Finish

Cast Iron/Steel leg colour RAL 7022 Umbra Grey

Biophilic Inspired Seating solution designed by French designer Arturo Erbsman, whose designs reflects nature & natural forms.

Cast Iron Leg design gives the illusion of rising out of the ground like the trunk of a tree.

KEY BENEFITS:

- Beautifully designed seating range that will fit into any modern public realm environment.
- Vertical battons give a modern look and feel to prompt new attitudes and usage for social seating.
- No visible fastenings after installation. Cast Iron Legs emerge from the ground and extend up the back of the seat to encase the wooden slats.
- Alternating solid and open wooden battons create a fluid curve coupled with Polished wood, battons with soft corners.
- Wide bench, narrow bench, fixed or pivoting chair also in the range provide design scope to vary rhythms, uses and postures.

SELECTION PROCESS

1. Browse the range and select the preferred product(s) to be specified.
2. Select a preferred woodstain from the colour swatches shown.
3. Refer to the colour chart for additional leg colours.
4. Contact the Marshalls sales office to request a quotation.

IDYLLE RANGE

MATERIAL

Bosse Hardwood & Cast Iron.

Wood is primed and lightly sanded to create a smooth surface. After the application of flow coat, the wood can be coated with solvent free, water-based emulsion stain.

Cast Iron is treated using powder blast process. 1st coated with an epoxy powder, 2nd coated with a polyester powder coat.

FINISHING

Hardwood timber is shown in the unstained finish as standard. Legs are made from cast iron, painted in RAL colour Umbra Grey 7022.

The frame of the fixed and pivoting armchair is made from steel zinc plated and powder coated, also painted in RAL colour Umbra Grey 7022.

Additional Cast Iron/Steel colours can be chosen from our [Sineu Graff Colour Chart](#). [Click here to view](#).

INSTALLATION

There are 2 anchoring points to secure product to the ground by an anchor rod system. Product supplied with special M20 anchor rods concealed inside each leg. Items are delivered assembled. Once fixed into place no visible fixings can be seen.

The Idylle fixed armchair is delivered assembled and has 4 fixing points to secure to the ground with suitable fixing bolts. Fixing bolts sold separately.

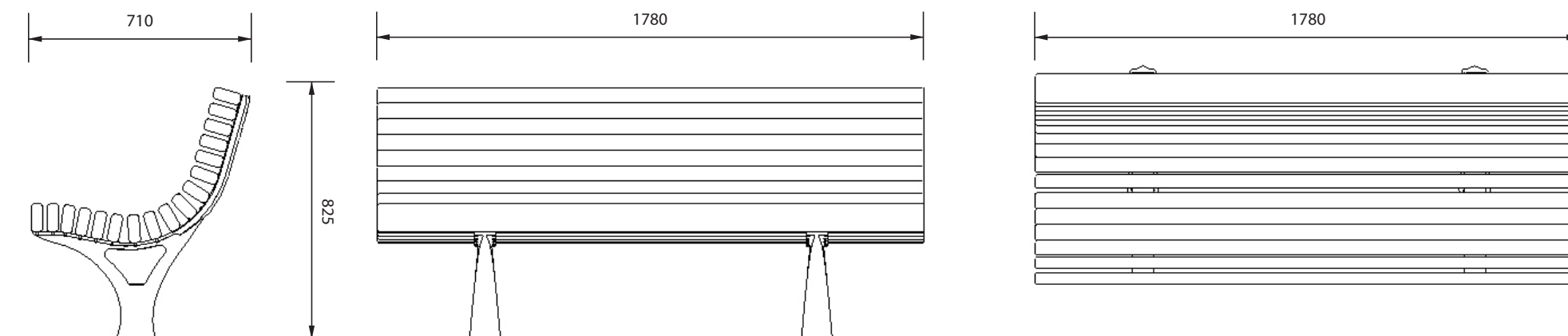
The Idylle pivoting armchair is delivered assembled and has 1 fixing point which can be secured to a suitable base plate. Base plate and fixing bolts sold separately.

OPTIONS AVAILABLE:

Idylle Seat



Weight: 136 kg
Composition: 17 wooden battons, cross section of 38 x 90mm

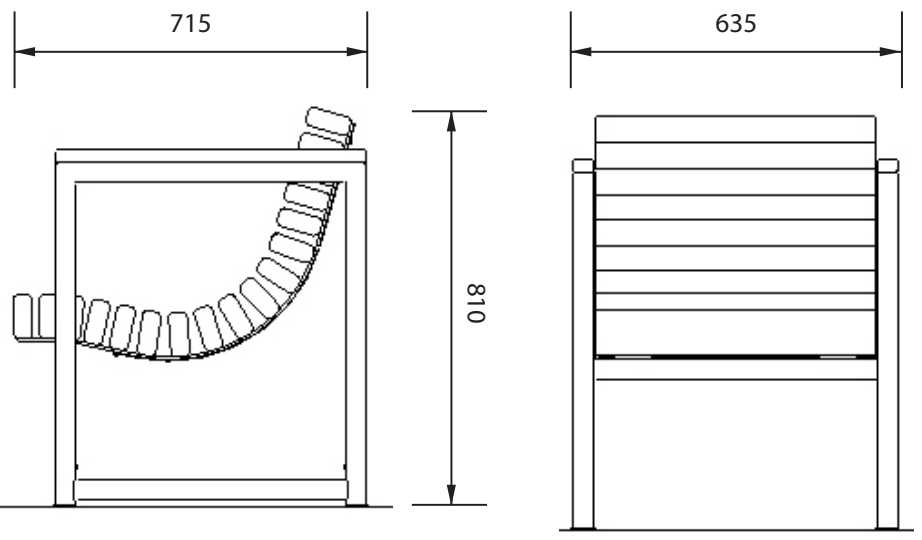


OPTIONS AVAILABLE:

Idylle Fixed Armchair



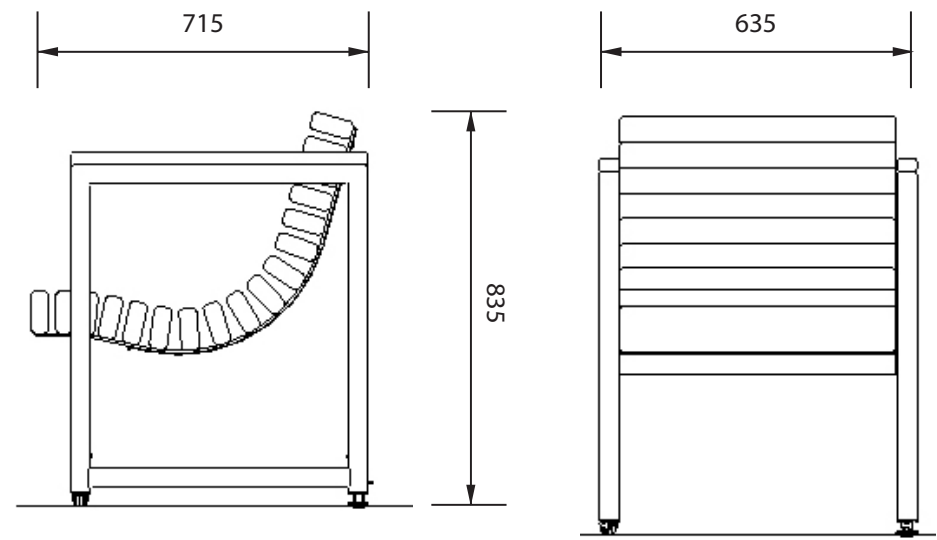
Weight: 60 kg
Composition: 17 wooden battons, cross section of 38 x 90mm



Idylle Pivoting Armchair



Weight: 61 kg
Composition: 17 wooden battons, cross section of 38 x 90mm

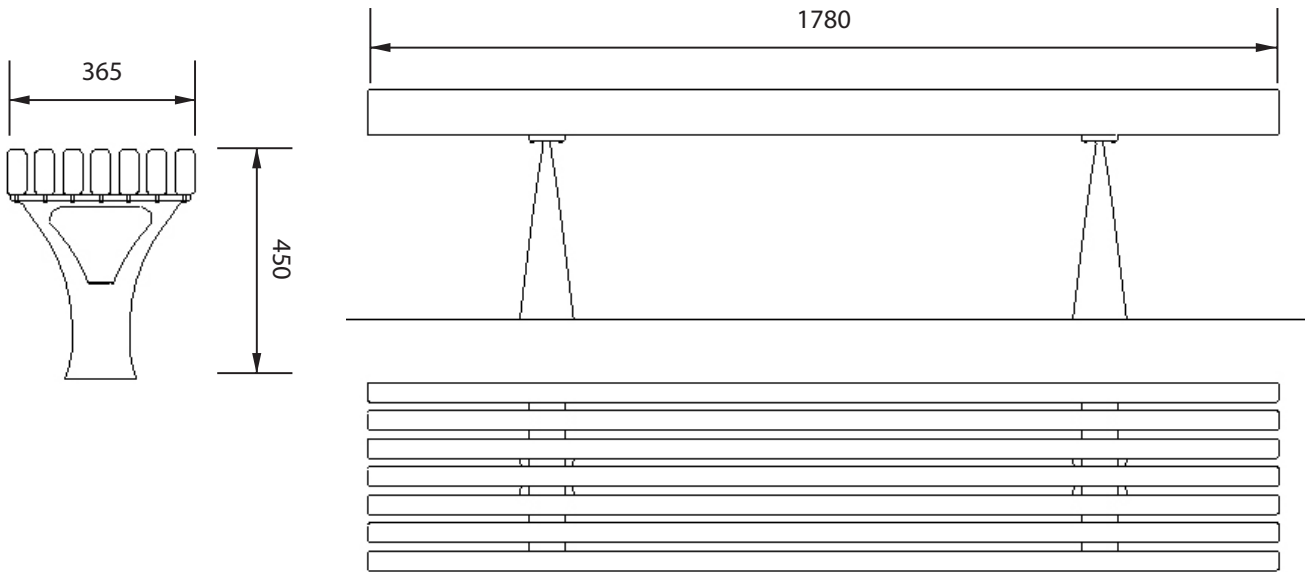


OPTIONS AVAILABLE:

Idylle Slim Bench



Weight: 63 kg
Composition: 7 wooden battons, cross section of 38 x 90mm



Idylle Wide Bench



Weight: 107 kg
Composition: 13 wooden battons, cross section of 38 x 90mm

