




LONDON BRICK

TEXTURE WALL PANELS



LONDON BRICK STYLES



Please note that due to the natural elements and processes used in creating Texture panels that colours and dimensions can vary between panels and batches, and images of the product are only indicative of the finished product. We reserve the right to alter specifications and details without notice.

6 BEAUTIFUL DESIGNS

GREAT CREATIVE SCOPE FOR VISUAL IMPACT

Enhanced atmosphere leads to increased footfall, longer dwell time and higher revenue. Visual impact is essential when enhancing the atmosphere, so selecting the right wall finish can make the vital difference to achieving your Return on Investment, and that is where we help you.

Our London Brick panels recreate the superb natural textures and features of the original walls, and contain in excess of 50% natural pigments, oxides and minerals. With 6 designs in the range, it gives you great choice for creating stand-out ambiances.



CONSISTENT FINISH

BRAND CONSISTENCY ACROSS MULTIPLE LOCATIONS

Do you ever wish for a consistent finish across multiple locations to maintain a strong brand standard? We are very experienced at working on roll out programmes and deliver our panels all over the country, from Dover to Dublin and Truro to Thurso. By using London Brick panels it ensures that every project is finished very quickly with the same great look and feel, giving continuity to your roll-out programme both in the UK and overseas.



ROBUST, DURABLE AND HIGH QUALITY

NO RE-DECORATION WORRIES

The last thing any client wants is to have the hassle and expense of replacements, repair and redecoration a few months after completing a project. Our London Brick panels are highly durable and have been used since 2006 in busy areas with high footfall such as bars, cafés, stairways, airports and even nightclub toilets!

FLEXIBLE PANELS

GREAT FOR CURVES AND CEILINGS

Do you want to create impact with curved walls or vaulted ceilings? London Brick panels can be installed on convex and concave curved surfaces, and their minimal weight means they can easily be used on the ceiling. London Brick Multi was selected for the fantastic curved ceiling of this restaurant in central London as its flexibility, low weight and speed of install lent itself perfectly to the application.



STANDARD AND FR GRADE

GREAT FOR USE IN SENSITIVE LOCATIONS

Some sensitive locations require Fire Retardant finishes. We can produce our London Brick panels in Fire Retardant Grade for these applications, and they have been used in many high profile areas such as Victoria Station, Canary Wharf, Harrods, Selfridges, Gatwick and Stansted Airport.

QUICK TO INSTALL

LESS SITE DOWNTIME AND COST

The sooner the store is open, the less disruption and cost there is, and the quicker the venue begins to earn revenue. London Brick panels are rapid to install – perfect for projects with tight timescales as they reduce the install time drastically.

In many compressed projects the fit out is done overnight or at the weekend. London Brick panels enable you to transform interiors with amazing speed.



LARGE PANEL SIZE

NO POINTING OF INDIVIDUAL BRICKS

The ease and speed of installation can make a big difference to the success of a project. The large size of our London Brick panels (in excess of 4.2m²) means the wall coverage is very quick with minimal joints. Plus you are spared pointing every single brick, which eliminates the hassle of cement mixers or wet trades and mortar drying times.


Some projects have extensive areas to cover, including multiple storeys. Our London Brick panels are simply lifted up and screwed back, covering large and sometimes awkward areas very quickly and easily, saving time and money.



LIGHTWEIGHT

NO NEED FOR STRUCTURAL SUPPORT WORK

When you are tight for time and need to keep costs down, the last thing you need is to begin strengthening the structure to cope with a traditional brick wall. London Brick panels weigh just approx. 7kg per m², which means they are easily fixed to most substrates without needing to strengthen them – ideal when you are working on a project a couple of storeys up!



TRANSFORMING SPACES



“Client really happy – job looks great...”

This project needed 150m² of brick to be installed on the 3rd floor of an extensive London office. Our panels were installed quickly with no need for strengthening work to the partitions or floor, helping this busy project complete successfully. In a similar project, our London brick panels were used on all 5 floors of a London Mews development for the very same reason.



“The client is so delighted that they might not put artwork on the wall – they don’t want to cover the brick as it looks so good”

We delivered 6 panels to site last thing on a Saturday afternoon for this client, and they went up so quickly that the Casual Dining project was fully finished by Sunday afternoon.

“Working with London Brick White was so simple and straightforward – a dream! We’ve been open a week now – every day has surpassed our revenue expectations. I would recommend London Brick White without hesitation”

This International High Street client recently moved a store down the street from their old prime location, so they were expecting the new location’s revenue to be at least 25% down. Despite that, and the fact the shopfront was covered by scaffolding and hoardings due to external work, revenue was up on every single day of the first week compared to the old location. Our client told us that almost all customers are commenting on how beautiful and interesting the store is.



PANEL INSTALLATION



1 Measure, mark out and cut the panels as required



2 Pre-drill and fix panel to wall in mortar line between bricks



3 Roughly apply jointing compound to cover joints and fixing positions



4 Shape the jointing compound to suit as it begins to go firm




5 Introduce final texture to jointing compound with brush dipped in cleaner



6 Leave for 24 hours, sparingly apply colour solutions, rag off and blend with surrounding area

EXAMPLE DETAILS



Corners - Cut to form mitre, match pattern and fix panels back either side of corner, leaving approx. 5mm gap. Apply jointing compound and shape to suit



Finishing exposed edges - If panel end is exposed, use jointing compound to fill panel edge and shape to create brick end

London brick panels contain in excess of 50% natural pigments, oxides and minerals. They are produced from original walls with exact natural textures and features in a lightweight but durable panel system.

PRODUCT INFORMATION

Applications - For use in all types of environments – Ideal for Hospitality, Commercial, Retail and Leisure. Can be produced for use externally – please give us a call to discuss

Appearance - Originates from a natural stone wall
Manufacture - Natural pigments and oxides form the outer surface of the reinforced polyester matrix

Substructure - Can be a framework of aluminium or wood, or to walls of masonry or timber board walls

Flexibility - Can be fastened to curved structures. Please consult our Technical Department for radii below 4 metres

Water resistance - Waterproof, unaffected by moisture

Weathering - Natural particles allow weathering similar to the original material

HAVE YOU SEEN OUR **CONCRETE, STONE AND TIMBER PANELS** FROM OUR TEXTURE RANGE?

Maintenance - Not needed apart from occasional dusting. Any dirt deposits can be wiped off

Installation - Easily through-fixed to substructure or walls

Joints and fixings - Disguised during installation with homogenous system

Cutting - Cut with diamond tipped abrasive wheel

TECHNICAL DETAILS

Nominal Sheet Size - 3300mm (w) x 1280mm (t)

Approximate Material Thickness - 5mm (not including undulation)

Typical Maximum Relief (Undulation) - 15mm

Approximate Weight - 7kg per m²

VTECGROUP.CO.UK

For orders, help and advice or
inspiration for your space, visit
our website or call our team.

Write to us at **Vtec Group**
Unit 7, Callywith Gate Ind. Estate
Bodmin, Cornwall, PL31 2RQ

Call us on **03307 00 00 30**
Monday to Friday 8am to 5pm

Email us at **info@vtecgroupp.co.uk**

