


STUART

PH ES Automatic Flow Switch Pumps

Ideal for the pressurisation of water to outlets in a positive head application, where an instant boosted supply is required from a simple to install package.

The range is suitable for commercial and domestic use, pumping hot or cold water.

50 Hz



2 YEAR
GUARANTEE

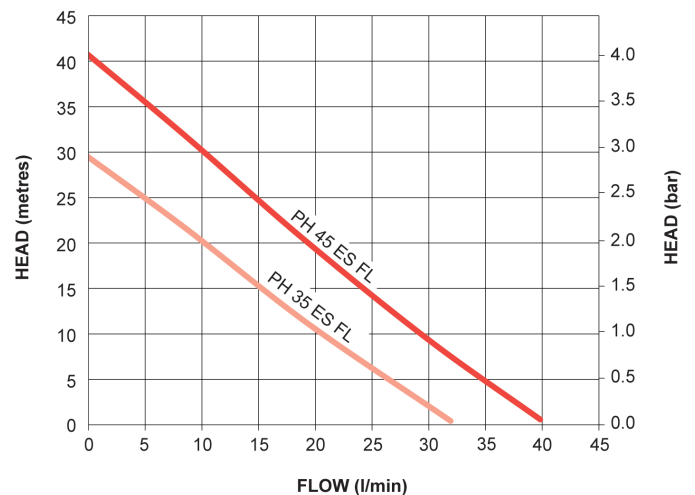
From **61** dB(A)
Quiet Operation

Features

- Peripheral pump
- Flow rates up to 41 litres per minute and heads up to 40 metres
- End suction, vertical delivery connections
- Extended life seal
- Automatic flow switch control
- Brass pump head and impeller
- Continuously rated
- 2 year guarantee

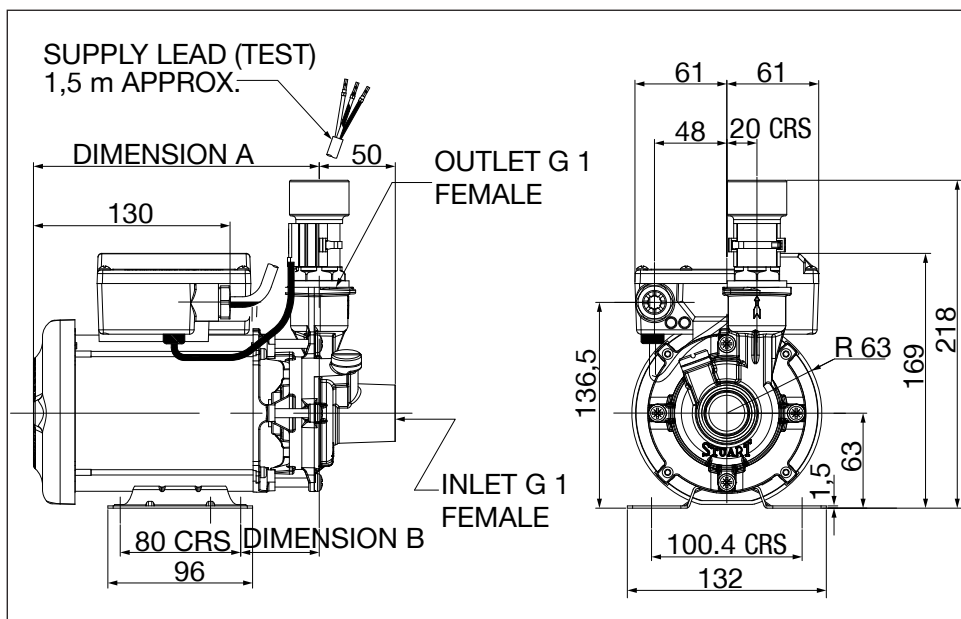
Application

- The range is suitable for commercial or domestic use, pumping hot or cold water



Pump Model		PH 35 ES FL 50 Hz 46566	PH 45 ES FL 50 Hz 46567
General	Guarantee	2 years	
	WRAS approval	Approved materials	
	Approvals	CE	
Features	Pump type	Peripheral	
	Pump controls	Flow switch	
	Dry run protection	✓	✓
	Priming vent plug	✓	✓
	Typical noise	61 dB(A)	64 dB(A)
Materials	Pump body	Brass	
	Impeller	Brass	
	Mechanical seal	EPDM / PTFE / Al. Oxide	
Performance	Maximum head – closed valve	3.3 bar / 33 metres	4.0 bar / 40 metres
	Performance	2.2 bar / 22 m @ 9 l/min	3.3 bar / 33 m @ 9 l/min
	Performance	1.3 bar / 13 m @ 18 l/min	2.3 bar / 23 m @ 18 l/min
	Maximum flow	33 l/min	41 l/min
	Minimum static inlet pressure	0.05 bar (0.5 metres)	
	Maximum static inlet pressure	1.0 bar (10 metres)	
	Maximum working pressure*	600 kPa (6 bar)	
	Max. ambient air temperature (continuous)	40 °C	40 °C
	Max. ambient air temperature (intermittent)	50 °C	50 °C
	Min / Max water temperature	Min 4 °C / Max 80 °C	
Flow switch sensitivity	1 l/min (approx)		
Connections	Pump connections	G 1 female	
Motor	Type	Induction, auto-reset thermal trip	
	Duty rating	Continuous (S1) @ 5 l/min and above	
Electrical	Power supply (Vac/Ph/Hz)	230 V a.c. / 1 / 50 Hz	
	Power consumption – P1	446 Watts	665 Watts
	Current – full load	1.9 Amps	2.9 Amps
	Fuse rating	5 Amps	
	Power cable length	1.5 metres (pre-wired)	
Physical	Enclosure protection	IP44	
	Length	241 mm	257 mm
	Width	132 mm	
	Height – excluding hoses	218 mm	
	Weight – including fittings	5.6 Kg	6.6 Kg

* The maximum pressure that can be applied to the pump under any installation conditions.



Pump Description	Dim. 'A'	Dim. 'B'
PH 35 ES FL	191 mm	53 mm
PH 45 ES FL	207 mm	53 mm

Stuart Turner Limited reserves the right to amend specifications without notice.