

# country kerb & edge



ISO 9001:2008



ISO 14001:2004



## heavy-duty kerbing


- Features an exposed granular surface
- Emulates the unique aged appearance of traditional granite kerbs
- Offers all the benefits of modern concrete kerbing
- Designed with strength and durability in mind

## product specifications

<b>Product type</b>	Concrete Kerb
<b>Manufactured to</b>	BS EN 1340:2003
<b>Strength</b>	> 3.5MPa
<b>Installed to</b>	BS 7533-6:1999
<b>BS Plus</b>	Q10 110
<b>Applications</b>	Residential and Commercial when used in conjunction with the correct sub-base design in accordance with the latest British Standard.
<b>Energy used</b>	100% renewable energy
<b>Water used</b>	100% water used from rainwater harvesting system
<b>Carbon Footprint</b>	<b>255x125x915mm:</b> 13kgCO <sub>2</sub> e/ea <b>255x145x915mm:</b> 13kgCO <sub>2</sub> e/ea <b>150x75x90mm:</b> 4kgCO <sub>2</sub> e/ea
<b>Recyclable</b>	100% of this product can be recycled
<b>Recycled content</b>	Not less than 31% recycled materials included (Granite Aggregate Kerb)
<b>Manufacturing location</b>	Produced in the UK with locally sourced materials
<b>breem rating</b> www.bre.co.uk	Refer to the Green Guide to Specification, 4th Edition 2009.

Tobermore products are manufactured in accordance with an accredited ISO 9001:2008 quality system. Manufacturing facilities are accredited to ISO14001:2004 Environmental Management. The company publish Environmental labels and declarations in accordance with BS EN ISO 14021:2001.


## product profile



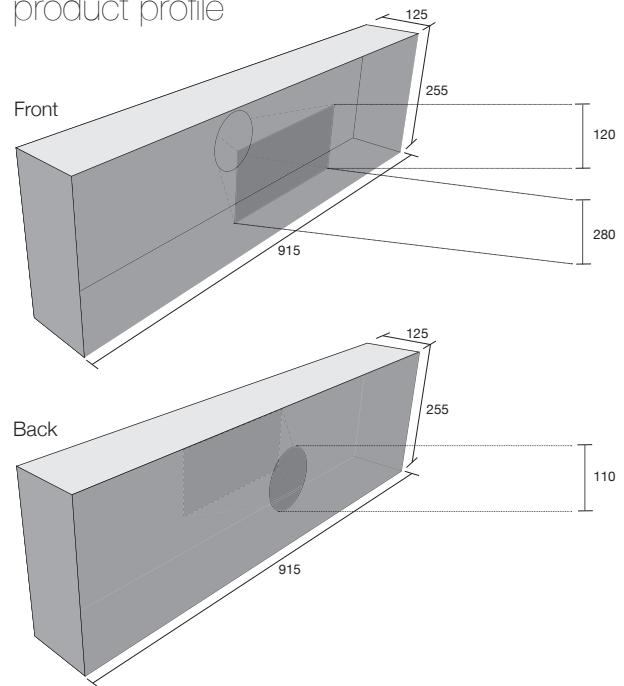
Country Kerb Granite Aggregate

Country Edge Granite Aggregate

## colours



## product profile



Country Kerb Offlet

product	size (mm)	colours available	in stock	no. per pack	weight (kg) per pack	
COUNTRY KERB <b>BIM</b>	255 x 125 x 915	Granite Aggregate, Standard Aggregate	YES	18	1251	
		Graphite	SPECIAL ORDER			
	255 x 145 x 915	Granite Aggregate	YES	16	1282	
COUNTRY EDGE <b>BIM</b>	150 x 75 x 900	Granite Aggregate	YES	60	1200	
COUNTRY KERB	Dropper (specify left or right hand dropper)	255/150 x 125 x 915	Granite Aggregate, Standard Aggregate	MADE TO ORDER	18	915
		255/150 x 145 x 915	Granite Aggregate	MADE TO ORDER	16	1282
	Dropper Centre Kerb	150 x 125 x 915	Granite Aggregate	MADE TO ORDER	36	1512
		150 x 145 x 915	Granite Aggregate	MADE TO ORDER	36	1728
	External or Internal Corner	255 x 145 x 915	Granite Aggregate	MADE TO ORDER	16	1282
	Delineation	255 x 125 x 915	Granite Aggregate with Black Strip	SPECIAL ORDER	18	1251
Offlet	255 x 125 x 915	Granite Aggregate	SPECIAL ORDER	18	1251	

**BIM** This product is available to download from our website in **BIM Level 2** format. \*Kerbs can be cut as required - contact us for further details. Refer to all instructions and warnings on our website