





Tobermore

An Introduction



 Tobermore




Trust Tobermore

Paving & Walling for the digital age

We have developed an extensive digital resource, capable of empowering designers to source, select and specify the optimum paving and walling solutions for every project.



Find out more at
tobermore.co.uk



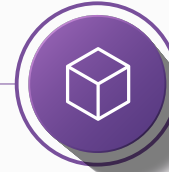
NBS PLUS/CREATE

Our NBS product specifications provide distinctive and informative information, essential for construction professionals in the industry's digital revolution.



DOWNLOADS

If you prefer a paperless office, all of our data, brochures and case studies etc. can be easily downloaded from the Tobermore website.



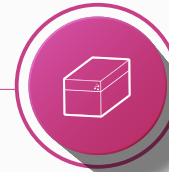
BIM DOWNLOAD

Tobermore's BIM objects are accessed via our website. Our products' physical characteristics can be transferred directly into your Building Information Model.




DESIGN INSPIRATION

Be inspired by searching our extensive online photo gallery or refer to our case studies for recent applications. Choose to filter by product category or project type.



SAMPLES & QUOTES

Our digital forms are the fastest way to request product samples or request a quote thanks to our highly responsive specification service.



COLLABORATIVE WORKING

We facilitate easy design collaboration with colleagues via our online Product Folder feature and convenient links for sharing via email or your preferred social media channel.

A Proud History

TOBERMORE
SAND & GRAVEL Co.

75 Years & counting

Behind every remarkable company lies a story of vision and exceptional determination.


At Tobermore our inspirational story began over 75 years ago when Sam Henderson returned from the war as a young man. His mother had saved £500 during his time away and this was quickly invested in a fledgling family business. Sam went on to lead the business into pioneering production of concrete products before subsequent developments laid the foundations for the Tobermore brand.

Today, Tobermore remains family owned and managed, with the same vision, determination and values which are driving the business forward as one of the UK and Ireland's leading manufacturers of concrete paving and walling products. We are now trusted suppliers to some of the

country's most prestigious schemes in partnership with leading contractors and housebuilders.

At Tobermore "average" is never acceptable. Our recent £4m investment in the world's most advanced manufacturing equipment is indicative of our determination to always serve our chosen markets with excellent quality and service.

In 2019 we launched a fresh new face for Tobermore reflecting the energy and spirit which drives our people to bring market-beating solutions to designers and contractors across the country. Innovation fuels our growth as we find new ways to further enhance product performance, making us enthusiastic about Tobermore's future in a market which recognises the true value of our 'right first time', responsive service.



“ Our continual investment in people and new technology is securing Tobermore's excellence for both quality and service.

David Henderson
Managing Director

Responsible Manufacturing

We care about our impact on the global environment, so we invest in a robust programme of continuous environmental improvement.



Energy

We are reducing our carbon footprint by hundreds of tonnes each year by investing in the production of our own clean energy output from solar panels and a 250kw wind turbine.



Waste

We have reduced our waste to landfill to zero through a process of continual improvement in production efficiency and the 100% recycling of manufacturing residue.



Transport

We maximise transport efficiency through our "on time and in full" policy. All loads are despatched from a single site and vehicle use is optimised through back loading.



Water

We recycle 100% of the water used in our manufacturing process and manage our use of this precious resource by investing in systems to harvest rainwater.



Packaging

We use 100% recyclable packaging and provide the maximum protection for our products with minimum environmental impact.

Technical Excellence

PrimeTop®

PrimeTop is the high performance feature which differentiates Tobermore from standard concrete paving. Tobermore's PrimeTop is manufactured with a premium, hard-wearing surface layer which adds significant performance benefits.



PrimeTop Layer

Hard-wearing Surface

The PrimeTop surface layer has a dense composition of finer aggregates, hard sand and a higher percentage of cement. This hardened surface layer has enhanced strength and increased resistance to wear and tear, for both pedestrian and vehicular traffic.

We produce two different material mixes; the PrimeTop layer and a robust base layer formulated for optimum structural performance. Both layers are formed simultaneously, producing an inseparable bond that stands the test of time.

Aesthetic appeal & enhanced weathering

The PrimeTop surface layer contains a high concentration of pigment creating vibrant colour and exceptional UV performance, leading to enhanced weathering properties.

Tobermore PrimeTop is renowned for its superior long-term retention of colour and visual appeal.



PrimeTop

Look for products with the PrimeTop logo



✓ More
Cement

✓ More
Pigment

✓ Finer
Aggregates

Ef-Stop[®]

Combatting efflorescence

Every aspect of our product's performance is researched and optimised to provide an excellent long-lasting appearance. In respect to the challenge of efflorescence, we have invested in manufacturing technology which enables us to produce virtually efflorescence free paving.

Efflorescence is perhaps the single biggest problem encountered with decorative concrete paving products. The cause of efflorescence is simply a chemical reaction between the cement in the concrete and rainwater causing the formation of calcium carbonate. This white, crystalline substance stains the surface and spoils the appearance of the paving.

In the Tobermore manufacturing process, we cure our products in a warm vapour atmosphere

for 12 hours, which ensures that efflorescence is dramatically reduced. Moreover, the vapour curing also enhances the colour, improves the strength and cures the products much faster, allowing products to be used almost immediately.



 **Ef-Stop**
Look for products with the Ef-Stop logo



Competitor's paving



Vapour Cured
The Ef-Stop protection includes an intense vapour curing process. Vapour penetrates to the core of the paver.

Reliable Partner

ServiceSure

ServiceSure is Tobermore's unique package of customer service benefits developed to ensure an efficient, consistent and streamlined experience. This unbeatable, seamless service follows your project from initial enquiry to delivery and beyond, keeping you fully informed at every stage.

Delivery excellence

You can trust Tobermore to fulfil your order on time and in full as agreed. This industry leading service is proven week in week out and in 2018 we achieved outstanding delivery performance with 99.47% of orders on time and in full.

99.4%
ON TIME IN FULL

Easy Spec

Our specification team is on hand across the UK and Ireland to support you with technical advice, design support and samples. Tobermore's comprehensive website provides additional access to useful information. This is backed up by a package of the industry's leading specification tools including NBS Plus/Create and BIM level 2.



Fast Quote

We always turn around quotes within one working day.

Unrivalled availability

With more stock on the ground and a faster turnaround on batch controlled orders we offer market leading availability on a full range of paving and walling products. Because we manufacture everything on one site we can combine mixed product loads for customer friendly logistics.



Intelligent Ordering

Every order placed with Tobermore is sense checked on receipt by one of our trusted advisors who will liaise with you directly to ensure quantity, format and delivery details are right first time. All orders will receive an Order Confirmation with clear product and pricing information.

Artro

The name for creative paving

You create the look

Tobermore is constantly innovating and introducing new products to the market. Artro is the latest product to be added to the range.

Inspired by the intimate scale of traditional European clay pavers, Artro brings the concept right up to date, providing inspirational options for landscape designers.

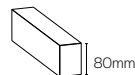
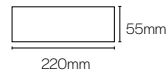
With creativity at its core, Artro's strength lies in its ability to adapt to each application, throwing the doors open to creativity in layout and design. Artro allows you to explore multiple design concepts suitable for both contemporary and traditional projects.



A new trafficable paving solution

Artro is a trafficable paving range providing the option of vehicular access in commercial, public realm or residential projects. Reflecting the trend for linear paving, each option is manufactured with our proven PrimeTop technology, providing both the aesthetics and performance required by discerning landscape designers.

Size







One range, a world of possibilities

Equally in a residential setting or busy public space, Artro draws on a range of laying patterns, jointing materials and colour mixes to create distinctive schemes with personality.

Cool Palette

Using Artro's cool palette in a single colour or grey mix will provide a contemporary on-trend appearance for any project.

Tailor the look with the choice of jointing material used, with the option of either rigid installation and mortar joints of >6mm or flexible installation with close 2-5mm sand joints.



Warm Palette

Choose from the warm palette to create a sense of quality and authenticity in a traditional surrounding. Lay in a linear or herringbone pattern to re-create the aesthetic appeal of European clay pavers and benefit from Artro's modern, trafficable performance.

Artro's warm palette tones are the perfect match for hard landscaping around traditional buildings and are typically laid with flexible installation with close 2-5mm sand joints.



Pedestrian Use



Light Traffic



Commercial Traffic

Refer to relevant guidance in BS 7533

For Choice

Texture & Scale

Create Character with Texture and Scale.

Creating character in hard landscaping schemes relies on the balance between paving texture and scale. At Tobermore, we bring you more choice, to help achieve your vision for every project.



Texture

Smooth surface products are ideal for areas where pedestrian wheeled traffic such as trolleys or buggies are frequently expected. Our diamond tipped grinding process is used to produce smooth, ground surfaces, in our premium Braemar and Anglesey paving ranges.

Rougher surface textures are associated with enhanced slip resistance and are suitable for use in most applications.

Tobermore's granite aggregate ranges offer a natural surface texture, blending well into both the built and natural environment, providing an attractive, hard-wearing solution.

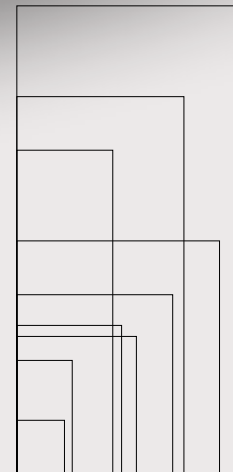


Surface solutions for all applications

Scale

A comprehensive selection of sizes is available across our block and flag paving ranges. Various sizes from 100x100 to 1200 x 400, facilitate the ideal paving design for everything from intimate courtyards and pathways to expansive public spaces.

Create engaging visual appeal through the selection of different paving formats and laying patterns with options including modern plank style, mixed sizes, square, rectangular or even circular features.



Comprehensive size range

Colour & Tone

Create Impact with Colour & Tone.

Colour is a major factor in paving design with the option to complement or contrast with the surrounding buildings and planting. At Tobermore we create colour through a variety of manufacturing techniques, each perfected to provide longer lasting colour performance.

Colour

Spanning the colour spectrum from cool greys to warm buffs the range includes colour highlights ideal for adding interest and contrast in mixed colour designs.



Tone

We produce a range of tonal effects through a variety of material ingredients. We use single pigments for strong vibrant solid colours or mixed pigments to create blended effects across a paved area. The natural aggregates in our granite ranges create a unique effect, often with a natural sparkle and tonal interest.



Education

Tobermore excels in the provision of paving across a full range of applications within the Education sector, with solutions designed to retain their appearance over time, despite high traffic demands.

Our extensive range of smooth, textured and granite style paving meet the differing requirements of learning, sports and accommodation spaces across 1st, 2nd and 3rd level education projects.



Peel Park Quarter
University of Salford

Products:
Hydropave Fusion
Silver & Graphite

Country Kerb
Graphite Aggregate



Landscape Architect
Gillespies

Main Contractor
Graham Construction

Groundworker
Gibson Paving

Public Realm

Designing public spaces and townscapes to create a real sense of place requires the careful selection of hard landscaping materials. Our extensive range of textures, colours and sizes has been created to maximise the creative options without limiting the performance required for these high traffic locations. It is here that Tobermore's experience and advanced manufacturing techniques really count.



Camberwell Regeneration Southwark, London

Products:
City Pave VSS
Charcoal, Mid Grey & Silver


Client
Southwark Council

Architect
John McAslan & Partners

Groundworker
Blakedown Landscapes

Commercial/Retail

Tobermore paving and walling excels in commercial environments thanks to the innovative PrimeTop manufacturing process which creates harder wearing products. Every aspect of design flexibility can be facilitated through the variety of scale, texture, colours and natural materials available in the range. We assist design professionals through technical support including easily accessed data in NBS plus and BIM formats.



British Airways i360
Brighton

Products:
Sienna Duo
Silver

Client
Brighton i360 Ltd

Architect
Marks Barfield Architects

Landscape Architect
The Terra Firma Consultancy

Groundworker
JT Mackley & Co. Ltd

Medical & Healthcare

Designers of hospitals and health facilities place a high value on using both hard and soft landscaping to create a sense of well-being for patients and staff. Tobermore's wide range of natural colours, textures and sizes facilitate the design of hard wearing yet attractive spaces within a busy environment. A full range of technical services are available to assist the designer to deliver their creative vision for the scheme.



Queen Elizabeth II Hospital
Hertfordshire

Products:
Sienna & Sienna Duo
Graphite & Silver

Architect
Penoyre & Prasad

Landscape Architect
Macfarlane & Associates

Main Contractor
Balfour Beatty

Sports & Leisure

Great paving adds to the experience enjoyed by those visiting and participating in sports and leisure venues. Tobermore facilitates the design of modern paving schemes through contemporary laying patterns and striking colour combinations. Our range of formats including plank, block and flag paving include options suitable for a diverse range of applications with varying needs for both pedestrian and vehicular traffic.



Sir Chris Hoy Velodrome
Glasgow

Products:

Sienna Duo
Graphite & Sandstone

Hydropave Sienna Duo
Graphite & Silver

Hydropave 240
Bracken & Charcoal

Architect
3DReid

Main Contractor
Sir Robert Alpine, Edinburgh

Sub Contractor
Land Engineering, Glasgow

Housing

Hard landscaping plays a significant part in creating the visual appeal essential for desirable homes. Our vibrant block paving creates real impact for roads, driveways and paths with a range of options to complement every style of development. The design of inviting outdoor spaces is made possible by Tobermore's vast range of paving formats, colour and texture, including the option for unique low maintenance paving.



Salterns Reach
Prinsted

Products:
Hydropave Tegula Duo
Heather

Hydropave Tegula 240
Natural

Developer
Junnell Homes

Landscape Designer
Beth Moore (Tobermore)

Retaining Walls

The use of Retaining Walls is a growing requirement as site space is increasingly optimised across varying levels. To meet these needs, Tobermore has developed a highly efficient range of pre-finished Retaining Wall products which assist specifiers in creating attractive schemes with a high degree of effectiveness on-site.



The Woodlands
Loughborough

Products:
Secura Grand
Bracken

Developer
Willmark Homes LTD



Contact Us

GB: 0844 800 5736

NI: 028 7964 2411

ROI: 048 7964 2411

Email

technical@tobermore.co.uk

sales@tobermore.co.uk

Paving



Walling & Retaining Walls



Facing Brick

