

ACTION & IMAGINATION


Creating opportunities for play, risk taking and role play are all key elements in a school's outside space and ensuring this type of provision is available will contribute to a child's overall enjoyment of school life as well as the child's health, development and general well being. Our multi play units, towers and climbing structures have evolved over the last few years to incorporate greater open ended, non prescriptive play units encouraging more unstructured play, designed to offer big play value with minimum maintenance.



" Absolutely fantastic! You made an excellent job - it's an amazing piece of play equipment - transformed our outdoor play."

Pick Up Sticks Range

Irregular timber logs linked with tactile tensioned ropes have been incorporated within our Pick Up Sticks range to replicate the excitement and exhilaration of tree climbing. The irregular structures offer varied risk, challenge and problem solving opportunities as well as the advantage of being very open ended. Non prescriptive in its style, it can be a boat one day, a space ship the next or a huge den. We have designed five variations of the unit to suit ages from 4-11 with varying degrees of difficulty.



Pick Up Sticks 1
Code PICUS1

Designed for early years to promote grip, grasp and decision making skills.



Pick Up Sticks 4
Code PICUS4

More challenging structure aimed at KS1 & 2, with the addition of a spider's web net promoting strength and coordination.



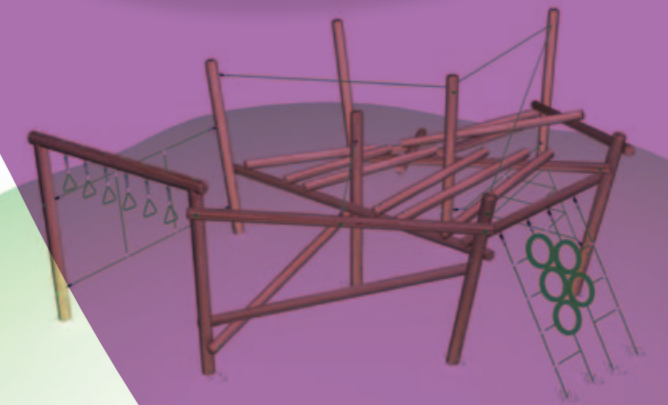
Pick Up Sticks 3
Code PICUS3-PS

Slightly higher than the PUS 1 but with the addition of a slide for less confident children who find climbing down much more difficult than up.



Pick Up Sticks 6
Code PICUS6

Higher unit for KS1 & 2 allowing hanging and swinging under the unit as well as consideration agility and problem solving skills to negotiate around the unit.



Pick Up Sticks 8
Code PICUS8

More complex design and greater focus on upper body strength, this version is designed for more confident KS1 & KS2 pupils.

Young Explorers

Designed with an emphasis on maximising play value and incorporating a wide range of physical challenges, the Young Explorers Range is dynamic enough to challenge children of varying abilities within the under seven age group. Each activity unit combines the finest natural play grade timber with ropes, steps and ramps arranged to replicate tree climbing, rope swinging and crawling. The platforms and space beneath offer significant opportunity for role play and den creation as well as shady spaces.

All Young Explorers are available with deck heights of 600mm or 900mm



Hudson
Code HUDS



Marco Polo
Code MARCO



Crusoe
Code CRUSOE



Cook
Code COOK



Raleigh
Code RALEI



Hillary
Code HILLA



Scott
Code SCOTT

Drake
Code DRAKE



Mini Forest Range

Dynamic climbing and sliding structures aimed in particular at confident KS1 students through to KS2, the Mini Forest Range combines timber ropes and rock-holds to create a challenging playscape with a focus on upper body strength and decision making. The units are completely modular allowing a specific unit to be designed to suit the unique needs of an individual setting.



Grove
Code 6180-GRO



Copse
Code 6180-COP/PS



Glade
Code 6180-GLA



Orchard
Code 6180-ORC



Spinney
Code 6180-SPI



ACTION & IMAGINATION

Castle, Space or Hollywood Towers
The choice is yours! All available in 600mm, 900mm, 1200mm and 1500mm platform heights.
All elements are interchangeable and stainless steel slides can also be incorporated.



Castle range

Features Include:

- Poly Slide
- Fireman's Pole
- Castle Wall Climber Panel
- Castle Infill Panel
- Pull Up Rope Climber
- Arch Climber
- Scramble Net
- Infill Panel
- Net Bridge
- Straight Ladder
- Arch Bridge
- Straight Bridge



Excalibur Castle Tower
Code EXCALIBUR09P

Lancelot Castle Tower
Code LANCELOT09P

Guinevere Castle Tower
Code GUINEVERE09P



Space range

Features Include:

- Poly Slide
- Fireman's Pole
- Space Climber Panel
- Bubble Window Panel
- Arch Ladder
- Arch Bridge
- Straight Ladder
- Net Bridge
- Scramble Net
- Infill Panel
- End Rope Net



Ariane Space Tower
Code ARIANE09P

Intrepid Space Tower
Code INTREPID09P

Saturn Space Tower
Code SATURN09P

Hollywood range

New and improved, this range offers a combination of bright, colourful HDPE and vibrant powder coated steelwork.

Features Include:

- Poly Slide
- Fireman's Pole
- Tower Climber Panel
- Pull Up Rope Climber
- Bubble Window Panel
- Arch Ladder
- Straight Ladder
- Net Bridge
- Tower Wall Climber
- Infill Panel
- Link Rope Net
- End Rope Net



Ventura Hollywood Tower
Code HTVEN09P

Bel Air Hollywood Tower
Code HTBELAIR09P

Meteor Hollywood Tower
Code HTMETE09

Twister Hollywood Tower
Code HTTWSI09



Apollo Hollywood Tower
Code HTAPOL09P

Melrose Hollywood Tower
Code HTMEL09P

Sunset Hollywood Tower
Code HTSUN09P

Dixie Hollywood Tower
Code HTDIXI09P

As designers and manufacturers of our equipment we can offer a unique bespoke design service for any of our tower units ~ from configuration to colour and themes, let the imagination run wild!



ACTION & IMAGINATION

Bouldering Wall

Constructed of a sturdy timber backing, with climbing holds of various shapes and sizes, these walls are designed to be technically challenging and whilst the climber may not be at a great height, coordination, stamina and skill will be required to complete the apparatus. The walls are of a modular design manufactured to a standard wall unit width of 2.5m x 1.8m high and can be connected to form endless combinations. By virtue of the different sizes and shapes of the holds on these units, varying degrees of challenges are offered.

Bouldering Wall

Units can be double or single sided

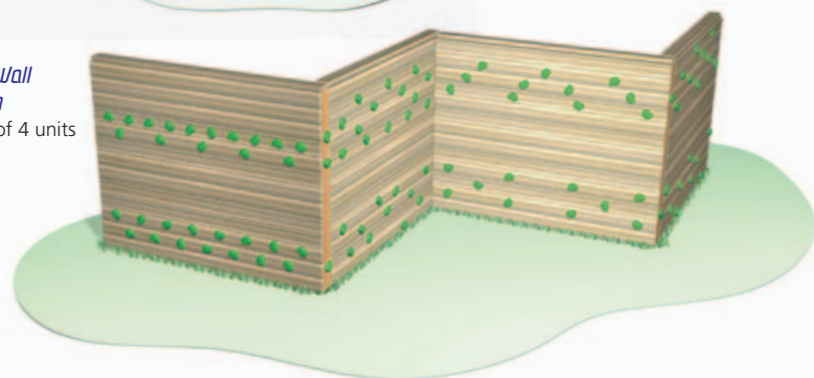
Single sided wall unit
Code BWSGL

Double sided wall unit
Code BWDBL



Bouldering Wall combination

Comprising of 4 units



Climbing Walls

Climbing and Traverse Walls can be used as stand alone units or as part of a trail.

Curved Bubble Climbing Wall
Code BCW20



Traverse Walls



Jungle Traverse Wall
Code JTW




Pathfinder Traverse Wall
Code PFTW

Jigsaw Traverse Wall
Code JIGTW



Curved Bubble Traverse Wall
Code BUBTW



Bespoke Mounds

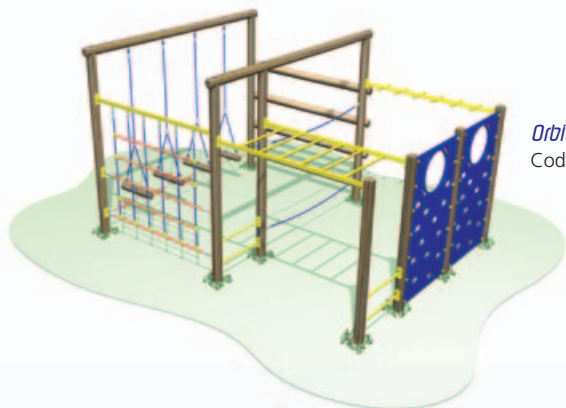
We like to create playscapes that are as unique as your children and making use of existing landscape features is an important part of this. Where settings are not lucky enough to have them we create sustainable, low maintenance features such as mounds with tunnels, natural stepping logs, rockscapes and hideaway places; places to play and learn in all weathers. Just a small selection is shown here.



Space Frames

Space Frames offer a phenomenal amount of play opportunity in a compact design and ensure improvement in mental agility as well as upper and lower body strength.

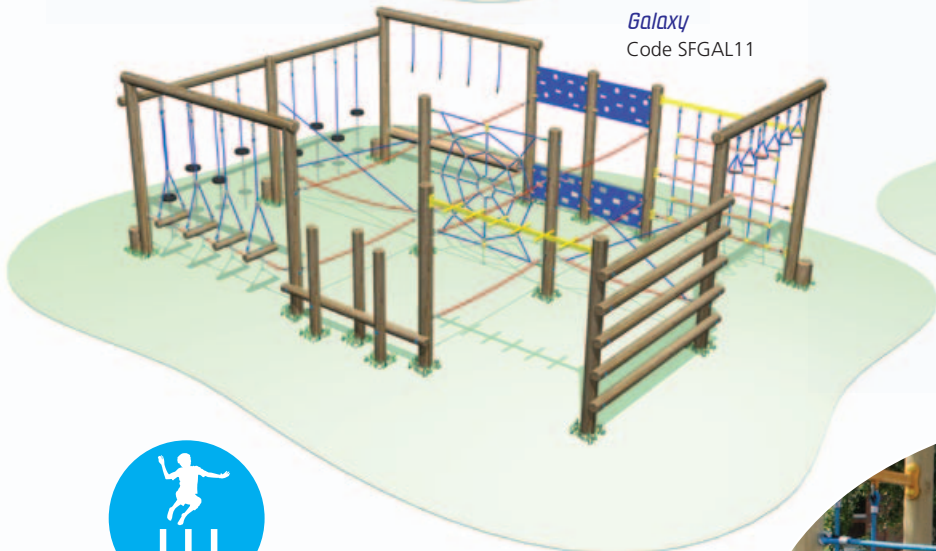
ACTION & IMAGINATION



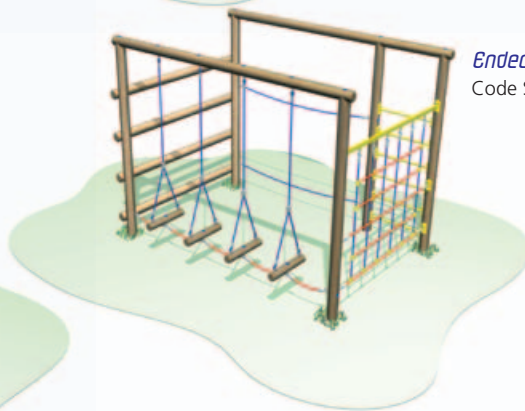
Orbiter
Code SFORB10



Discovery
Code SFDIS10



Galaxy
Code SFGAL11



Endeavour
Code SFEND10

