

AEL warmrack


Heated Towel Rail & Rack Systems



Tornado Plus



Spencer



Benson MPS



Carson

AEL
HEATING SOLUTIONS



spencer

Towel Radiator

The **SPENCER** towel radiator has been improved to look even more elegant and perform even more efficiently than ever before.

When closed the **SPENCER** is a luxury towel warmer in a refined design and when opened it also becomes a capacious and functional drying rack with a choice of up to 4 racks which has proven a very stylish and effective way of drying clothes or towels while heating your bathroom.

For price and availability please contact your local Plumbers Merchant.

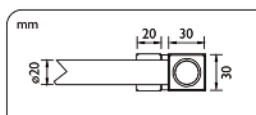
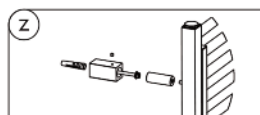
AEL reserve the right to alter designs and specifications without prior notice



SPENCER: Ladder Towel Rail Design with Optional 2, 3 or 4 Pull Down Airing Shelf System										OPEN PANEL		
MODEL	COLOUR	TUBE	WALL TO	" C "FLOW > RETURN	WIDTH "B"	DEPTH	OPEN SHELF	NUMBER	HEIGHT "A"	WEIGHT	WATER	MAX OUTPUT W
SPENCER		NUMBER	PIPE CENTRE mm	PIPE CENTRES mm	mm	mm	DEPTH mm	OF SHELF	mm	Kg (DRY)	CONTENT LITRES	dt 50 oC
SPC19/48C	CHROME	19	75	450	480	80	207	2	862	9.1	3.4	310
SPC19/58C	CHROME	19	75	550	580	80	207	2	862	9.9	4	363
SPC31/48C	CHROME	31	75	450	480	80	207	3	1372	14.2	5.5	500
SPC31/58C	CHROME	31	75	550	580	80	207	3	1372	15.5	6.1	587
SPC40/48C	CHROME	40	75	450	480	80	207	4	1777	18.5	7.6	647
SPC40/58C	CHROME	40	75	550	580	80	207	4	1777	20.2	8.8	759

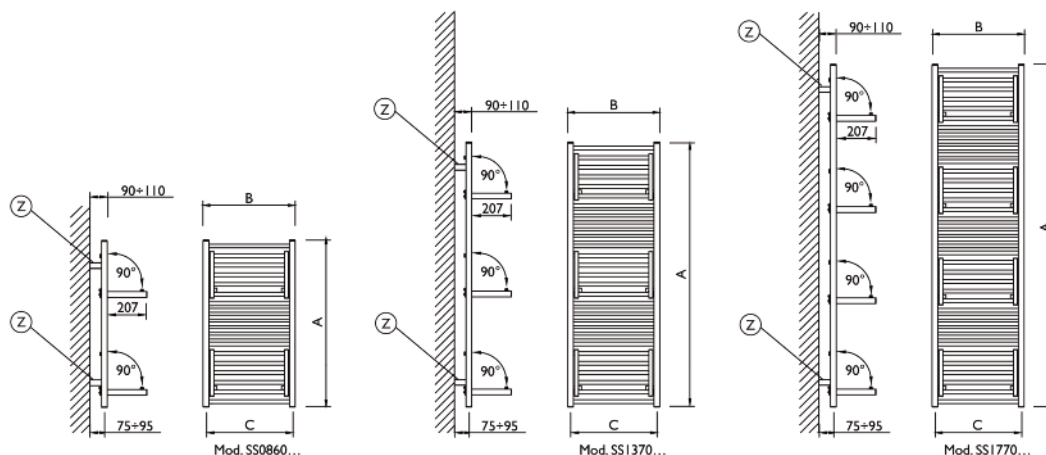
NOTE: Radiator Valves Are Not Included , Electrical Version Option - Details Provided Upon Request

Wall fastening system



Measures in mm

Radiator body dimensions



For technical assistance please Tel: 01928 579 068 or visit www.aelheating.com

carson

Towel Radiator

The towel radiator is a superb feature to have in any bathroom or kitchen area, available in two heights each having one integral high level airing or drying rack.

The semi oval design of the side channels and large (23mm dia) tubular straight round towel holder bars **CARSON** towel radiator one of the most attractive yet affordable towel radiators available in the UK.

For price and availability please contact your local Plumbers Merchant.

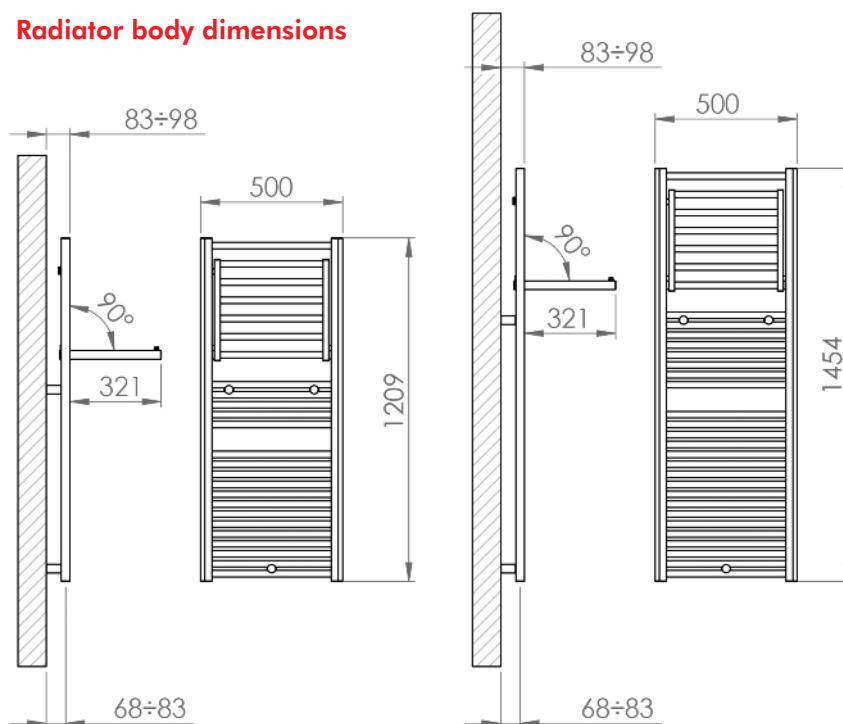
AEL reserve the right to alter designs and specifications without prior notice



CARSON: Ladder Towel Rail Design with Single Pull Down Airing Shelf System										OPEN PANEL		
MODEL	COLOUR	TUBE	WALL TO	"C" FLOW > RETURN	WIDTH "B"	DEPTH	OPEN SHELF	NUMBER	HEIGHT "A"	WEIGHT	WATER	MAX OUTPUT W
CARSON		NUMBER	PIPE CENTRE mm	PIPE CENTRES mm	mm	mm	DEPTH mm	OF SHELF	mm	Kg (DRY)	CONTENT LITRES	dt 50 oC
CAR24/50C	CHROME	24	68	450	500	80	400	1	1209	11.4	5.9	408
CAR29/50C	CHROME	29	68	450	500	80	400	1	1454	13.7	7.6	489

NOTE: Radiator Valves Are Not Included

Radiator body dimensions



For technical assistance please Tel: 01928 579 068 or visit www.aelheating.com

hudson

Towel Radiator

The **HUDSON** towel radiator is a sophisticated ergonomic design by Peter Jamieson which is an absolutely stunning feature radiator.

The **HUDSON** has been creatively designed without sacrificing functionality, it is a towel radiator that will be noticed with the three hidden integral airing or drying racks being available to be used as and when required.

For price and availability please contact your local Plumbers Merchant.

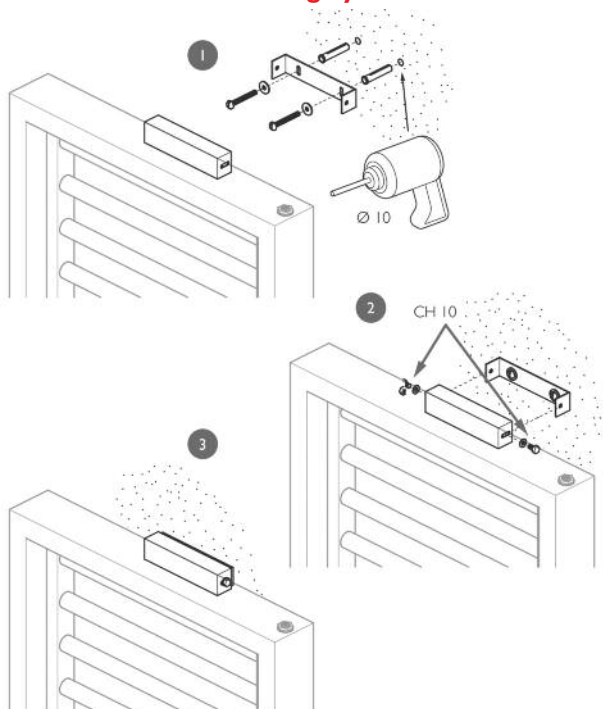
AEL reserve the right to alter designs and specifications without prior notice



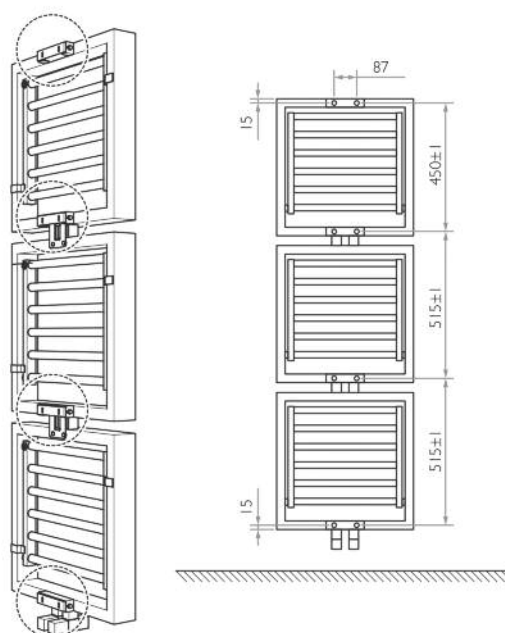
HUDSON: Ladder Towel Rail Design with Elegant Triple Pull Down Airing Shelf System								OPEN PANEL				
MODEL	COLOUR	TUBE	WALL TO	" C " FLOW > RETURN	WIDTH "B"	DEPTH	OPEN SHELF	NUMBER	HEIGHT "A"	WEIGHT	WATER	MAX OUTPUT W
HUDSON		NUMBER	PIPE CENTRE mm	PIPE CENTRES mm	mm	mm	DEPTH mm	OF SHELVES	mm	Kg (DRY)	CONTENT LITRES	dt 50 oC
HUD25/48BN	BRUSHED NICKLE	25	48	50	480	80	400	3	1509	25.6	11.8	941
HUD25/48W	WHITE	25	48	50	480	80	400	3	1509	25.6	11.8	941
HUD25/48B	BLACK	25	48	50	480	80	400	3	1509	25.6	11.8	941

NOTE: Radiator Valves Are Not Included

Wall fastening system



Radiator body dimensions



For technical assistance please Tel: 01928 579 068 or visit www.aelheating.com

hobson FS

Towel Radiator

The design of the **HOBSON FS** (Free styling) towel radiator can be whatever you want it to be because the straight tubular round towel holder bars can be positioned anywhere on the radiator using as many or as few as you prefer.

Each towel holder bar on the **HOBSON FS** is available in a choice of three lengths each length giving different thermal outputs, they can be positioned either side of the main central channel or just on one side in any order, it is your choice and the final design is all your own to suit your bathroom .

For price and availability please contact your local Plumbers Merchant.

AEL reserve the right to alter designs and specifications without prior notice



HOBSON BPS: Towel Rail "BESPOKE PIPE SYSTEM" Swap and Change Tube Lengths to Suit your Room

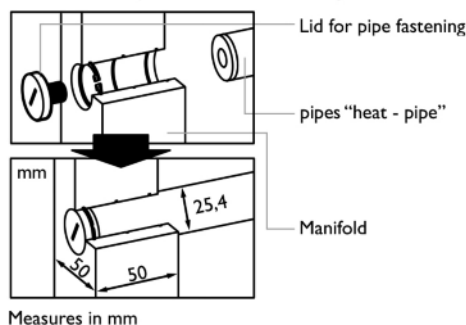
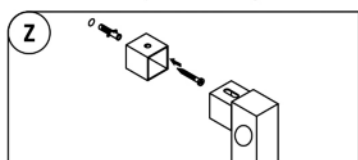
MODEL	COLOUR	MAX TUBE	WALL TO	" C " FLOW > RETURN	WIDTH "B"	DEPTH	LENGTH	HEIGHT "A "	WEIGHT	WATER	OUTPUT W
HOBSON BPS		NUMBER	PIPE CENTRE mm	Valve Centre > Centre Conn mm	mm	mm	mm	mm	Kg (DRY)	CONTENT LITRES	dt 50 oC
HOB-BPS910	CHROME	16	75	904	50	100	NA	820	3.5	1.3	85
HOB-BPS1510	CHROME	28	75	1504	50	100	NA	1420	6.3	2.2	148
HOB-BPS1910	CHROME	36	75	1904	50	100	NA	1820	8	2.8	189

NOTE: Radiator Valves Are Not Included - Dimension "C" is based on an AEL valve set type MA10C15

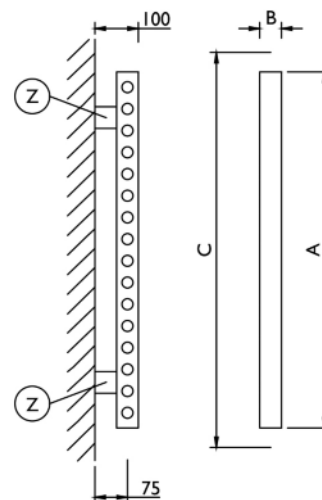
Now please choose from the various tube sizes below to design your radiator , each tube can be mixed and matched to provide the required output and design required

HOB-400/TUBE	CHROME	SEE ABOVE	NA	NA	NA	25	400	NA	0.3	NA	16
HOB-500/TUBE	CHROME	SEE ABOVE	NA	NA	NA	25	500	NA	0.35	NA	20
HOB-600/TUBE	CHROME	SEE ABOVE	NA	NA	NA	25	600	NA	0.4	NA	25
HOB-BLANK CAP	CHROME	SEE ABOVE	<small>NOTE: When a Heat Tube is not used a blank cap must be ordered and used in it's place</small>								

Wall fastening system



Radiator body dimensions



For technical assistance please Tel: 01928 579 068 or visit www.aelheating.com

benSON MPS

Towel Radiator

The **BENSON MPS** (Moving Pipe system) towel radiator can be moved to face left or right as well as into the room.

You can also design the radiator to suit your own preferred style by having as many or as few of the straight tubular round towel holder bars included into the radiator in any order you prefer.

Each towel holder bar on the **BENSON MPS** is available in a choice of three lengths each length giving a different thermal output so you can make the final design of this feature radiator suit your room.

For price and availability please contact your local Plumbers Merchant.

AEL reserve the right to alter designs and specifications without prior notice



BENSON MPS: "MOVING PIPE SYSTEM" plus Swap and Change Tube Lengths to Suit your Room

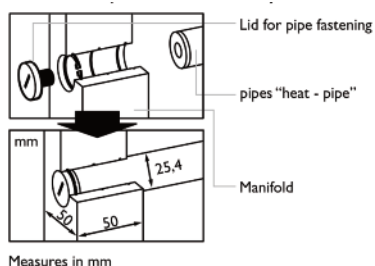
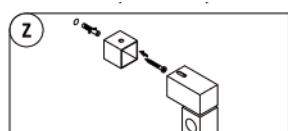
MODEL	COLOUR	MAX TUBE NUMBER	WALL TO PIPE CENTRE mm	" C "FLOW > RETURN Valve Centre > Centre mm	WIDTH "B" mm	DEPTH mm	LENGTH mm	HEIGHT " A" mm	WEIGHT Kg (DRY)	WATER CONTENT LITRES	OUTPUT W dt 50 oC
BENS-MPS910	CHROME	16	75	1032	50	100	NA	948	4.5	1.3	98
BENS-MPS1510	CHROME	28	75	1624	50	100	NA	1540	7.3	2.2	160
BENS-MPS1910	CHROME	36	75	2024	50	100	NA	1940	8.3	2.8	202

NOTE: Radiator Valves Are Not Included - Dimension "C" is based on an AEL valve set type MA10C15

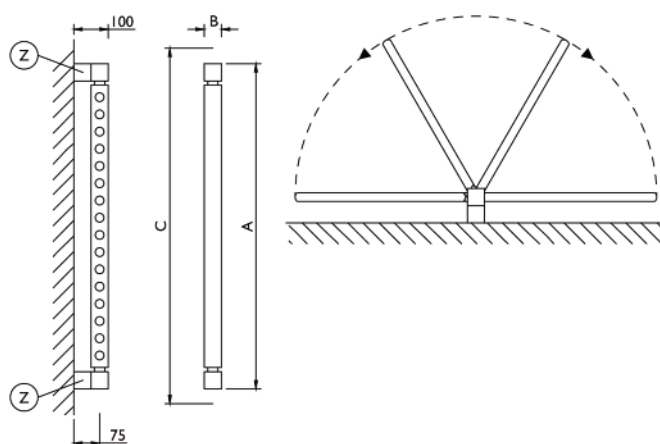
Please choose from the various tube sizes below to design your radiator, each tube can be mixed and matched to provide the required output and design required

BENS-400/TUBE	CHROME	SEE ABOVE	NA	NA	NA	25	400	NA	0.3	NA	16
BENS-500/TUBE	CHROME	SEE ABOVE	NA	NA	NA	25	500	NA	0.35	NA	20
BENS-600/TUBE	CHROME	SEE ABOVE	NA	NA	NA	25	600	NA	0.4	NA	25
BENS-BLANK CAP	CHROME	SEE ABOVE	<small>NOTE: When a Heat Tube is not used a blank cap must be ordered and used in it's place</small>								

Wall fastening system



Radiator body dimensions



For technical assistance please Tel: 01928 579 068 or visit www.aelheating.com

tornado

Electric Towel Rail

The **TORNADO** towel radiator combines the traditional electric system towel warmer with an integral electric fan coil heating unit to provide you with quick and efficient heating of your bathroom.

Purpose made for bathrooms but found to be popular for use in single room apartments or holiday homes the 500 W output from the towel radiator is impressive and will easily heat a good sized room whilst the integral 1000 W extra output provided from the **TORNADO** fan coil heater will boost the room up to the required temperature within minutes.

For price and availability please contact your local Plumbers Merchant.

AEL reserve the right to alter designs and specifications without prior notice

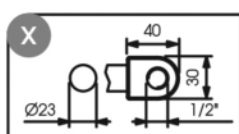


TORNADO: Ladder Towel Rail Design with Powerful Integral Electric Air Blower Heating System

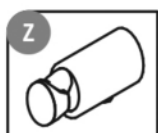
MODEL	COLOUR	TUBE DIAMETER	WALL TO	WIDTH	FAN DEPTH	NUMBER	HEIGHT	WEIGHT	WATER	OUTPUT W	MAX OUTPUT W
TORNADO		NUMBER	PIPE CENTRE mm	mm	mm	OF SHELFs	mm	Kg (DRY)	CONTENT LITRES	ELECTRIC RADIATOR	FAN HEATER
TOR18/50W	WHITE	18 X 23 mm	68	500	136	0	1124	15.7	NA	500w	1000

NOTE: Radiator Valves Are Not Included - Dimension "C" is based on an AEL valve set type MA10W15 (+ - 3 mm)

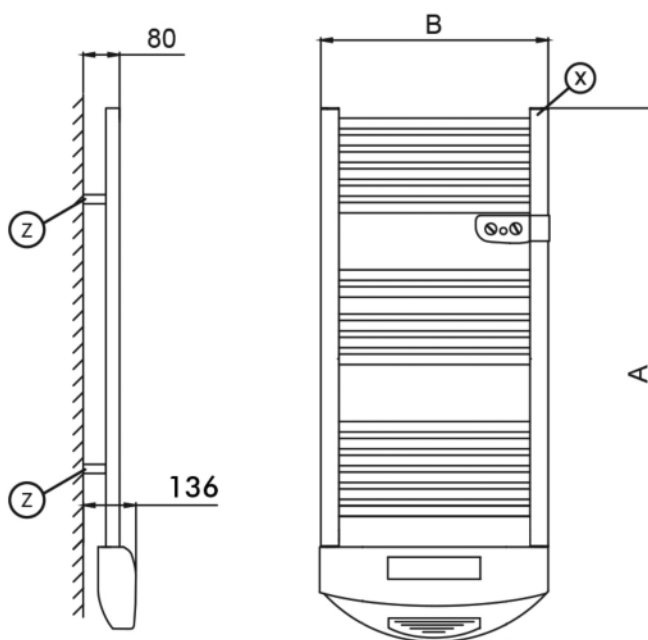
Wall fastening system



Measures in mm



Radiator body dimensions



- X** Radiator body section dimensions
- Z** Wall fastening systems
- A** 1124 mm
- B** 500 mm
- C** 316 mm
- Class 2 electric resistors
- Room thermostat function with a regulation system
- Max power button boost for a period (1hr)

For technical assistance please Tel: 01928 579 068 or visit www.aelheating.com

tornado plus

Electric Towel Rail

The **TORNADO Plus** towel radiator combines the traditional central heating system towel warmer with an integral electric fan coil heating unit just like the Tornado towel radiator but with the added benefit of an integral high level pull out airing or drying rack.

Purpose made for bathrooms but found to be popular for use in single room apartments or holiday homes the 500 W output from the central heating towel radiator is impressive and will easily heat a good sized bathroom whilst the integral 1000 W of extra heat output provided from the **TORNADO Plus** fan coil heater will boost the room up to the required temperature within minutes.

For price and availability please contact your local Plumbers Merchant.

AEL reserve the right to alter designs and specifications without prior notice

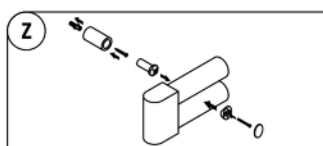


TORNADO PLUS: Ladder Towel Rail with Single Pull Down Airing Shelf & Powerful Integral Electric Air Blower Heating System

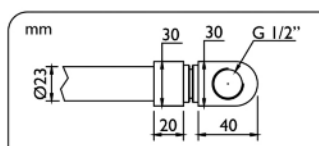
MODEL	COLOUR	TUBE	WALL TO	HEATING FLOW > RETURN "C"	WIDTH "B"	FAN DEPTH	OPEN SHELF	NUMBER	HEIGHT "A"	WEIGHT	WATER	MAX OUTPUT W	OUTPUT W
TORNADO Plus		NUMBER	PIPE CENTRE mm	PIPE Centre > Centre mm	mm	mm	DEPTH mm	OF SHELFs	mm	Kg (DRY)	CONTENT LITRES	RADIATOR dt50 oC	FAN HEATER
TP25/50W	WHITE	25	68	316	500	146	400	1	1470	13	6.1	609	1000
TP32/50W	WHITE	32	68	316	500	146	400	1	1715	15.2	7.8	730	1000

NOTE: Radiator Valves Are Not Included - Dimension "C" is based on an AEL valve set type MATOW15 (+/- 3 mm)

Wall fastening system



Radiator body dimensions



Measures in mm

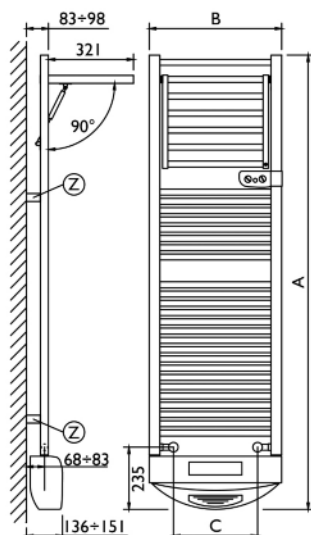
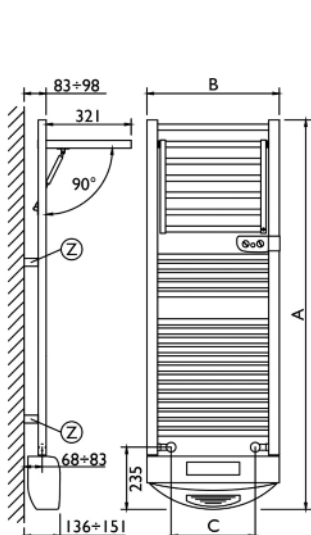
Analogic thermostat



Room temperature control

Max power button

- ⊙ Auto
- ☺ Comfort
- ☺ Eco = Comfort -3,5°C
- ⊘ Anti-ice



Tornado plus fan coil heater



For technical assistance please Tel: 01928 579 068 or visit www.aelheating.com



warmrack Heated Towel Rail and Rack Systems

AEL

HEATING

HEAD OFFICE: 4 Berkeley Court, Manor Park,
Runcorn, Cheshire, WA7 1TQ
Tel: 01928 579068 Fax: 01928 579523
e-mail: sales@aelheating.com

AEL reserve the right to alter designs and specifications without prior notice



European Standard EN442 was brought into force to define "heat measurement sampling" for hot water radiators in all European countries, a positive step forward to ensuring radiators tested and approved will provide the stated heat output required and also give a guarantee that the product will be fit for purpose. **EN442** provides a guarantee that the stated output of radiators from reputable manufacturers is correct and highlights and deters the use of poor quality untested radiators in European installations.

Plate Heat
Exchanger
Packages

Gas fired
Condensing
Boilers

Cast Iron
Sectional
Boilers

High Output Tubular
Aluminium Steel
Radiators Radiators

Designer
Bathroom
Radiators

**Corgi
Approved
Engineers**