

Avon RB780CR Chieftain Road Blocker



Avon RB780CR Chieftain High Security Road Blocker provides a high level of security against unauthorised vehicle access.

Designed to withstand direct impact forces in excess of 1,852 KJ, the RB780CR road blocker is a Hostile Vehicle Mitigation (HVM) solution providing protection to sites from extreme Vehicle Borne Improvised Explosive Device (VBIED) attack.

It has been independently, structurally evaluated by the Transport Research Laboratory (TRL) and has also been physically tested in a number of full scale impact tests conducted in accordance with PAS 68 by the Motor Industry Research Association (Horiba MIRA).

Developed and manufactured by engineers with significant experience in the fields of high security and access control, it is a highly dependable security product that will easily interface with a wide range of control equipment.

Assembled in our fabrication facilities using heavy gauge materials to give maximum strength and durability, the RB780CR Chieftain Road Blocker is an ideal product to protect high security establishments, iconic buildings and critical infrastructure.

The road blocker comes with a push-button control as standard. However, it can be customised to interface with a wide range of access control equipment to suit specific customer requirements. Available configurations include (but are not limited to) inductive loop systems, card readers, communication equipment and manned guard emergency systems.

Hostile Vehicle Mitigation

t: +44 (0) 117 953 5252
e: sales@avon-barrier.com
w: www.avon-barrier.com

RB780CR Road Blocker

SPECIFICATION

| | |
|---|---|
| Physical Dimensions: | HPU Cabinet - 935mm W x 660mm D x 1295mm H 2m Road Blocker - 2510mm W x 1770mm D x 1000mm H Blocker widths available 2-6 metres in 500mm increments |
| Basic Power Requirements: | 3-Phase 415V AC, 50Hz, (other voltages are available) |
| Control Voltage: | S.E.L.V 24v |
| Performance: | Loading 30 Tonnes |
| Impact Absorption: | 1852KJ (fully operational immediately after impact) |
| Full PAS68 Classification: | V/7500(N2)/80/90:0/17 |
| Tested Model: | 800mmHx2.0mW |
| Speed of operation: | 6 second to raise or lower (other speeds available) |
| Emergency Fast Raise: | <1.5 seconds to raise (option) |
| Operating temperature range available (option): | -25°C - +70°C |
| Construction: | The supporting framework is constructed from fully welded, heavy gauge, high strength, structural steels completely encased with steel sheets to provide a self-shuttered module. Sub-surface fixing points ensure the blocker is completely secured to its foundation. |

Features

- Multiple testing (5 different / independent physical tests)
- Independently structurally evaluated
- Physically impact tested to PAS 68 criteria
- Manufactured from heavy gauge materials
- Manual hand pump facility
- Programmable logic control system
- 100% duty cycling
- Fully clad base

Benefits

- Comprehensive understanding of attack resistance
- Confidence in proven performance
- Strength and durability
- Operational under power failure conditions
- Flexibility to interface with all forms of access control
- Reliable and dependable
- Simple to install

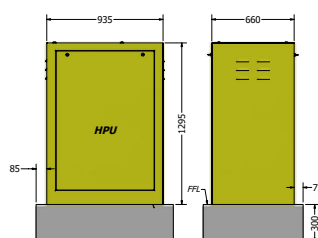
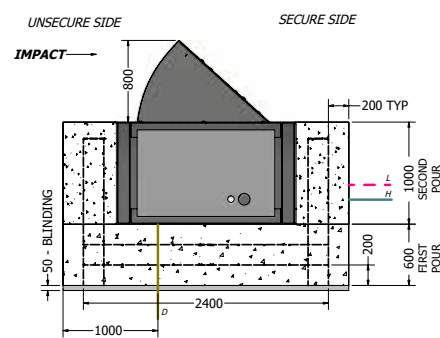
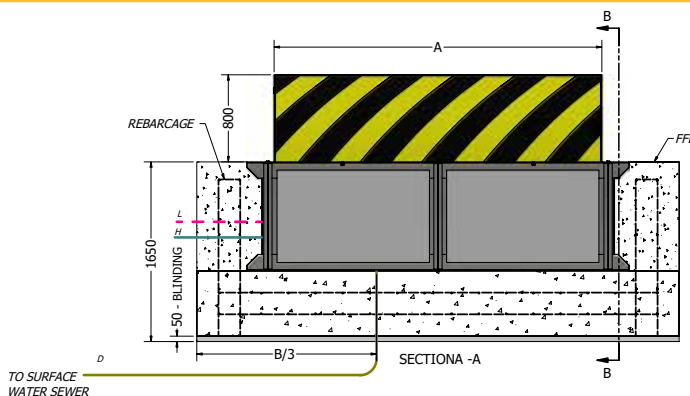


OPTIONS

Where the blockers control point is remote from the installation, we strongly recommend the fitting of a recordable CCTV system, traffic lights and inductive loop systems.

For safety reasons pedestrians, cyclists and motorcycles are advised not to use a blocker controlled roadway, additional safety measures can be incorporated into the blocker system if required.

- Emergency fast raise system
- Emergency buttons with lock down
- Accumulator systems for hydraulic operation in power failure conditions
- Access and intercom systems
- UPS backup for the electrical system
- Inductive loop systems
- Interlocking systems to give air-lock type protection on sites with higher threat levels
- Traffic lights and back-indications systems
- Integral inset warning lights in blocking segment



| RB780CR ROAD BLOCKER | | |
|----------------------|------|------|
| A | B | C |
| 2m | 3430 | 2510 |
| 2.5m | 3930 | 3010 |
| 3m | 4430 | 3510 |
| 3.5m | 4930 | 4010 |
| 4m | 5430 | 4510 |
| 4.5m | 5930 | 5010 |
| 5m | 6430 | 5510 |
| 5.5m | 6930 | 6010 |
| 6m | 7430 | 6510 |

ALL CONCRETE TO BE GRADE C35