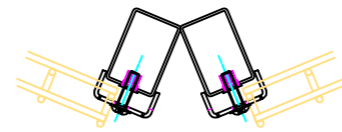
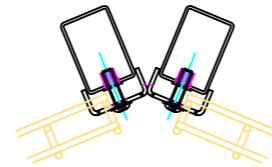


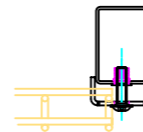
NOTE:
PANELS ARE SUPPLIED PRE-GALV TO BS
EN 10244-2:2001 CLASS D AND THEN
SUBSEQUENTLY POWDER COATED.



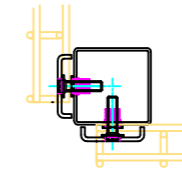
EXTERNAL CORNER DETAIL



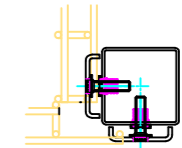
INTERNAL CORNER DETAIL



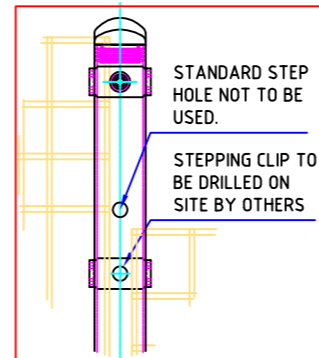
END DETAIL



90 DEG EXTERNAL CORNER DETAIL
NOTE-DIFFERENT CLIP ON 90° CNR POSTS

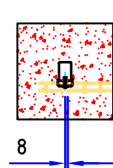
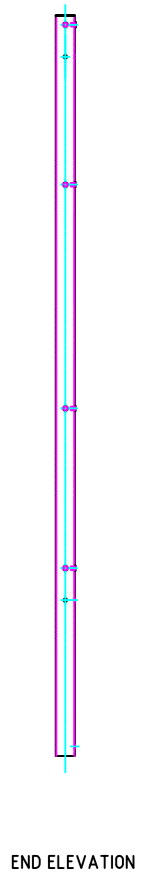
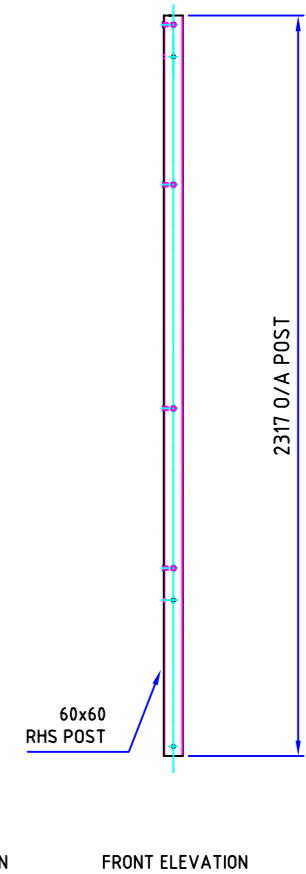
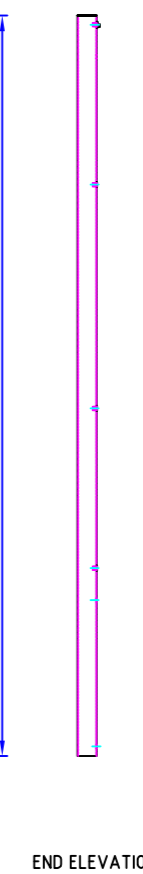

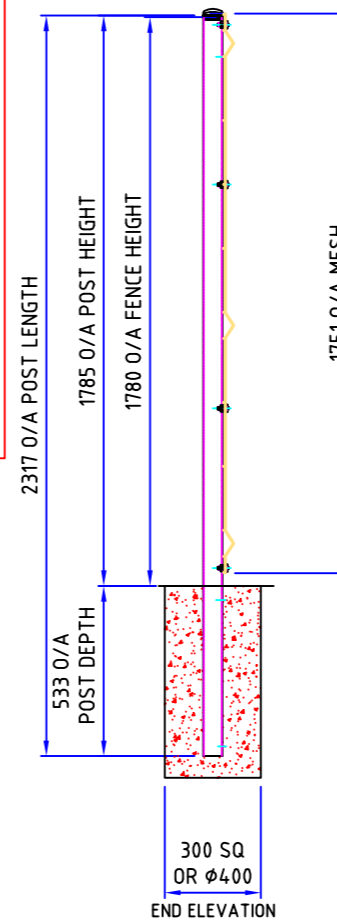
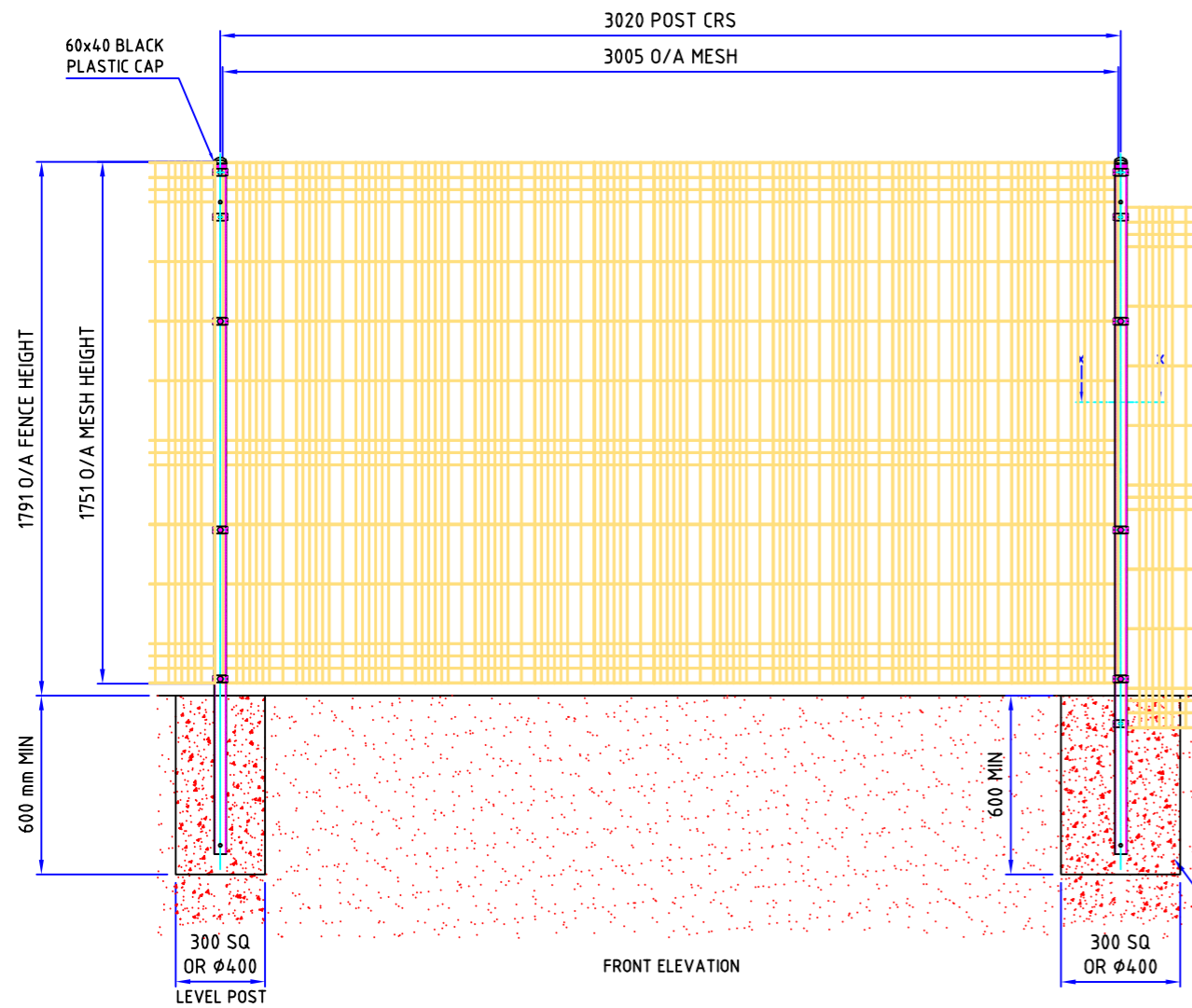


90 DEG INTERNAL CORNER DETAIL
NOTE- 'V' SECTION WILL NEED TO BE CUT
OUT ON SITE TO ALLOW CORNER
NOTE-DIFFERENT CLIP ON 90° CNR POSTS

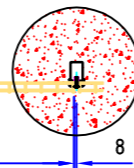


NO TOP HOOK CLIP REQUIRED.
DO NOT INSERT STEPPING HOLES.

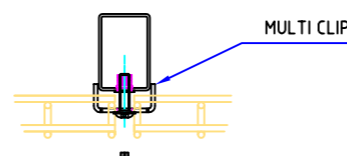
NOTE: NO STEPPING
HOLES PROVIDED -
HOLES FOR
PRO-DRIVE PINS TO
BE DRILLED ON
SITE BY OTHERS
FOR STEPPING.
MINIMUM STEP
150mm.



PLAN



SECTION X-X



MULTI CLIP



SECURITY FIXING TOOL

PLAN
INTER/END POST DETAIL

PLAN
90° UNIVERSAL CORNER POST DETAIL

REVISIONS		
REV	DESCRIPTION OF CHANGE	DATE



Etna Works,
Duke Street,
Fenton,
Stoke-on-Trent
ST4 3NS
Telephone- 01782 319 264
E-MAIL-waynew@barkersfencing.com
Web Site-barkersfencing.com

ALL DIMENSIONS IN MILLIMETRES UNLESS STATED OTHERWISE UPTO - 1000mm +/- 1.0mm
NORMAL TOLERANCES UNLESS STATED OTHERWISE OVER - 1000mm +/- 2.0mm
PLEASE NOTE THAT THIS ORDER WILL BE ACCEPTED BY US STRICTLY ON CONDITION THAT
CONFORMITY TO ANY SPECIFICATION FOR THE GOODS OR MATERIALS, INCLUDING ANY
RELEVANT PLANS OR DRAWINGS IS SUBJECT AT ALL TIMES TO THE APPLICABLE BRITISH
STANDARD ROLLING DIMENSIONAL TOLERANCES (INCLUDING SIZE AND THICKNESS)
THE INFORMATION CONTAINED IN THIS DRAWING IS THE PROPERTY OF
"BARKERS ENGINEERING LTD". COPYRIGHT IS RESERVED BY THEM AND THE CONTENT IS
USED ON THE CONDITION THAT IT IS NOT COPIED, REPRODUCED, RETAINED OR DISCLOSED TO
ANY UNAUTHORISED PERSON EITHER WHOLLY OR IN PART WITHOUT THE CONSENT IN
WRITING OF "BARKERS ENGINEERING LTD".

MATERIAL
AS ABOVE
WELDING
ALL WELDS AS SHOWN
FINISH
GALVANIZED TO BS EN 1461
POWDERCOAT TO:

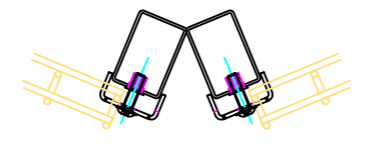
TITLE
TYPICAL DETAIL OF 1790mm PRO GUARD MESH 3020mm POST CRS
C/W CONCRETE IN UNIVERSAL 60x40 RHS POSTS
CLIENT
DRAWN BY LUKE
SCALE DO NOT
CHECKED BY WAYNE
DATE 18.06.19
ORDER No
DRAWING No PG 1.790 60x40 3m Crs

MUST BE READ IN-CONJUNCTION WITH WORKS INSTRUCTION SHEET

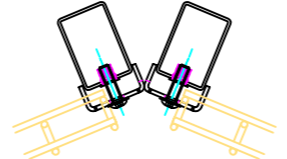
OF

IF IN DOUBT - "ASK"

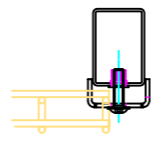
NOTE:
PANELS ARE SUPPLIED PRE-GALV TO BS
EN 10244-2:2001 CLASS D AND THEN
SUBSEQUENTLY POWDER COATED.



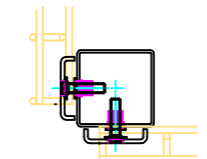
EXTERNAL CORNER DETAIL



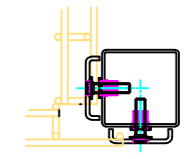
INTERNAL CORNER DETAIL



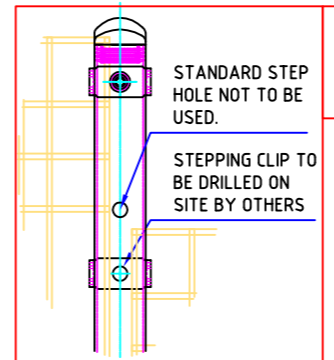
END DETAIL



90 DEG EXTERNAL CORNER DETAIL
NOTE-DIFFERENT CLIP ON 90° CNR POSTS



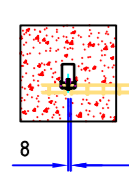
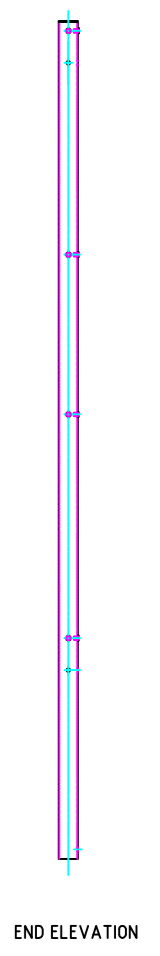
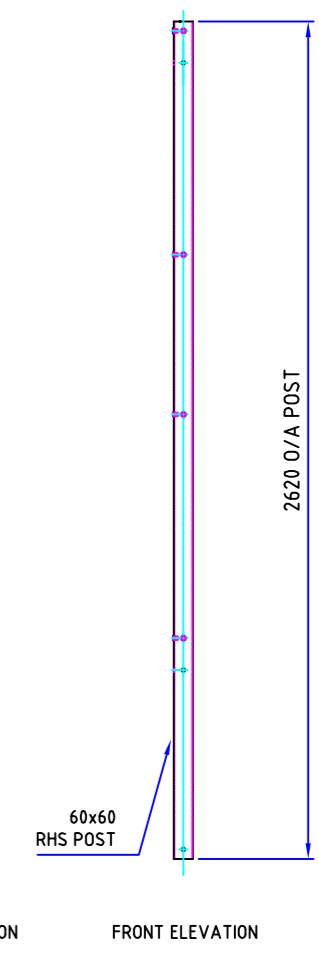
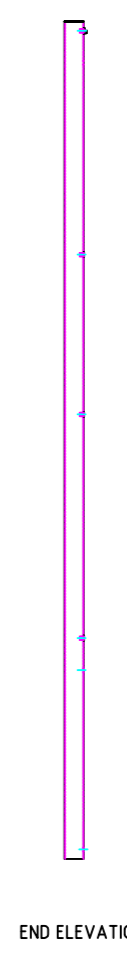
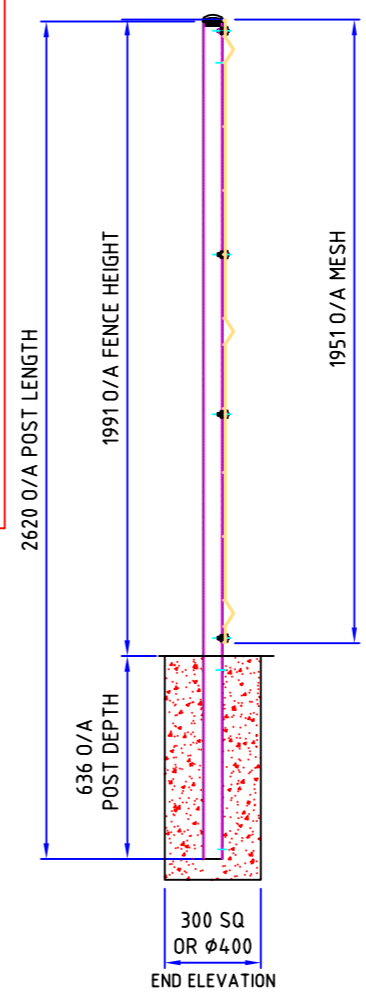
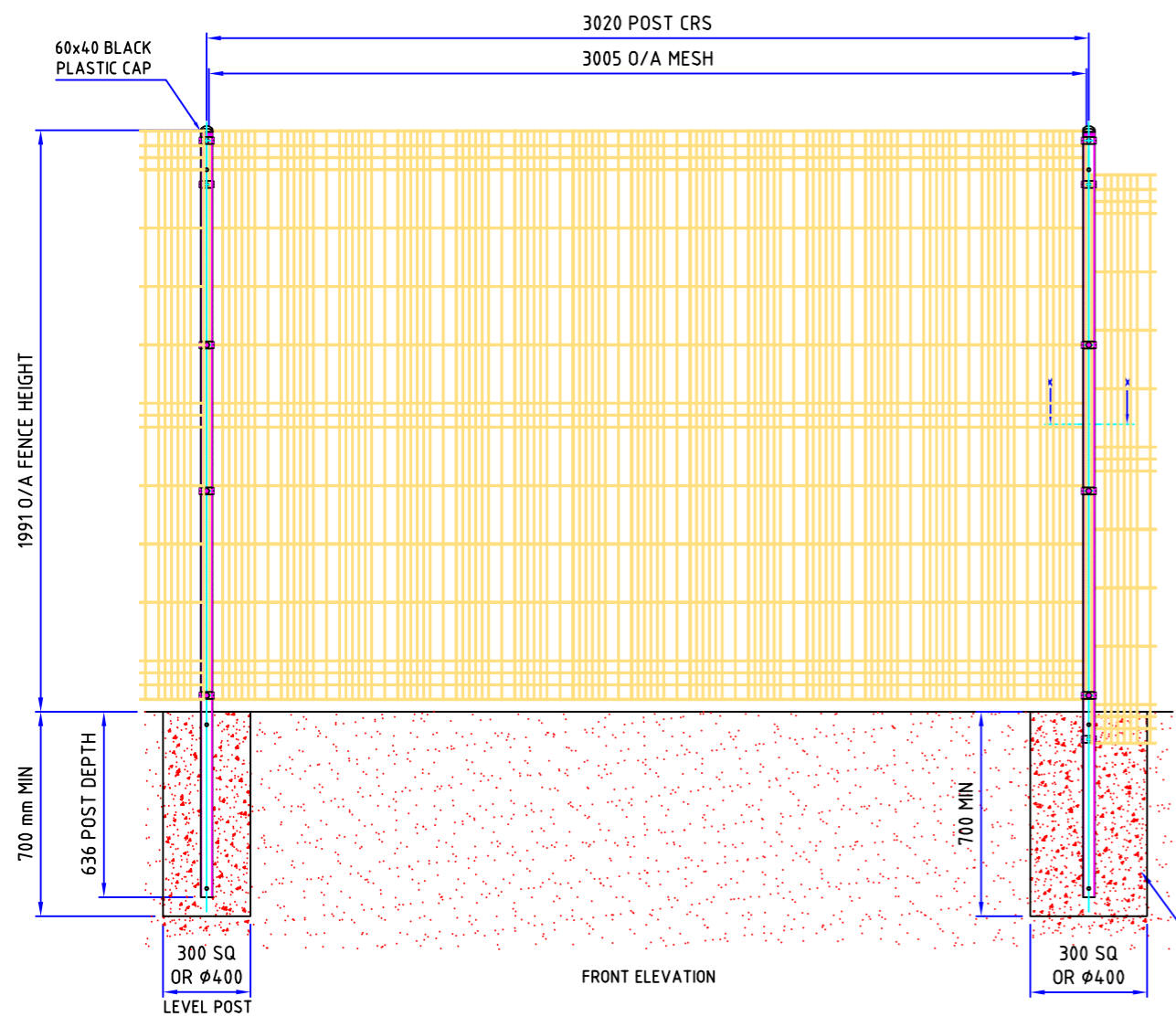
90 DEG INTERNAL CORNER DETAIL
NOTE- 'V' SECTION WILL NEED TO BE CUT
OUT ON SITE TO ALLOW CORNER
NOTE-DIFFERENT CLIP ON 90° CNR POSTS



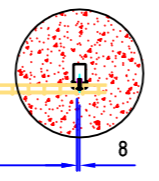
STANDARD STEP
HOLE NOT TO BE
USED.
STEPPING CLIP TO
BE DRILLED ON
SITE BY OTHERS

NO TOP HOOK CLIP REQUIRED.
DO NOT INSERT STEPPING HOLES.

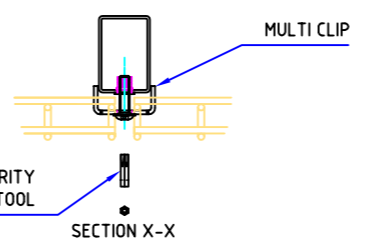
NOTE: NO STEPPING
HOLES PROVIDED -
HOLES FOR
PRO-DRIVE PINS TO
BE DRILLED ON
SITE BY OTHERS
FOR STEPPING.
MINIMUM STEP
150mm.



3005
PLAN



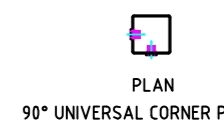
3005
PLAN



SECTION X-X



PLAN
INTER/END POST DETAIL



PLAN
90° UNIVERSAL CORNER POST DETAIL

REV	DESCRIPTION OF CHANGE	NAME	DATE



Etna Works,
Duke Street,
Fenton,
Stoke-on-Trent
ST4 3NS
Telephone- 01782 319 264
E-MAIL-waynew@barkersfencing.com
Web Site-barkersfencing.com

ALL DIMENSIONS IN MILLIMETRES UNLESS STATED OTHERWISE UPTO - 1000mm +/- 1.0mm
NORMAL TOLERANCES UNLESS STATED OTHERWISE OVER - 1000mm +/- 2.0mm
PLEASE NOTE THAT THIS ORDER WILL BE ACCEPTED BY US STRICTLY ON CONDITION THAT
CONFORMITY TO ANY SPECIFICATION FOR THE GOODS OR MATERIALS, INCLUDING ANY
RELEVANT PLANS OR DRAWINGS IS SUBJECT AT ALL TIMES TO THE APPLICABLE BRITISH
STANDARD ROLLING DIMENSIONAL TOLERANCES (INCLUDING SIZE AND THICKNESS)
THE INFORMATION CONTAINED IN THIS DRAWING IS THE PROPERTY OF
"BARKERS ENGINEERING LTD". COPYRIGHT IS RESERVED BY THEM AND THE CONTENT IS
USED ON THE CONDITION THAT IT IS NOT COPIED, REPRODUCED, RETAINED OR DISCLOSED TO
ANY UNAUTHORISED PERSON EITHER WHOLLY OR IN PART WITHOUT THE CONSENT IN
WRITING OF "BARKERS ENGINEERING LTD".

MATERIAL
AS ABOVE
WELDING
ALL WELDS AS SHOWN
FINISH
GALVANIZED TO BS EN 1461
POWDERCOAT TO:

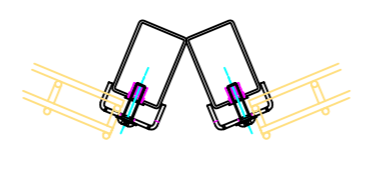
TITLE
TYPICAL DETAIL OF 1990mm PRO GUARD MESH 3020mm POST CRS
C/W CONCRETE IN UNIVERSAL 60x40 RHS POSTS
CLIENT
DRAWN BY LUKE
SCALE DO NOT
CHECKED BY WAYNE
DATE 18.06.19
ORDER No
DRAWING No PG 1.990 60x40 3m Crs

MUST BE READ IN-CONJUNCTION WITH WORKS INSTRUCTION SHEET

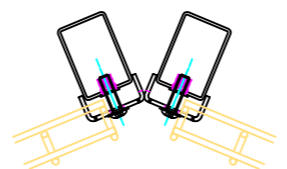
OF

IF IN DOUBT - "ASK"

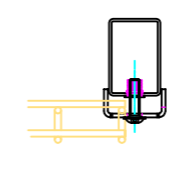
NOTE:
PANELS ARE SUPPLIED PRE-GALV TO BS
EN 10244-2:2001 CLASS D AND THEN
SUBSEQUENTLY POWDER COATED.



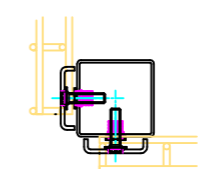
EXTERNAL CORNER DETAIL



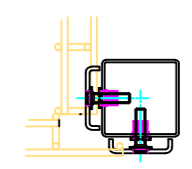
INTERNAL CORNER DETAIL



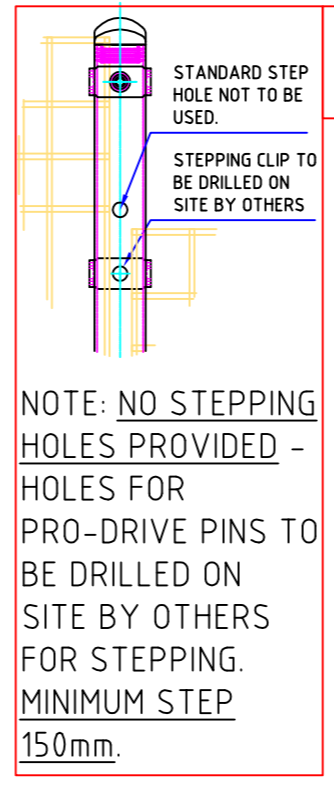
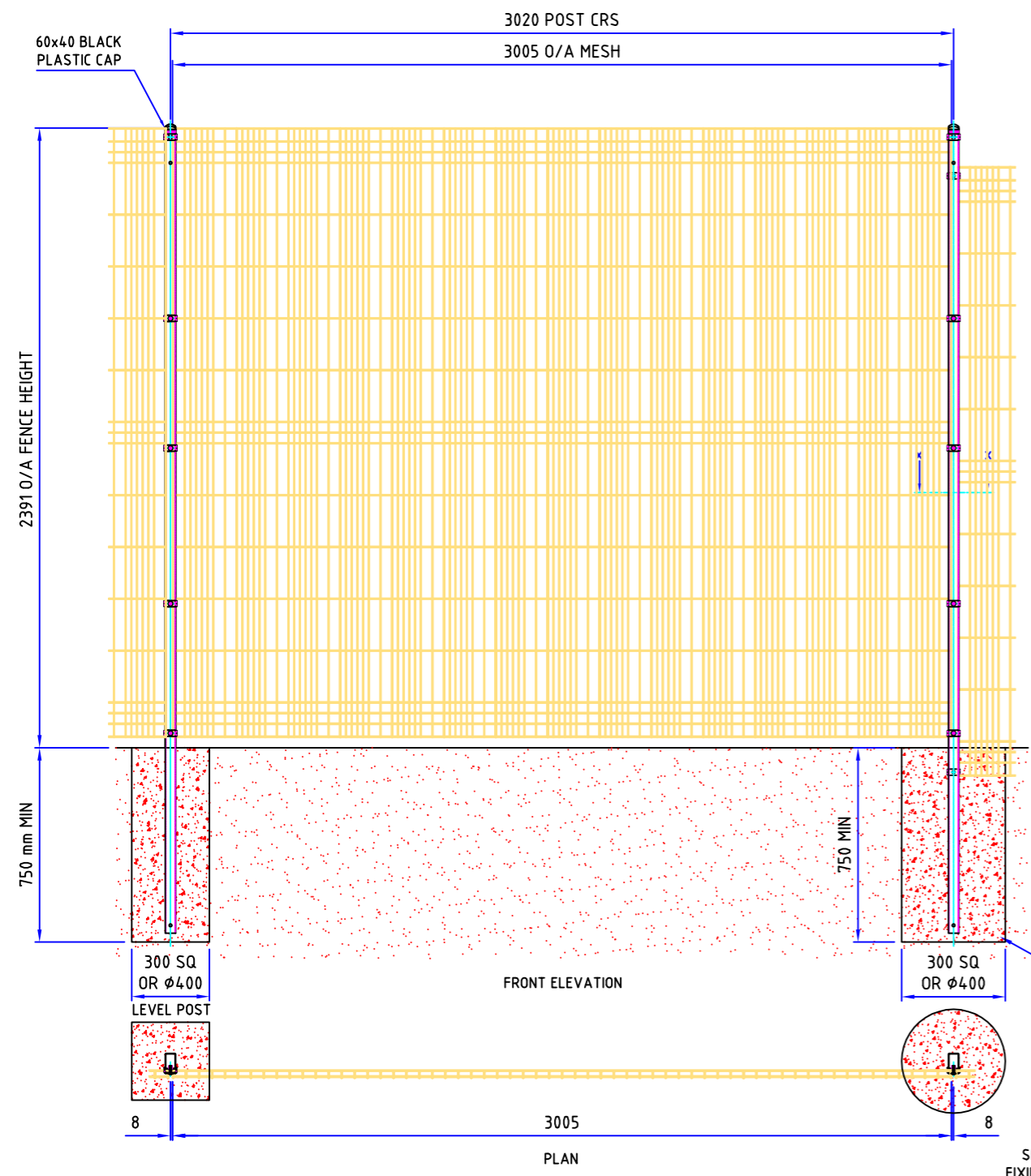
END DETAIL



90 DEG EXTERNAL CORNER DETAIL
NOTE-DIFFERENT CLIP ON 90° CNR POSTS

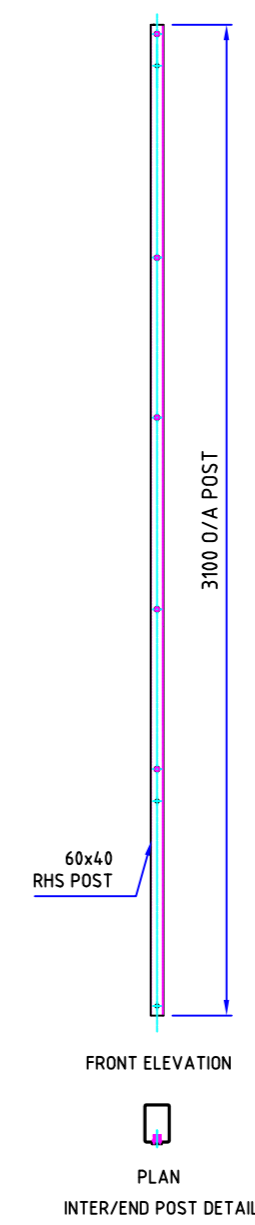
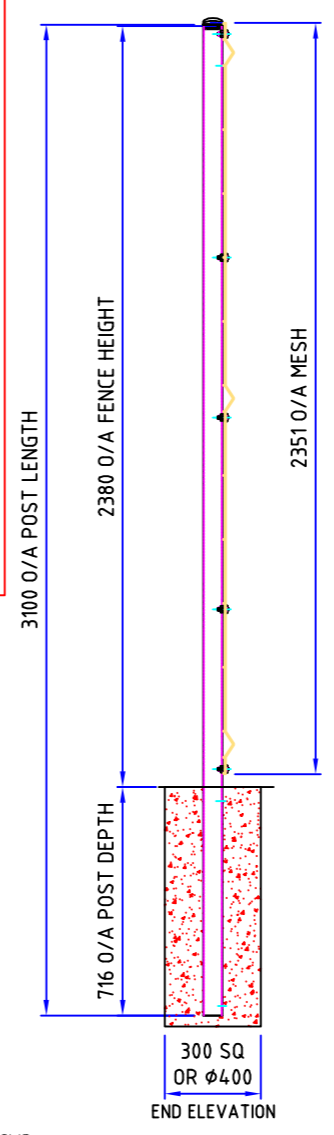


90 DEG INTERNAL CORNER DETAIL
NOTE- 'V' SECTION WILL NEED TO BE CUT
OUT ON SITE TO ALLOW CORNER
NOTE-DIFFERENT CLIP ON 90° CNR POSTS

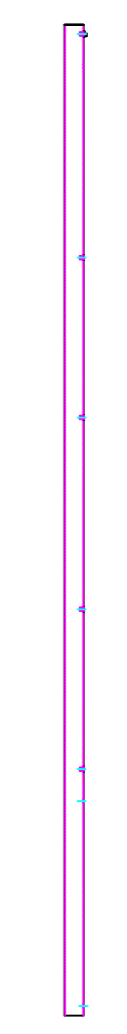


NO TOP HOOK CLIP REQUIRED.
DO NOT INSERT STEPPING HOLES.

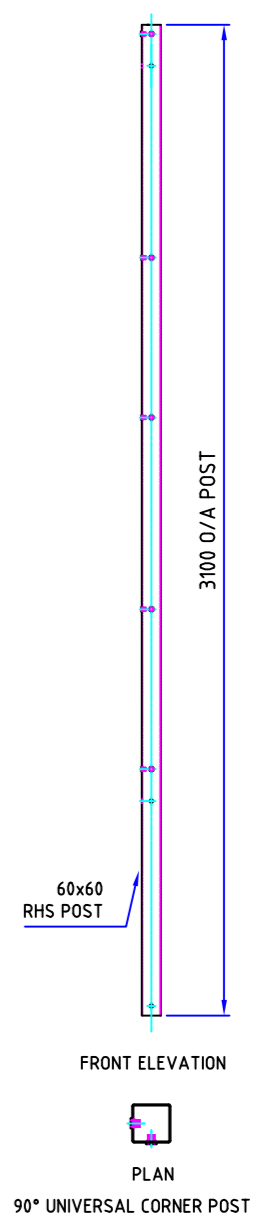
NOTE: NO STEPPING HOLES PROVIDED - HOLES FOR PRO-DRIVE PINS TO BE DRILLED ON SITE BY OTHERS FOR STEPPING. MINIMUM STEP 150mm.



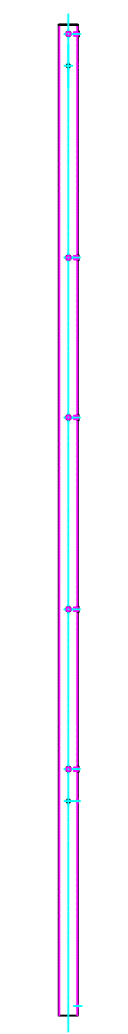
FRONT ELEVATION
PLAN
INTER/END POST DETAIL



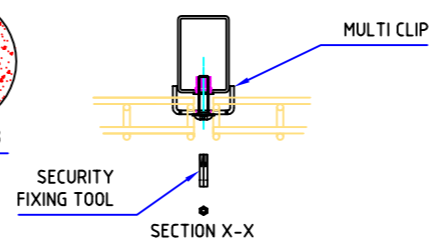
END ELEVATION



FRONT ELEVATION
PLAN
90° UNIVERSAL CORNER POST DETAIL



END ELEVATION



SECTION X-X
MULTI CLIP
SECURITY FIXING TOOL

REVISIONS		
REV	DESCRIPTION OF CHANGE	DATE



Etna Works,
Duke Street,
Fenton,
Stoke-on-Trent
ST4 3NS
Telephone- 01782 319 264
E-MAIL-waynew@barkersfencing.com
Web Site-barkersfencing.com

ALL DIMENSIONS IN MILLIMETRES UNLESS STATED OTHERWISE UPTO - 1000mm +/- 1.0mm
NORMAL TOLERANCES UNLESS STATED OTHERWISE OVER - 1000mm +/- 2.0mm
PLEASE NOTE THAT THIS ORDER WILL BE ACCEPTED BY US STRICTLY ON CONDITION THAT CONFORMITY TO ANY SPECIFICATION FOR THE GOODS OR MATERIALS, INCLUDING ANY RELEVANT PLANS OR DRAWINGS IS SUBJECT AT ALL TIMES TO THE APPLICABLE BRITISH STANDARD ROLLING DIMENSIONAL TOLERANCES (INCLUDING SIZE AND THICKNESS)
THE INFORMATION CONTAINED IN THIS DRAWING IS THE PROPERTY OF "BARKERS ENGINEERING LTD". COPYRIGHT IS RESERVED BY THEM AND THE CONTENT IS USED ON THE CONDITION THAT IT IS NOT COPIED, REPRODUCED, RETAINED OR DISCLOSED TO ANY UNAUTHORISED PERSON EITHER WHOLLY OR IN PART WITHOUT THE CONSENT IN WRITING OF "BARKERS ENGINEERING LTD".

MATERIAL
AS ABOVE
WELDING
ALL WELDS AS SHOWN
FINISH
GALVANIZED TO BS EN 1461
POWDERCOAT RAL

TITLE
TYPICAL DETAIL OF 2390mm PRO GUARD MESH 3020mm POST CRS
C/W CONCRETE IN UNIVERSAL 60x40 RHS POSTS
CLIENT
DRAWN BY LUKE
SCALE DO NOT
CHECKED BY WAYNE
DATE 18.06.19
ORDER No
DRAWING No PG 2.390 60x40 3m Crs